



ENGINEERED TARPING SOLUTIONS

Shur-Lok® Features

- GALVANIZED STEEL or FABRIC END CAPS
- GALVANIZED STEEL or ALUMINUM LATCHPLATE
- STEEL BOWS/BRACKETS
- 1" RIDGE STRAP W/ RATCHET or RIDGE ROPE
- RECESSED TARP STOPS
- LONG STRAIGHT CRANK
- PINLESS RETAINER W/ 7" STANDOFF
- STRETCH CORD RETURN
- 18-OZ. VINYL TARP



A001BD-0209

Value Series or Super Duty Shur-Lok® for Grain Carts

The 'Shur' way to protect your grain from moisture and lock in profits! Our standard Shur-Lok® will do the job for you – and do it well, but if you like to customize we have a plenty of available options and upgrades!

Our adaptable hardware makes it possible to position the crank arm in the most efficient spot. The standoffs come in 2-, 3-, 7- and 11-inch sizes while J-hooks are available in regular, pinless or offset-with-pin retainers. Our pinless offset retainer will eliminate pin-and-cable hassles and can be secured on either side of the cart.

We also offer a universal crank retainer support kit to accommodate non-vertical configurations.

Ridge straps, both the standard 1-inch and the 2-inch upgrade, are made of stretch-resistant high-tensile webbing to keep the tarp from sagging between bows.

Dual straps give offset placement, a larger center opening and a clear flow for loading to reduce grain spatter.

For more information, give us a call at 800.474.8756. Customer service representatives are standing by to help with any questions you may have.

SEE BOX DETAIL SHEET ON REVERSE SIDE.



Top to bottom: Standoffs, J-hooks and pinless offset retainer; universal crank retainer support; standard 1" ridge strap; and dual straps on an extra-wide grain cart.

Box Detail Sheet for GRAIN CARTS and WAGONS



CONTACT INFORMATION

NAME _____
 ADDRESS _____
 CITY _____ STATE _____ ZIP _____
 PHONE _____ FAX _____
 CART/WAGON MAKE _____

OUTSIDE DIMENSIONS

A _____ UPPER OUTSIDE BOX LENGTH
 B _____ UPPER OUTSIDE BOX WIDTH
 Front _____ Center _____ Rear _____
 N _____ TOP RAIL WIDTH
 U _____ INSIDE BOX WIDTH
 X _____ GROUND TO TOP RAIL HEIGHT
 Y _____ TOP RAIL LIP HEIGHT

FRONT CONFIGURATION **MUST SELECT ONE.**

VERTICAL SLOPED

BOX EXTENSION STYLE (See Figure 1.)

FLAT SLANTED FLAT w/ANGLE SLANTED w/ANGLE
 SLANTED w/OVERHANG SLANTED w/OVERHANG & ANGLE

BOX EXTENSION DIMENSIONS

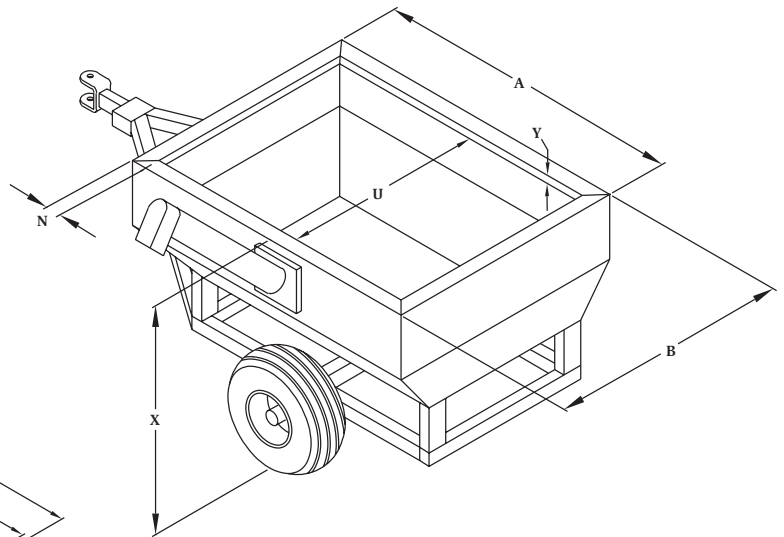
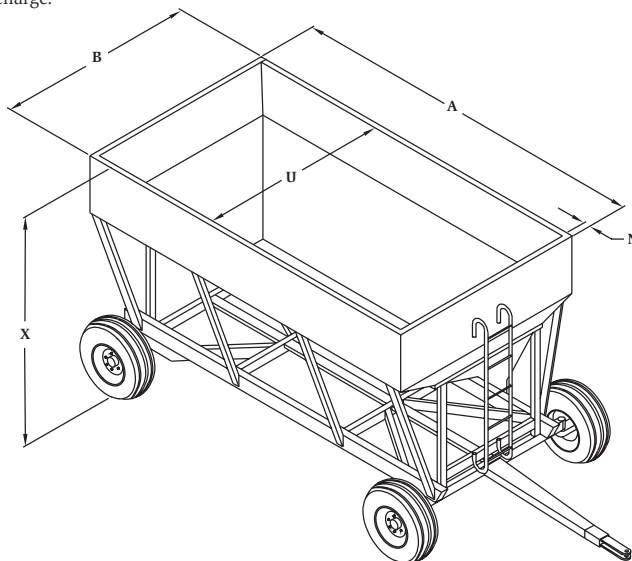
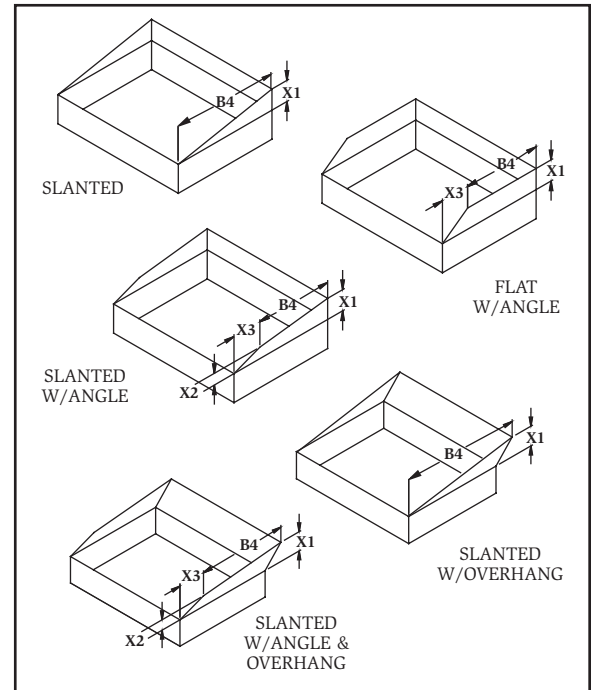
B4 _____ EXTENSION WIDTH
 X1 _____ EXTENSION HEIGHT DRIVER SIDE
 X2 _____ EXTENSION HEIGHT PASSENGER SIDE
 X3 _____ LOWER EXTENSION ANGLE

TARP COLOR(S)*

18 OZ. _____

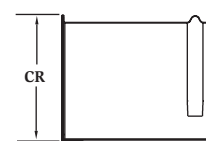
* White, black, gray and royal blue come standard. Upgrades to red, orange, yellow, green, marine, maroon, grape, tan and brown are available for an additional charge.

Figure 1

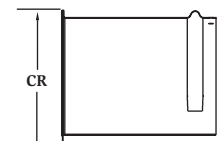


CABLE-LOK™ REPLACEMENT CAPS

Actual rise in inches: CR _____



TOP MOUNT



SIDE MOUNT

Phone 1-800-474-8756

Fax 1-605-665-0501

Salesperson _____