

# BOX DETAIL SHEET FOR END DUMPS

ALL TARPS ARE CUSTOM-MADE TO ORDER AND ARE NON-RETURNABLE. CORRECT PHYSICAL MEASUREMENTS ARE ESSENTIAL FOR PROPER TARP FIT. PROVIDE ALL REQUESTED INFORMATION OR YOUR ORDER MAY BE DELAYED. **DO NOT USE UNIVERSAL BOX SIZES. ALWAYS USE ACTUAL MEASUREMENTS.** BOX SIZE AND FINISHED TARP SIZE ARE **NOT** THE SAME.

## CONTACT INFORMATION

G04BD-0618

NAME \_\_\_\_\_  
 ADDRESS \_\_\_\_\_  
 EMAIL \_\_\_\_\_  
 CITY \_\_\_\_\_ STATE \_\_\_\_\_ ZIP \_\_\_\_\_  
 PHONE \_\_\_\_\_ FAX \_\_\_\_\_  
 BOX/TRAILER MAKE \_\_\_\_\_

## BOX DIMENSIONS

A \_\_\_\_\_ UPPER BOX LENGTH  
 B \_\_\_\_\_ UPPER BOX WIDTH  
     Front \_\_\_\_\_ Center \_\_\_\_\_ Rear \_\_\_\_\_  
 N \_\_\_\_\_ TOP RAIL WIDTH  
 U \_\_\_\_\_ INSIDE BOX WIDTH  
 X \_\_\_\_\_ BOX HEIGHT

CORNER CONFIGURATION *Must select one – see Figure 1*

SQUARE     DIAGONAL     RADIUS/NO RECESS  
 SQUARE RECESS     DIAGONAL RECESS

C \_\_\_\_\_ OUTSIDE CORNER RADIUS *For all radius fronts*  
 D \_\_\_\_\_ RECESSED WIDTH    E \_\_\_\_\_ FLAT ACROSS FRONT  
 F \_\_\_\_\_ FRONT-CORNER POST    G \_\_\_\_\_ GUSSET LENGTH  
 V \_\_\_\_\_ FLAT ACROSS DIAG.    W \_\_\_\_\_ DIAGONAL DEPTH

TARP RAIL STYLE *See Figure 2*

SQUARE     SELF CLEANING     SQUARE W/PLANKS\*

\*Are planks flush with outside of top rail? Y / N (Circle one)

TARP RAIL DROP *See Figure 3*     FRONT     REAR

L \_\_\_\_\_ BULKHEAD DEPTH    O1 \_\_\_\_\_ FRONT TOP RAIL DROP  
 M \_\_\_\_\_ THRESHOLD DEPTH    O2 \_\_\_\_\_ REAR TOP RAIL DROP

FRONT END STYLE *See Figure 4*

RAISED FRONT SHIELD     RAISED SHIELD/FLAT TOP RAIL  
 SLANT W/CURVED     SLANT W/SQUARE RAISED FRONT  
     RAISED FRONT     SQUARE TUB W/INVERTED RAM

AD \_\_\_\_\_ CYLINDER HEIGHT    J \_\_\_\_\_ UPPER SHIELD WIDTH  
 AE \_\_\_\_\_ DOGHOUSE DEPTH    J1 \_\_\_\_\_ DOGHOUSE WIDTH  
 H \_\_\_\_\_ SHIELD HEIGHT    K \_\_\_\_\_ LOWER SHIELD WIDTH

REAR DUMP STYLE *See Figure 5*

OVERSLUNG HINGE GATE     COMBO DOOR HINGE GATE  
 HIGH POWER LIFT GATE     RAISED HINGE GATE

AF \_\_\_\_\_ HINGE DEPTH    AK \_\_\_\_\_ HINGE HEIGHT  
 B \_\_\_\_\_ BOX WIDTH/REAR

TARP WEIGHT

18 OZ.     22 OZ.

TARP COLOR(S) \_\_\_\_\_

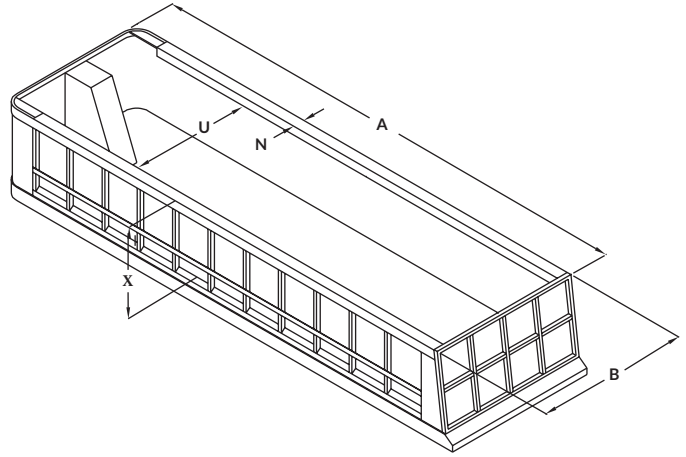


FIGURE 1

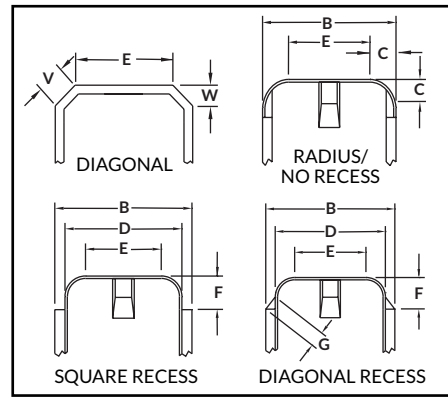


FIGURE 2




FIGURE 3

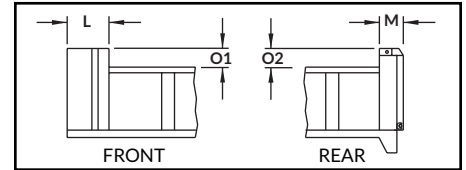


FIGURE 4

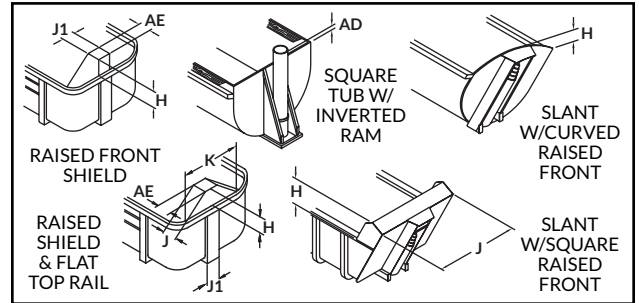
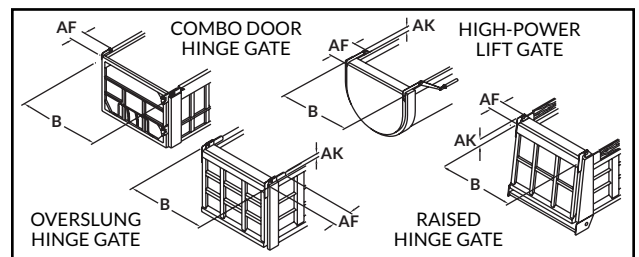


FIGURE 5



Fax 605.665.0501

Salesperson \_\_\_\_\_