



Shur-Co® SMART2™

Wireless Control *Momentary Module*

TS002FL - 0515

TECHNICAL SPECIFICATIONS

Module Specifications

Supply Voltage	11 - 16 Volts DC
Number of Outputs	2
Output Type	Momentary
Output Connections	Output On: White output wire is connected to supply voltage. Output Off: White output wire is grounded.
Max Current	10 Amps Per Output
Control Switch on Module	Yes
Compatible Remote	SMART2™ Remote*
Automatic Safety Lockout (For <u>Remote Button</u> Switches)	None
Automatic Safety Lockout (For <u>Control Box</u> Switches)	Locked after 15-minutes of inactivity. While locked, outputs can not be turned on from control box. Press and hold both box switches for 1-second to unlock.

*External box switches are used to pair SMART2™ remote to control box. Internal access is not required.

Available Applications

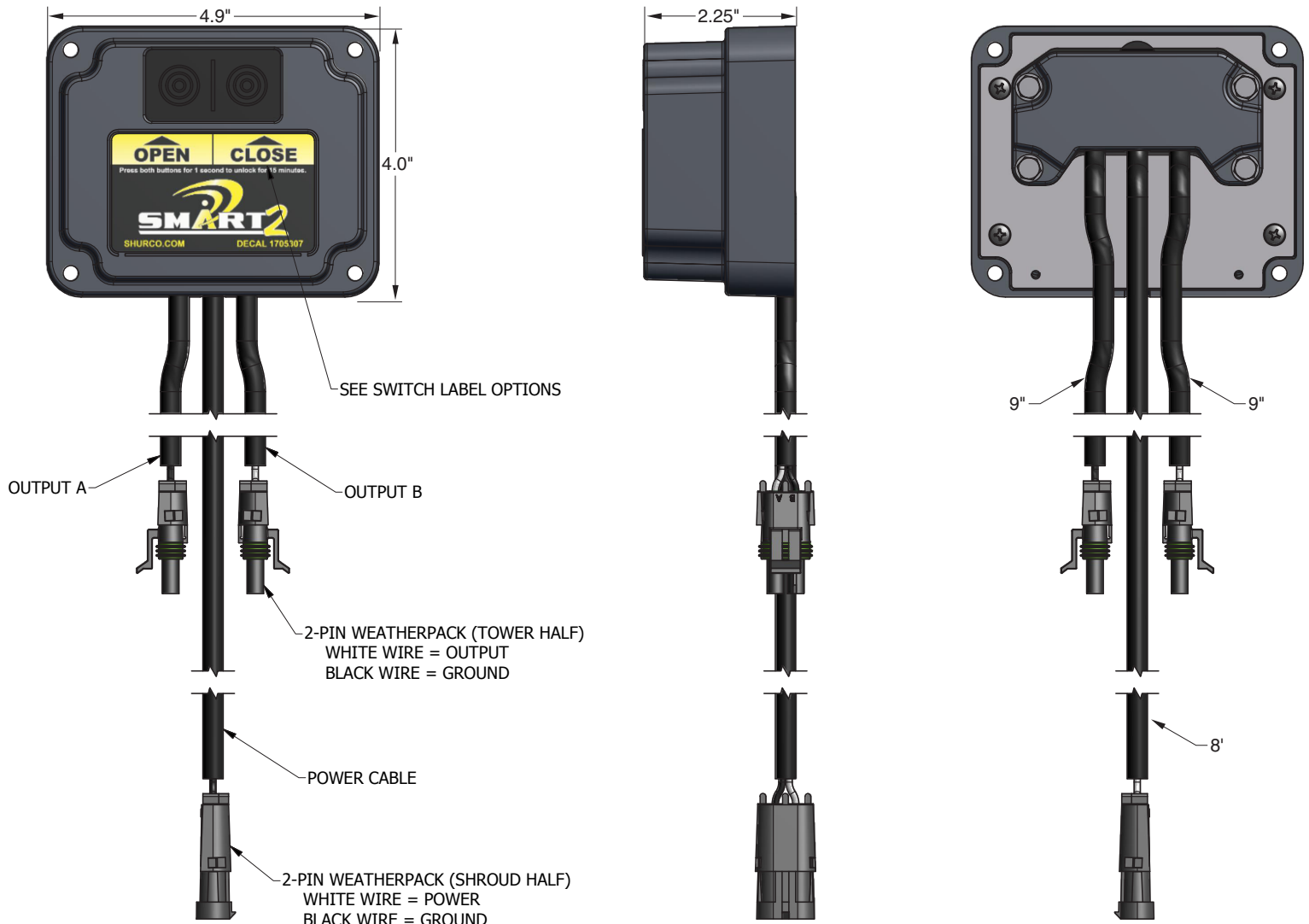
Conveyors	Stops/starts conveyors in applications where pre-existing controls require a momentary 12V “on” signal to start conveyor and a subsequent momentary 12V “off” signal to stop the conveyor.
Garage Door Control	One module can control one door and one circuit of lights, or two doors.
Proportional Valves	Allows for momentary control of proportional valves (for speed control, for example).
Auger Hydraulics	Allows for momentary control of electric-over-hydraulic augers positioning cylinders.

Control Module Options

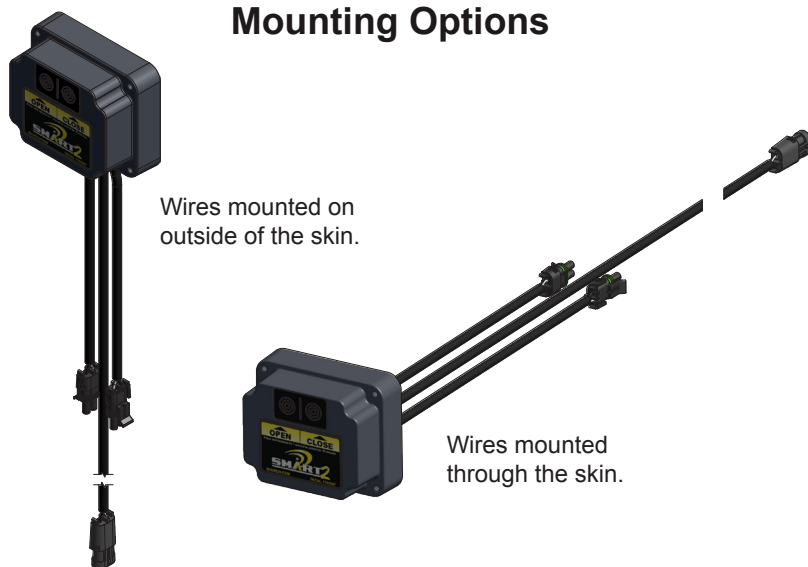
Module P/N	Decal Button Description
1122546	UP/DOWN
1122547	LEFT/RIGHT
1122548	EXTEND/RETRACT
1122551	OPEN/CLOSE

Note: Switch labels on SMART2™ remote can be customized.



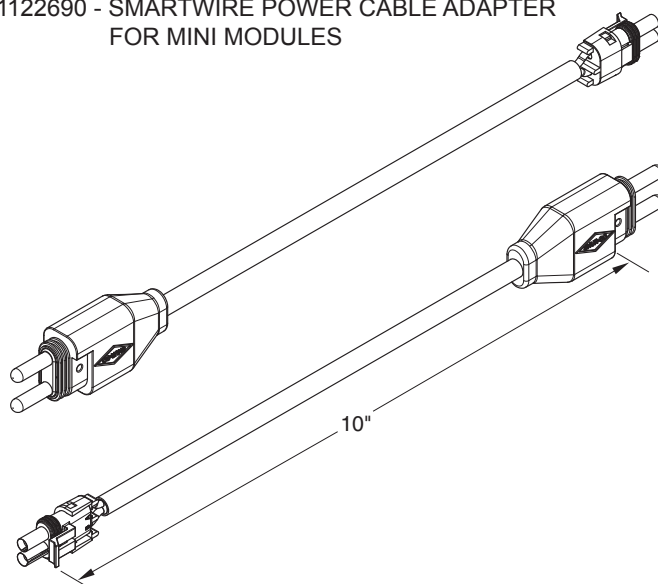


Mounting Options



Not to Scale.

1122690 - SMARTWIRE POWER CABLE ADAPTER FOR MINI MODULES



Not to Scale.