



# Shur-Co® SMART2™ Wireless Control *Hybrid Module*

TS003FL - 0515

## TECHNICAL SPECIFICATIONS

### Module Specifications

<b>Supply Voltage</b>	11 - 16 Volts DC
<b>Number of Outputs</b>	2
<b>Output Type</b>	One Latching "Output A", One Momentary "Output B"
<b>Output Connections</b>	Output On: White output wire is connected to supply voltage. Output Off: White output wire is grounded.
<b>Max Current</b>	10 Amps Per Output
<b>Control Switch on Module</b>	Yes
<b>Compatible Remote</b>	SMART2™ Remote*
<b>Automatic Safety Lockout</b> (For <u>Remote Button</u> Switches)	None
<b>Automatic Safety Lockout</b> (For <u>Control Box</u> Switches)	Locked after 15-minutes of inactivity. While locked, outputs can not be turned on from control box. Latching output can be turned off while locked. Press and hold both box switches for 1-second to unlock.

\*External box switches are used to pair SMART2™ remote to control box. Internal access is not required.

### Available Applications

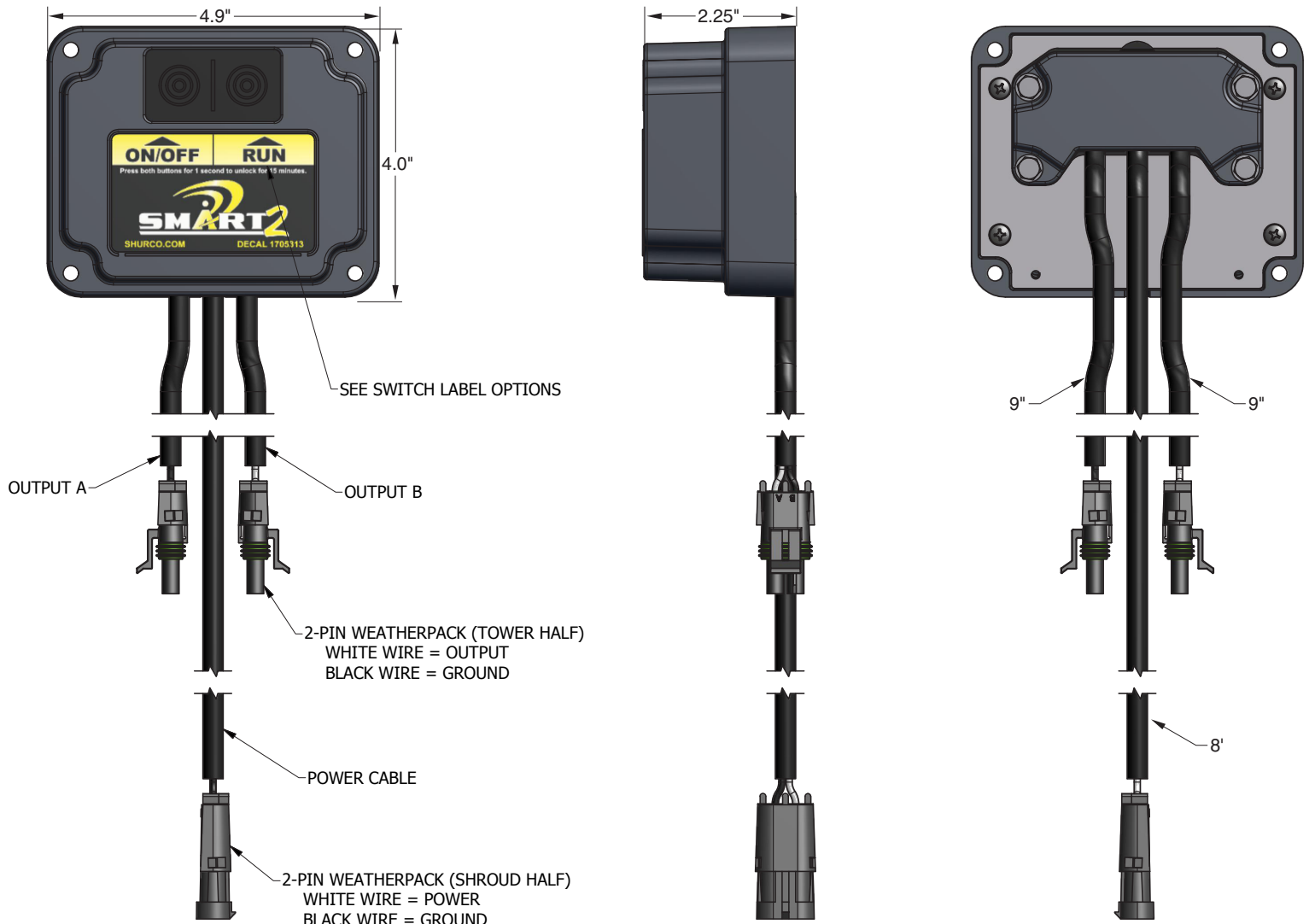
<b>Engine Starter</b>	"OUTPUT A" is used to enable & kill the engine. "OUTPUT B" is used to engage the starter while the control button is held.
-----------------------	--

### Control Module Options

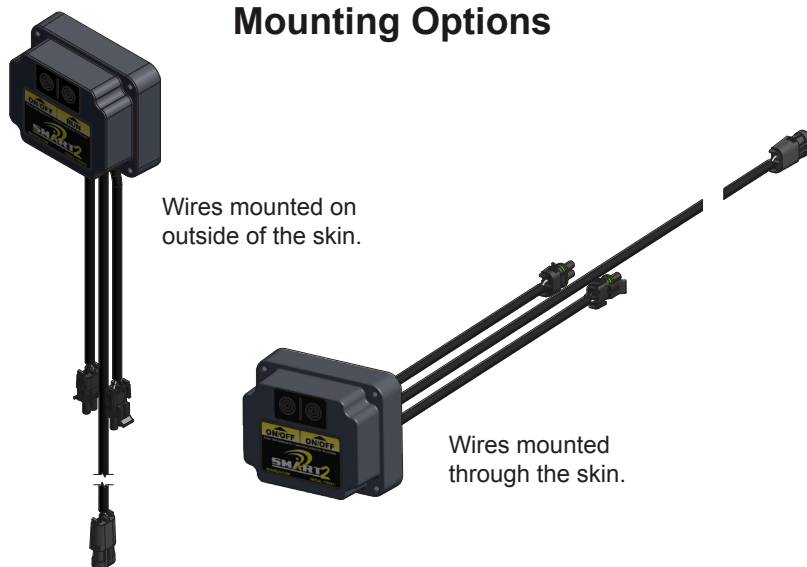
Module P/N	Decal Button Description
1122552	ON/OFF - RUN

Note: Switch labels on SMART2™ remote can be customized.



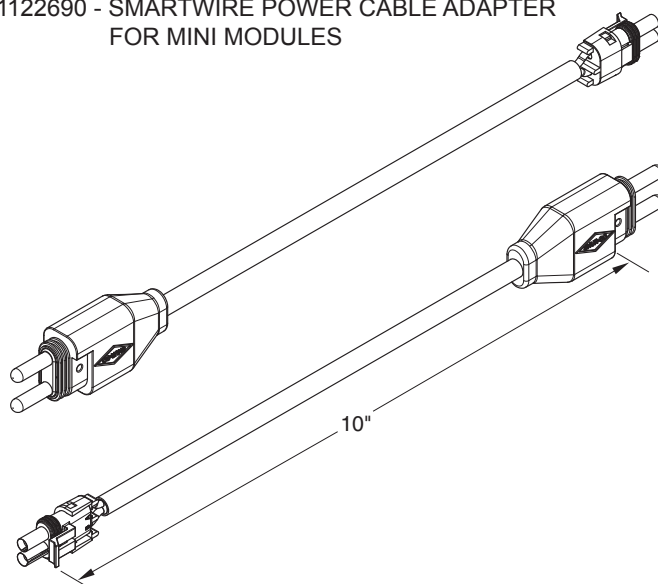


## Mounting Options



Not to Scale.

### 1122690 - SMARTWIRE POWER CABLE ADAPTER FOR MINI MODULES



Not to Scale.