



SHUR-LOK® JR

FOR GRAVITY WAGONS



A001FL-0620

FEATURES AND BENEFITS



- Galvanized Steel Latchplate
- Built-In Fabric Caps
- Galvanized Steel Bows/Brackets
- Recessed Tarp Stops
- Crank Arm w/4-Position U-Joint
- J-Hook Retainer w/7" Standoff
- 1" Ridge Rope
- 18-Oz. Vinyl Tarp

The super-economical Shur-Lok® Junior opens and closes the tarp exactly like The Original Shur-Lok®, but the caps are built into the fabric! One-person operation is fast and easy – you crank the tarp up and over while standing safely on the ground.

A specially designed econo-crank with square key allows for 4-position adjustment of the tarp tension. Easy-to-reach straps with bungee cords facilitate quick release and are readily accessible when securing the tarp for windy weather and transport.

Recessed tarp stops wrap the narrow top rails of grain wagons to keep the tarp from rolling off. A sturdy plastic cap protects the tarp from sharp corners.

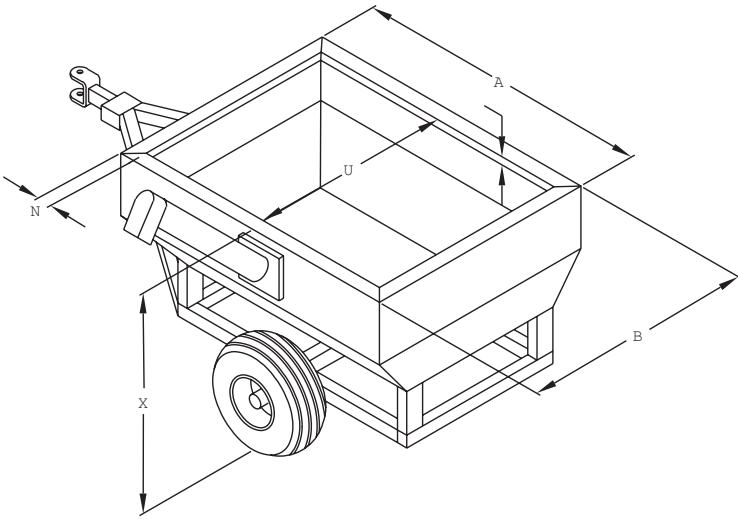


800.474.8756

WWW.SHURCO.COM

SHUR-LOK® BOX DETAILS For Grain Carts and Wagons

CORRECT PHYSICAL MEASUREMENTS ARE ESSENTIAL FOR PROPER TARP FIT. PROVIDE ALL REQUESTED INFORMATION OR YOUR ORDER MAY BE DELAYED. **DO NOT USE UNIVERSAL BOX SIZES. ALWAYS USE ACTUAL MEASUREMENTS.**



CONTACT INFORMATION

G01BD-0217

NAME _____
 ADDRESS _____
 EMAIL _____
 CITY _____ STATE _____ ZIP _____
 PHONE _____ FAX _____
 BOX/TRAILER MAKE _____
 MODEL _____ YEAR _____

BOX DIMENSIONS

A _____ UPPER OUTSIDE BOX LENGTH
 B _____ UPPER OUTSIDE BOX WIDTH
 Front _____ Center _____ Rear _____
 N _____ TOP RAIL WIDTH
 U _____ INSIDE BOX WIDTH
 X _____ UPPER OUTSIDE BOX HEIGHT

LIP IN LIP OUT

REAR CONFIGURATION *Must answer this*

VERTICAL SLOPED

BOX EXTENSION STYLE *See Figures 1 and 2*

FLAT SLANTED FLAT W/ANGLE
 SLANTED W/ANGLE SLANTED W/OVERHANG
 SLANTED W/OVERHANG AND ANGLE

BOX EXTENSION DIMENSIONS

B4 _____ EXTENSION WIDTH
 X1 _____ EXTENSION HEIGHT DRIVER SIDE
 X2 _____ EXTENSION HEIGHT PASSENGER SIDE
 X3 _____ LOWER EXTENSION ANGLE

TARP COLOR(S) _____

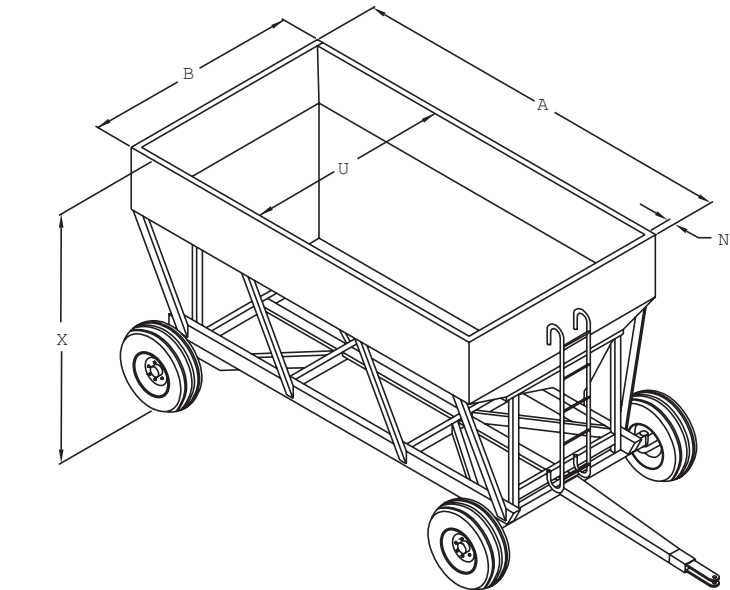
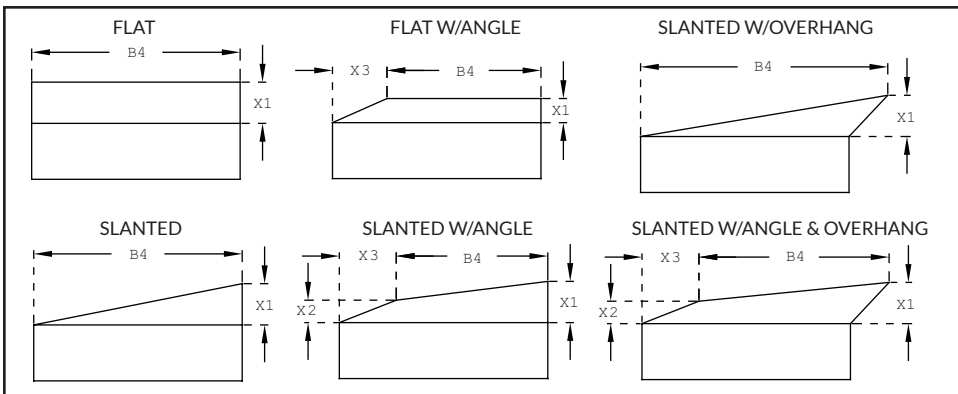
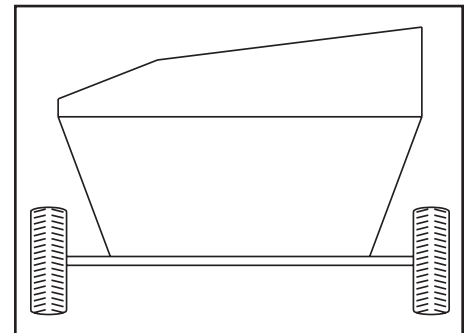


FIGURE 1



NOTE: Flat caps can ONLY be used on a SLANTED extension (see above), and the side walls MUST BE VERTICAL.

FIGURE 2



NOTE: If ordering galvanized caps, make sure box is flat across top. Figure 2 shows a box with an uneven angle across the top. Galvanized caps will NOT fit this box; you must order fabric caps instead.