



# CABLE-LOK<sup>®</sup>

## FOR BELLY DUMPS




A010FL-0620

### FEATURES AND BENEFITS



- Easy-Off Tarp Stops
- Galvanized Telescoping/Indexing Crank
- Galvanized Fixed Tube
- Stainless End Caps
- Telescoping Nylon Crank Retainers
- Aluminum Roll Tube w/Channeled Tarp Attachment

For a reliable roll tarp system that performs well in windy conditions, the Cable-Lok™ is an ideal choice for belly dumps. With a variety of options on caps, tarp stops and bow supports, it can be configured to work the way it needs to for your hauling operation. Self-cleaning end caps are available to help minimize the amount of aggregate or material from the top of your trailer that could pose a potential hazard for other vehicles or windshields. If open loading space is critical, the Cable-Lok™ can be configured with wider-spaced heavy-duty bows and optional ridgepole to prevent tarp sagging and premature wear.

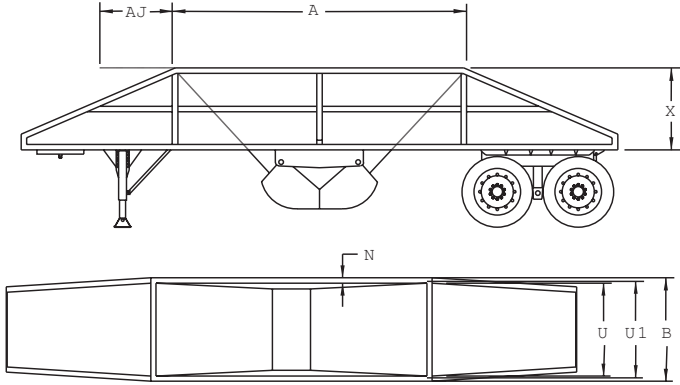


800.474.8756

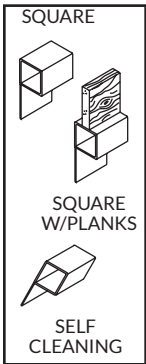
[www.SHURCO.COM](http://www.SHURCO.COM)

# CABLE-LOK™ BOX DETAILS For Belly Dumps

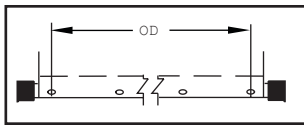
CORRECT PHYSICAL MEASUREMENTS ARE ESSENTIAL FOR PROPER TARP FIT. PROVIDE ALL REQUESTED INFORMATION OR YOUR ORDER MAY BE DELAYED. **DO NOT USE UNIVERSAL BOX SIZES. ALWAYS USE ACTUAL MEASUREMENTS.**



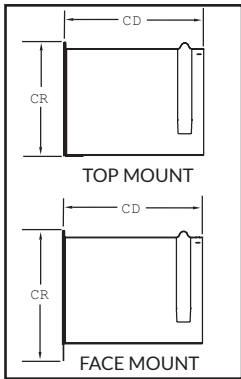
**FIGURE 1**



**FIGURE 2**



**FIGURE 3**



## CONTACT INFORMATION

G11BD-0519

NAME \_\_\_\_\_  
 ADDRESS \_\_\_\_\_  
 EMAIL \_\_\_\_\_  
 CITY \_\_\_\_\_ STATE \_\_\_\_\_ ZIP \_\_\_\_\_  
 PHONE \_\_\_\_\_ FAX \_\_\_\_\_  
 BOX/TRAILER MAKE \_\_\_\_\_

## BOX DIMENSIONS FOR BELLY DUMPS

A \_\_\_\_\_ UPPER BOX LENGTH  
 B \_\_\_\_\_ UPPER BOX WIDTH  
 Front \_\_\_\_\_ Center \_\_\_\_\_ Rear \_\_\_\_\_  
 N \_\_\_\_\_ TOP RAIL WIDTH  
 U \_\_\_\_\_ INSIDE BOX WIDTH  
 U1 \_\_\_\_\_ INSIDE PLANK-TO-PLANK WIDTH  
 X \_\_\_\_\_ BOX HEIGHT

NOTE: If belly dump is rounded, Cable-Lok™ will NOT fit. Same goes for a box tapered at bottom for brackets for arms. In either case, MUST switch to Shur-Matic™ system instead. For questions, call 800.474.8756.

TARP RAIL STYLE See Figure 1

SQUARE  SELF CLEANING  SQUARE W/PLANKS\*

\*Are planks flush with outside of top rail? Y / N (Circle one)

TARP COLOR(S) \_\_\_\_\_

## REPLACEMENT TARPS

TYPE OF TARP BEING REPLACED See Figure 2 for outer hole distance

CABLE-LOK™ W/CHANNEL  
 OTHER W/CHANNEL OTHER BRAND \_\_\_\_\_  
 OTHER W/RIVETS No. Rivets \_\_\_\_\_ Outer Hole Distance \_\_\_\_\_

\_\_\_\_\_ FINISHED SEWN TARP LENGTH

\_\_\_\_\_ FINISHED SEWN TARP WIDTH

TYPE OF CAP MEASURED See Figure 3

FACE MOUNT  TOP MOUNT

CR \_\_\_\_\_ END CAP RISE

CD \_\_\_\_\_ END CAP DEPTH Front \_\_\_\_\_ Rear \_\_\_\_\_

\_\_\_\_\_ OUTSIDE END CAP TO END CAP LENGTH

\_\_\_\_\_ BOX WIDTH

\_\_\_\_\_ BOX LENGTH