

An aerial photograph of a farm. In the upper left, a large grain silo with a spiral staircase on its exterior is visible. To its right, another large silo is partially shown. In the center, a combine harvester is working in a field, its long grain tank angled towards the bottom right. Below the combine, a smaller tractor or smaller harvester is visible. The foreground shows a field with some dry grass and a fence line. The overall scene is captured from a high angle, looking down on the farm equipment and structures.

SHURCO

AGRICULTURE PRODUCT CATALOG

2026

TABLE OF CONTENTS

AG MANUAL AND ELECTRIC SYSTEMS

SIDE-TO-SIDE

Shur-Lok®	6	APEX™	33
Replacement Tarps	15	Belt 'N Ratchet	34
Express Tarps	16	Replacement Tarps	38
Fitted Covers	19	Cable-Lok™	40
Shur-Lok® Electric	20	Replacement Tarps	44
Turning Point™ Bow Electric Turning Point™ Bow ..	24	Cable-Lok™ Electric	44
4500 Series HD	26	Cable-Lok™ Electric for Applicators	45
Shur-Lok® E-Series	31	IronSide2™	50
Tater-Top™	32		

TRAP/HOPPER OPENER

ProTrap®	52
AutoTrap™	54

ADDITIONAL FARM SYSTEMS

Electric Gate and Hoist	56
DriveMaxx™ Electric Swing Auger Drive Kit	57

FLIP-ARM

Shur-Matic®	58
Replacement Tarps	60

TARPS & ACCESSORIES

ShurLink™	63	Arm-Lock™	71
SMARTwire™	64	Tension Arm™	71
LiteALL™	66	Motors	72
Service Truck Power Kits	68	Gustbuster™	74
Solar & Trickle	69	Fabric Materials Tarp Repair Supplies	75
Control Modules	70		

Cable-Lok™ Competitor Cross Reference Charts	76
--	----

REPLACEMENT PARTS

Replacement Parts	81
Discontinued Replacement Parts	155

BOX DETAILS

Grain Carts and Gravity Wagons	163	End Dumps	170
Cable-Lok™ Farm Bodies and Tenders	164	Side Dumps	171
Cable-Lok™ Spreaders	165	Tater-Top™ Potato Boxes	172
Cable-Lok™ Grain Carts and Gravity Wagons	166	DriveMaxx™ Electric Swing Auger Drive	173
Farm Bodies and Tenders	167	Electric Gate & Hoist	174
Grain Trailers	168	Express Tarp Grain Trailers	175
Live-Bottom Trailers	169		

ORDER FORMS

SMARTrailer™ Grain Trailers	176	SMARTrailer™ Electric Gate & Hoist	178
SMARTrailer™ End Dumps & Live-Bottoms ..	177		

APPLICATION COMPARISON

	GRAIN CARTS GRAVITY WAGONS	FARM BODIES	FERTILIZER TENDERS AND SPREADERS	POTATO BOXES	SILAGE TRAILER	GRAIN TRAILER	LIVE-BOTTOMS	END DUMPS	SIDE DUMPS
SIDE-TO-SIDE ROLL TARPS									
Shur-Lok	✓	✓	✓	✓	✓	✓	✓	✓	
Electric Shur-Lok	✓	✓	✓			✓		✓	
Turning Point Bow						✓	✓	✓	
Electric Turning Point Bow						✓	✓	✓	
4500 Series HD	✓	✓	✓			✓	✓	✓	
Belt 'N Ratchet						✓	✓	✓	
Cable-Lok	✓	✓	✓						
Electric Cable-Lok	✓	✓	✓						
Tater-Top				✓					
IronSide2									✓
TRAP/HOPPER OPENER									
ProTrap						✓			
AutoTrap						✓			
FLIP-ARM									
Shur-Matic					✓			✓	

MAXIMUM COVERAGE - L X W

Shur-Lok	Up to 54' Up to 168"	Electric Cable-Lok	Up to 24' Up to 168"
Electric Shur-Lok	Up to 24' Up to 168"	Tater-Top	Up to 53' Up to 102"
Turning Point Bow	Up to 48' Up to 102"	IronSide2	Up to 38' Up to 102"
Electric Turning Point Bow	Up to 48' Up to 102"	ProTrap	Up to 54' Up to 102"
4500 Series HD	Up to 54' Up to 102"	AutoTrap	Up to 54' Up to 102"
Belt 'N Ratchet	Up to 54' Up to 102"	Shur-Matic	Up to 41' Up to 102"
Cable-Lok	Up to 24' Up to 168"		

WHAT ARE
YOU HAULING?

	CORN	SOYBEANS	WHEAT	RICE	SORGHUM	LIME	FERTILIZER	SILAGE	POTATOES	PEANUTS	SUGAR BEETS
SIDE-TO-SIDE ROLL TARPS											
Shur-Lok	✓	✓	✓	✓	✓	✓	✓	✓	✓	✓	✓
Electric Shur-Lok	✓	✓	✓	✓	✓	✓	✓				
Turning Point Bow	✓	✓	✓	✓	✓		✓				
Electric Turning Point Bow	✓	✓	✓	✓	✓		✓				
4500 Series HD	✓	✓	✓	✓	✓	✓	✓	✓	✓	✓	✓
Belt 'N Ratchet	✓	✓	✓	✓	✓		✓			✓	✓
Cable-Lok	✓	✓	✓		✓	✓	✓				
Electric Cable-Lok	✓	✓	✓		✓	✓	✓				
Tater-Top									✓		
IronSide2						✓					
TRAP/HOPPER OPENER											
ProTrap	✓	✓	✓	✓	✓	✓					
AutoTrap	✓	✓	✓	✓	✓	✓					
FLIP-ARM											
Shur-Matic								✓			

No matter what you're hauling, corn, sugar beets, or soy beans, our products are the best option to keep your yield protected and secure. Each product offers unique features to produce the best results during travel. For more information on all products, visit www.shurco.com/ag.

CONFIGURING YOUR SYSTEMS

Shurco systems can be ordered using two different methods: 1) By part number, which allows the customer to order only standard features, or 2) By configuring the desired options. This type of kit order lists the price for standard features and allows for the selection of additional options.

In this example, the alphabetical letter **B** designates the feature, the bullet • designates the standard feature in the kit, the numerical value **2** shows a different available option for that feature. This will allow the customer to communicate their desired feature, by requesting feature **B2 [Easy-Off Tarp Stops]**. The price can then be found by taking "**Deduct/Ea.**" \$ Amount and multiplying that by the number of tarp stops found in the **HARDWARE QTY** chart for your size kit, then deducting that \$ amount from the standard price.

EXAMPLE

COMPLETE KIT

PRICE
38'
40'
42'
44'
46'
48'
50'
52'
54'

Standard Price

STANDARD FEATURES AND OPTIONS

A	LATCHPLATES	
•	Aluminum Latchplate	Standard
B	TARP STOPS	
•	Easy-Off Belt Flex™ Tarp Stop	Standard
1	Flexible Easy-Off Tarp Stop	N/C
2	Easy-Off Tarp Stop	Deduct/Ea.
3	6" Offset Belt Flex™ Tarp Stop	Add/Ea.
4	6" Offset Flexible Easy-Off Tarp Stop	Add/Ea.
5	6" Offset Easy-Off Tarp Stop	Add/Ea.
C	END CAPS	
•	Aluminum (Flat) End Caps	Standard
1	Poorboy Rear Tapered Flap	N/C
2	No Rear Cap (Flat)	Deduct
3	Aluminum Universal (Flat) Front Cap	Add
4	Poorboy Front Tapered Flap	N/C

HARDWARE QTY

SIZE	TARP STOPS
35' to 38'	6
39' to 43'	6
44' to 46'	7
47' to 50'	7
51' to 54'	8



AGRICULTURE SYSTEMS

SHUR-LOK

KEY FEATURES

- Aluminum Latchplate
- Easy-Off Tarp Stops
- Galvanized Bows and Brackets
- Aluminum End Caps
- 1" or 2" Ridge Straps
- Stretch Cord Return
- Crank Arm w/80" Extension
- Pinless Crank Retainer w/7" Standoff
- Roll Tube Deflectors — Not Included in Kit (Additional Cost)
- 18 Oz. or 22 Oz. Vinyl Tarp

With proper tension, the tarp stays tight regardless of your trailer's length. The standard crank is a direct drive 1:1, allowing you to roll the tarp while standing safely on the ground. An electric upgrade is available, along with other SMARTrailer™ options.

Our standard easy-off tarp stops enable fast, easy tarp removal. An upgrade from our standard stretch cord return to our cable return features a non-stretch cable with a heavy-duty internal tension spring-and-pulley system.

The patented design of the Wil-Slip™ joint pull-out crank assembly allows the crank arm and U-joint to slide forward, bypassing hinges and clearing rear doors. This upgrade, ideal for open-top vans, Convertahoppers, belted floor trailers and "barn door" trailers, uses deeper caps. If the caps are aluminum, they are made of a heavier alloy and require a cap depth of 26".

Shur-Co offers a wide variety of tarp fabric choices including DiamondCore™, a premium fabric that provides added substance, increased endurance and unparalleled abrasion resistance. Unlike diamonds, no tarp lasts forever, but upgrading to DiamondCore offers you rock-solid quality backed by a 24-month warranty for 18-Oz. and 22-Oz. tarps for manufacturing and material defects. They are currently only available in black.

**Electric Shur-Lok options are also available for most trailer types.*



MORE PRODUCT INFORMATION

Want to learn more? Simply scan to explore further details about the Super-Duty Shur-Lok features.



CONFIGURATION ORDERING KEY

Alphabetical Letter (B) = Feature

Bullet (•) = Standard Feature in Kit

Numeric Value (2) = Different Available Option for a Feature

Ex. of Customer's Chosen Feature: **B2 [Flexible Easy-Off Tarp Stops]**

COMPLETE KITS | Tarp Included

	BOX WIDTH							
	8'	8'6"	9'	10'	11'	12'	13'	14'
BOX LENGTH	10'							
	11'							
	12'							
	13'							
	14'							
	15'							
	16'							
	17'							
	18'							
	19'							
	20'							
	21'							
	22'							
	23'							
	24'							
	25'							
	26'							
	27'							
	28'							
	29'							
	30'							

HARDWARE QTY

STANDARD (102" or Less)	TARP STOPS	U-CLAMPS	STD BOWS
6' to 9'	2	6	2
10' to 14'	3	8	2
15' to 18'	3	8	3
19' to 22'	4	10	4
23' to 26'	4	10	5
27' to 30'	5	10	6
X-WIDE (103" or More)	TARP STOPS	U-CLAMPS	X-WIDE BOWS
6' to 9'	2	6	2
10' to 11'	3	8	2
12' to 15'	3	8	3
16' to 18'	3	10	4
19'	4	10	4
20' to 23'	4	10	5
24' to 26'	4	10	6
27'	5	10	6
28' to 30'	5	10	7

STANDARD FEATURES AND OPTIONS

A LATCHPLATES	
• Aluminum Latchplate	Standard
B TARP STOPS	
• Recessed Tarp Stops	Standard
1 Easy-Off Tarp Stop	Add/Ea.
2 Flexible Easy-Off Tarp Stop	Add/Ea.
3 6" Offset Easy-Off Tarp Stop	Add/Ea.
4 6" Offset Flexible Easy-Off Tarp Stop	Add/Ea.
5 Easy-Off Tarp Stop Brckt - Used on GC w/ Lip-Out	Add/Ea.
6 Standard Tarp Stop	Deduct/Ea.
7 3" Offset Tarp Stop	Deduct/Ea.
C BOWS/BACKETS	
• Galvanized (LR/HR) Bows (102" or Less)	Standard
• Galvanized (HR/Flat) Bows (103" or More)	*Standard
1 Adjustable Galvanized (LR/HR) Bow (102" or Less)	Add/Ea.
2 Add'l Galvanized (LR/HR) Bow (102" or Less)	Add/Ea.
3 Add'l Adjustable Galv. (LR/HR) Bow (102" or Less)	Add/Ea.
4 Add'l Galvanized (HR) Bow (103" or More)	Add/Ea.
5 Add'l Galvanized (Flat) Bow (103" or More)	*Add/Ea.
6 Adjustable Bow Bracket - For Slanted w/Angle Ext.	Add/Ea.
D END CAPS	
• Galvanized (LR/HR) End Cap (102" or Less)	**Standard
• Galvanized (HR/Flat) End Cap (103" or More)	*Standard
1 Fabric End Caps (102" or Less)	Add/Set
2 Fabric End Caps (103" or More)	Add/Set
3 Aluminum (LR/HR) End Caps (102" or Less)	Add/Set
E RIDGE SUPPORTS	
• 1" Ridge Strap - Over 8'6" Gets 2	Standard
1 2" Ridge Strap	N/C
2 Additional 1" or 2" Ridge Strap (25')	Add/Ea.
3 Additional 1" or 2" Ridge Strap (39')	Add/Ea.
4 No Ridge Strap	Deduct/Ea.
F ROLL RETURN	
• Stretch Cord Return	Standard
1 Shur-Return™ (102" or Less)	Add
2 Front Cable Return (102" or Less) - w/Metal Caps	Add
3 Front Cable Return (103" or More) - w/Metal Caps	Add
G CRANK ARMS	
• Long Crank Arm w/80" Extension	Standard
1 Standard Crank Arm w/80" Extension	Deduct
2 Standard Crank Arm w/96" Extension	N/C
H RETAINERS	
• Pinless Retainer w/7" Standoff & Univ. Crnk Supp	Standard
1 Pinless Retainer w/2" Standoff	N/C
2 Standard Retainer w/2" Standoff	N/C
3 Standard Retainer w/7" Standoff	N/C
4 No Universal Crank Support Kit	Deduct
J TARP OPTIONS	
• 18-Oz Vinyl Tarp - Choice of Color	***Standard
1 Multicolored Fabric (Per Added Color)	Add
2 Tarp Reinforcements	Add/Ft.
K OTHER OPTIONS	
1 Gustbuster™ Cord Kit - GC (10' to 11') - 2 Cords	Add
2 Gustbuster™ Cord Kit - GC (11' to 12') - 2 Cords	Add
3 Gustbuster™ Cord Kit - GC (12' to 13') - 2 Cords	Add
4 Rear Cable Return - Use w/Metal Caps	Add
5 X-Wide Rear Cable Return - Use w/Metal Caps	Add
6 Molded Roll Tube Deflectors (2)	Add/Set
ACCESSORIES	
1102111 Standard Tarp Kit Repair	Add/Ea.
1108059 Professional Tarp Repair Kit	Add/Ea.
1111335 Bow Sock - 40oz Vinyl	Add/Ea.

*Flat bows/caps work best installed on carts with tip-top extension. To ensure water shed-ability, do NOT install on carts without extension.

**Galvanized end caps — do NOT install on double-slant extension types.

***Available colors: red, black, royal blue, white, yellow, green, orange, grape. Grape and Yellow N/A in 22-Oz. For tan CALL.

NOTE: Upgrade to 22-oz. vinyl fabric N/A for grain carts.



CONFIGURATION ORDERING KEY

Alphabetical Letter (B) = Feature

Bullet (●) = Standard Feature in Kit

Numeric Value (2) = Different Available Option for a Feature

Ex. of Customer's Chosen Feature: B2 [Flexible Easy-Off Tarp Stop]

COMPLETE KITS | Tarp Included

	SUPER-DUTY 18-OZ	SUPER-DUTY 22-OZ	VALUE SERIES 18-OZ	HIGH-LIFT*
10'				
11'				
12'				
13'				
14'				
15'				
16'				
17'				
18'				
19'				
20'				
21'				
22'				
23'				
24'				

*Purchase high-lift option in addition to complete kit. See quantities needed for off-set adjustable brackets per stabilizer arm in **HARDWARE QUANTITIES**. Be sure to upgrade to 6" offset tarp stops if rear gate has external hinges.

HARDWARE QTY

SIZE	TARP STOPS	U-CLAMPS	STD BOWS	OFFSET ADJ. BRACKETS
10'	3	8	2	9
11' to 12'	3	8	2	10
13' to 14'	3	8	2	11
15' to 16'	3	8	3	12
17' to 18'	3	8	3	13
19' to 20'	4	10	4	15
21' to 22'	4	10	4	16
23' to 24'	4	10	5	17

STANDARD FEATURES AND OPTIONS

A LATCHPLATES	
● Aluminum Latchplate	Standard
B TARP STOPS	
● Easy-Off Tarp Stops	Standard
1 Standard Tarp Stop	Deduct/Ea.
2 Flexible Easy-Off Tarp Stop	Add/Ea.
3 6" Offset Easy-Off Tarp Stop	Add/Ea.
4 6" Offset Flexible Easy-Off Tarp Stop	Add/Ea.
C BOWS/BRACKETS	
● Galvanized (LR/HR) Bows	Standard
1 Adjustable Galvanized (LR/HR) Bows	Add/Ea.
2 Add'l Galvanized (LR/HR) Bows	Add/Ea.
3 Add'l Adjustable Galvanized (LR/HR) Bows	Add/Ea.
4 No Galvanized (LR/HR) Bows	Deduct/Ea.
D END CAPS	
● Aluminum (LR/HR) End Caps	Standard
1 Aluminum Easy-Off (LR/HR) Rear Cap	Add
2 Galvanized (LR/HR) Rear Cap	Deduct
3 Fabric (LR/HR) Rear Cap	Add
4 Poorboy Rear Tapered Flap	N/C
5 No Rear Cap	Deduct
6 Aluminum Radius/Diagonal (LR/HR) Front Cap	Add
7 Aluminum Easy-Off (LR/HR) Front Cap	Add
8 Galvanized (LR/HR) Front Cap	Deduct
9 Aluminum Universal (LR) Front Cap	Add
10 Fabric (LR/HR) Front Cap	Add
11 No Front Cap	Deduct
E RIDGE SUPPORTS	
● 1" Ridge Strap	Standard
1 2" Ridge Strap	N/C
2 Add'l 1" or 2" Ridge Strap	Add/Ea.
3 No Ridge Strap	Deduct/Ea.
F ROLL RETURN	
● Stretch Cord Return	Standard
1 Shur-Return™	Add
2 Front Cable Return	Add
G CRANK ARMS	
● Standard Crank Arm w/80" Extension	Standard
1 Standard Crank Arm w/96" Extension	Add
2 Long Crank Arm w/80" Extension	Add
3 40" Shur-Flex™ Crank Arm w/Offset Retainer (4)	Add
4 40" Shur-Flex™ Crank w/Offset Pinless Retainer (4)	Add
5 54" Shur-Flex™ Crank Arm w/Offset Retainer (4)	Add
6 54" Shur-Flex™ Crank w/Offset Pinless Retainer (4)	Add
H RETAINERS	
● Pinless Retainer w/7" Standoff	Standard
1 Standard Retainer w/7" Standoff	N/C
2 Offset Standard Retainer (2)	*N/C
3 Offset Pinless Retainer (2)	*Add/Set
4 Add'l Standard Retainer w/Standoff	Add
J TARP OPTIONS	
● 18-Oz. Vinyl Tarp - Choice of Color	**Standard
● Value Series 18-Oz - Black, Red, White, Royal Blue	**Deduct
1 22-Oz Vinyl Tarp - Choice of Color	Add
2 Multicolored Fabric (Per Added Color)	Add
3 Tarp Reinforcements	Add/Ft.
K OTHER OPTIONS	
1 Gustbuster™ Cord Kit - (8' to 9') - 2 Cords	Add
2 Rear Cable Return - Use w/Metal Caps	Add
3 Standard Tarp Repair Kit	Add
4 Professional Tarp Repair Kit	Add
5 Molded Roll Tube Deflectors (2)	Add/Set
ACCESSORIES	
1114886 Shur-Lok® Elec - Durabuilt™ - FB - Rocker - Bungee	Add/Ea
1124758 Shur-Lok® Elec - Durabuilt™ - FB - Rocker - Cable Return	Add/Ea
1131639 Shur-Lok® Elec - SMARTdrive™ - FB - ShurLink™ Rocker - Bungee	Add/Ea
1131640 Shur-Lok® Elec - SMARTdrive™ - FB - ShurLink™ Rocker - Cable Return	Add/Ea

*For use when pinless retainer with 7" standoff CANNOT be mounted.

**Available colors: black, red, white, royal blue, green, gray, maroon, yellow and grape. Grape and Yellow N/A in 22-Oz. For tan CALL.



CONFIGURATION ORDERING KEY

Alphabetical Letter (B) = Feature

Bullet (●) = Standard Feature in Kit

Numeric Value (2) = Different Available Option for a Feature

Ex. of Customer's Chosen Feature: **B2** [Standard Tarp Stop]

COMPLETE KITS | Tarp Included

	SUPER-DUTY 18-OZ			VALUE SERIES 18-OZ	
	8'	8'6"	10'	8'	8'6"
10'					
11'					
12'					
13'					
14'					
15'					
16'					
17'					
18'					
19'					
20'					
21'					
22'					
23'					
24'					

HARDWARE QTY

SIZE	TARP STOPS	U-CLAMPS	STD BOWS
10' to 14'	3	8	2
15' to 18'	3	8	3
19' to 22'	4	10	4
23' to 24'	4	10	5

STANDARD FEATURES AND OPTIONS

A LATCHPLATES	
• Aluminum Latchplate	Standard
B TARP STOPS	
• Pwdr-Coated EO Tarp Stop w/Stainless Stop Body	Standard
1 Easy-Off Tarp Stop	Deduct/Ea.
2 Standard Tarp Stop	Deduct/Ea.
C BOWS/BRACKETS	
• Stainless (LR/HR) Bows - Top Mount (102" or Less)	Standard
• Stainless (HR) Bows - Top Mount (Up to 120")	Standard
1 Stainless (LR/HR) Bow - Standard (102" or Less)	Add/Ea.
2 Stainless (HR) Bows - Standard (For 120")	Add/Ea.
3 Galvanized (LR/HR) Bows - Standard (102" or Less)	Deduct/Ea.
4 Adjustable Galvanized (LR/HR) Bows (102" or Less)	Deduct/Ea.
5 Galvanized (HR) Bows - Standard (For 120")	Deduct/Ea.
6 No Stain. (LR/HR) Bows - Top Mnt (102" or Less)	Deduct/Ea.
7 No Stainless (HR) Bows - Top Mount (For 120")	Deduct/Ea.
D END CAPS	
• Stainless (LR/HR) End Caps - (102" or Less)	Standard
• Stainless (HR) End Caps - (For 120")	Standard
1 Aluminum (LR/HR) End Caps (102" or Less)	Deduct/Set
2 Aluminum (HR) End Caps (For 120")	Deduct/Set
3 Galvanized (LR/HR) End Caps (102" or Less)	Deduct/Set
4 Galvanized (HR) End Caps (For 120")	Deduct/Set
5 No Stainless (LR/HR) End Caps (102" or Less)	Deduct/Set
6 No Stainless (HR) End Caps (For 120")	Deduct/Set
E RIDGE SUPPORTS	
• Stainless Steel 1" Ridge Strap - Over 8'6" Gets 2	Standard
1 1" Ridge Strap w/Powder-Coated Components	Deduct/Ea.
2 1" Ridge Strap	Deduct/Ea.
3 Add'l Stainless 1" Ridge Strap	Add/Ea.
4 Add'l 1" Ridge Strap w/Pwdr-Coated Components	Add/Ea.
5 Add'l 1" Ridge Strap	Add/Ea.
6 No Stainless Ridge Strap	Deduct/Ea.
F ROLL RETURN	
• Stretch Cord Return	Standard
1 Shur-Return™ (102" or Less)	Add
2 Front Cable Return (102" or Less)	Add
3 Front Cable Return (103" or More)	Add
G CRANK ARMS	
• Standard Crank Arm w/80" Extension	Standard
1 Standard Crank Arm w/33" Extension	Deduct
2 Standard Crank Arm w/96" Extension	Add
3 Long Crank Arm w/80" Extension	Add
H RETAINERS	
• Stainless Pinless Retainer w/7" Standoff	Standard
1 Pinless Retainer w/7" Standoff	Deduct
2 Standard Retainer w/7" Standoff	Deduct
3 Add'l Stainless Retainer w/Standoff	Add
4 Add'l Standard Retainer w/Standoff	Add
J TARP OPTIONS	
• 18-Oz. Vinyl Tarp - Choice of Color	*Standard
• Value Series 18-Oz. - Black, Red, White, Royal Blue	**Deduct
1 Multicolored Fabric (Per Added Color)	Add
2 Tarp Reinforcements	Add/Ft.
K OTHER OPTIONS	
1 Rear Cable Return - Use w/Metal Caps	Add
2 X-Wide Rear Cable Return - Use w/Metal Caps	Add
3 Standard Tarp Repair Kit	Add
4 Professional Tarp Repair Kit	Add
5 Molded Roll Tube Deflectors (2)	Add/Set
ACCESSORIES	
1124092 Shur-Lok® Elec - Durabuilt™ - FT - Rocker - Bungee - SS	Add/Ea
1131637 Shur-Lok® Elec - Durabuilt™ - FT - ShurLink EZR™ - Bungee - SS	Add/Ea
1131642 Shur-Lok® Elec - SMARTdrive™ - FT - ShurLink™ Rocker - Bungee - SS	Add/Ea
1131648 Shur-Lok® Elec - SMARTdrive™ - FT - ShurLink EZR™ - Bungee - SS	Add/Ea

*Available Colors: red, white, royal blue, green, gray, maroon, yellow and grape. For tan CALL.

**Value Series tarps N/A for systems over 102" wide.

GRAIN TRAILERS



CONFIGURATION ORDERING KEY

Alphabetical Letter (B) = Feature

Bullet (●) = Standard Feature in Kit

Numeric Value (2) = Different Available Option for a Feature

Ex. of Customer's Chosen Feature: **B2 [Flexible Easy-Off Tarp Stop]**

COMPLETE KITS | Tarp Included

	SUPER-DUTY 18-OZ 1 YR WNTY	DIAMOND CORE* 2 YR WNTY	SUPER-DUTY 22-OZ 1 YR WNTY	VALUE SERIES 18-OZ 1 YR WNTY
25'				
26'				
27'				
28'				
29'				
30'				
31'				
32'				
33'				
34'				
35'				
36'				
37'				
38'				
39'				
40'				
41'				
42'				
43'				
44'				
45'				
46'				
47'				
48'				
49'				
50'				
51'				
52'				
53'				
54'				

*DiamondCore™ tarps are for grain trailers only.

HARDWARE QTY

SIZE	TARP STOPS	U-CLAMPS	STD BOWS
25' to 26'	4	10	5
27' to 30'	5	10	6
31' to 34'	5	10	7
35' to 38'	6	14	8
39' to 43'	6	14	9
44' to 46'	7	16	10
47' to 50'	7	16	11
51' to 54'	8	18	12

„Reduce grain splatter; use two (2) ridge straps placed 11" off center or 22" apart.

**For use when pinless retainer with 7" standoff CANNOT be mounted.

***Available colors: red, black, royal blue, white, yellow, green, orange, grape. Grape and Yellow N/A in 22-Oz. For tan CALL.

****Three (3) tarp cords are recommended for trailers over 43'.

STANDARD FEATURES AND OPTIONS

A LATCHPLATES	
• Aluminum Latchplate	Standard
B TARP STOPS	
• Easy-Off Tarp Stops	Standard
1 Standard Tarp Stop	Deduct/Ea.
2 Flexible Easy-Off Tarp Stop	Add/Ea.
3 6" Offset Easy-Off Tarp Stop	Add/Ea.
4 6" Offset Flexible Easy-Off Tarp Stop	Add/Ea.
C BOWS/BACKETS	
• Galvanized (LR/HR) Bows	Standard
1 Adjustable Galvanized (LR/HR) Bows	Add/Ea.
2 Add'l Galvanized (LR/HR) Bows	Add/Ea.
3 Add'l Adjustable Galvanized (LR/HR) Bows	Add/Ea.
4 No Galvanized (LR/HR) Bows	Deduct/Ea.
D END CAPS	
• Aluminum Radius Corner (LR/HR) Front Cap	Standard
• Aluminum Square Fixed (LR/HR) Rear Cap	Standard
1 Aluminum Easy-Off (LR/HR) Rear Cap	Add
2 Galvanized (LR/HR) Rear Cap	Deduct
3 Fabric (LR/HR) Rear Cap	Add
4 Poorboy Rear Tapered Flap	N/C
5 Back Cap (LR) w/Extendable Spline Assembly	Add
6 No Rear Cap	Deduct
7 Aluminum Square Fixed (LR/HR) Front Cap	Deduct
8 Aluminum Easy-Off (LR/HR) Front Cap	Add
9 Galvanized (LR/HR) Front Cap	Deduct
10 Aluminum Universal (LR) Front Cap	Add
11 Fabric (LR/HR) Front Cap	Add
12 No Front Cap	Deduct
E RIDGE SUPPORTS	
• 1" or 2" Ridge Strap	Standard
1 1" Stainless Ridge Strap	Add
2 Add'l 1" or 2" Ridge Strap (39')	*Add/Ea.
3 Add'l 1" or 2" Ridge Strap (46')	*Add/Ea.
4 Add'l 1" or 2" Ridge Strap (56')	*Add/Ea.
5 Add'l 1" Stainless Ridge Strap (41')	*Add/Ea.
6 Add'l 1" Stainless Ridge Strap (48')	*Add/Ea.
7 Add'l 1" Stainless Ridge Strap (56')	**Add/Ea.
8 No Ridge Strap	Deduct/Ea.
F ROLL RETURN	
• Stretch Cord Return	Standard
1 Shur-Return™	Add
2 Front Cable Return	Add
3 Cable Spool	Add
4 Universal Cable Guide	Add
G CRANK ARMS	
• Standard Crank Arm w/80" Extension	Standard
1 Standard Crank Arm w/33" Extension	Deduct
2 Standard Crank Arm w/96" Extension	Add
3 Long Crank Arm w/80" Extension	Add
4 40" Shur-Flex™ Crank Arm w/Offset Rtnr (4)	Add
5 40" Shur-Flex™ Crank w/Offset Pinless Rtnr (4)	Add
6 54" Shur-Flex™ Crank Arm w/Offset Retainer (4)	Add
7 54" Shur-Flex™ Crank w/Offset Pinless Rtnr (4)	Add
H RETAINERS	
• Pinless Retainer w/7" Standoff	Standard
1 Standard Retainer w/7" Standoff	N/C
2 Offset Standard Retainer (2)	**N/C
3 Offset Pinless Retainer* (2)	Add/Set
4 Add'l Standard Retainer w/Standoff	Add
J TARP OPTIONS	
• 18-Oz Vinyl Tarp - Choice of Color	***Standard
• Value Series 18-Oz - Black, Red, White, Royal Blue	Deduct
• DiamondCore™ - Black Only	Add
• 22-Oz Vinyl Tarp - Choice of Color	***Add
1 Multicolored Fabric (Per Added Color)	Add
2 Active Decontamination Flap	Add/Ft.
3 Bow Reinforcements (10")	Add/Ea.
4 Tarp Reinforcements	Add/Ft.
5 Load Hole Flap	Add/Ea.
K OTHER OPTIONS	
1 Gustbuster™ Cord Kit - (8' to 9') - 2 Cords	Add
2 Gustbuster™ Cord Kit - (8' to 9') - 3 Cords	****Add
3 Rear Cable Return - Use w/Metal Caps	Add
4 Standard Tarp Repair Kit	Add
5 Professional Tarp Repair Kit	Add
6 Bow Sock	Add/Ea.
7 Molded Roll Tube Deflectors (2)	Add/Set



CONFIGURATION ORDERING KEY

Alphabetical Letter (B) = Feature

Bullet (•) = Standard Feature in Kit

Numeric Value (2) = Different Available Option for a Feature

Ex. of Customer's Chosen Feature: B2 [6" Offset Easy-Off Tarp Stop]

COMPLETE KITS | Tarp Included

	SUPER-DUTY DBL 18-OZ	SUPER-DUTY DBL 22-OZ
25'		
26'		
27'		
28'		
29'		
30'		
31'		
32'		
33'		
34'		
35'		
36'		
37'		
38'		
39'		
40'		
41'		
42'		
43'		
44'		
45'		
46'		
47'		
48'		
49'		
50'		
51'		
52'		
53'		
54'		

HARDWARE QTY

SIZE	TARP STOPS	U-CLAMPS	STD BOWS
25' to 26'	4	20	5
27' to 30'	5	20	6
31' to 34'	5	20	7
35' to 38'	6	28	8
39' to 43'	6	28	9
44' to 46'	7	32	10
47' to 50'	7	32	11
51' to 54'	8	36	12

STANDARD FEATURES AND OPTIONS

A LATCHPLATES		
• Aluminum Latchplate (2 sets)		Standard
B TARP STOPS		
• Easy-Off Tarp Stops		Standard
1 Flexible Easy-Off Tarp Stop		Add/Ea.
2 6" Offset Easy-Off Tarp Stop		Add/Ea.
3 6" Offset Flexible Easy-Off Tarp Stop		Add/Ea.
C BOWS/BRACKETS		
• Galvanized (LR/HR) Bows		Standard
1 Adjustable Galvanized (LR/HR) Bows		Add/Ea.
2 Add'l Galvanized (LR/HR) Bows		*Add/Ea.
3 Add'l Adjustable Galvanized (LR/HR) Bows		*Add/Ea.
D END CAPS		
• Aluminum Radius Corner (LR/HR) Front Cap		Standard
• Aluminum Square Fixed (LR/HR) Rear Cap		Standard
1 Aluminum Easy-Off (LR/HR) Rear Cap		Add
2 Galvanized (LR/HR) Rear Cap		Deduct
3 Fabric (LR/HR) Rear Cap		Add
4 Poorboy Rear Tapered Flap		N/C
5 Back Cap (LR) w/Extendable Spline Assembly		Add
6 Aluminum Square Fixed (LR/HR) Front Cap		Deduct
7 Aluminum Easy-Off (LR/HR) Front Cap		Add
8 Galvanized (LR/HR) Front Cap		Deduct
9 Aluminum Universal (LR) Front Cap		Add
E RIDGE SUPPORTS		
• 1" or 2" Ridge Strap (2)		Standard
F ROLL RETURN		
• Front Cable Return (Top Tarp)		Standard
• Stretch Cord Return (Bottom Tarp)		Standard
1 Shur-Return™ (in lieu of Stretch Cord Return)		Add
2 Cable Spool		Add
3 Universal Cable Guide		Add
G CRANK ARMS		
• Standard Crank Arm w/80" Extension (2)		Standard
1 Standard Crank Arm w/96" Extension		Add/Ea.
2 Long Crank Arm w/80" Extension		Add/Ea.
H RETAINERS		
• Pinless Retainer w/7" Standoff (2)		Standard
1 Standard Retainer w/7" Standoff		N/C
2 Add'l Standard Retainer w/Standoff		Add
J TARP OPTIONS		
• 18-Oz Vinyl Double Tarp - Choice of Color		Standard
• 22-Oz Vinyl Double Tarp - Choice of Color		Add
1 Extra Load Hole (18" Reinforced) - 2 standard		**Add/Ea.
2 Active Decontamination Flap		Add/Ft.
3 Bow Reinforcements (10")		Add/Ea.
4 Tarp Reinforcements		Add/Ft.
K OTHER OPTIONS		
1 Rear Cable Return - Use w/Metal Caps		Add
2 Shock Cord Return (for bottom tarp)		Add
3 Molded Roll Tube Deflectors (2)		Add/Set

*Additional bow recommended for each load hole on bottom tarp.

**Two (2) reinforced load holes come standard; customer MUST specify locations.

GRAIN TRAILERS | UPGRADE DOUBLE TARP

CONFIGURATION ORDERING KEY

Alphabetical Letter (B) = Feature

Bullet (●) = Standard Feature in Kit

Numeric Value (1) = Different Available Option for a Feature

Ex. of Customer's Chosen Feature: B1 [Add'l Galvanized (LR/HR) Bow]

COMPLETE KITS | Tarp Included

BOX LENGTH	SUPER-DUTY DBL 18-OZ	
	25'	26'
	27'	28'
	29'	30'
	31'	32'
	33'	34'
	35'	36'
	37'	38'
	39'	40'
	41'	42'
	43'	44'
	45'	46'
	47'	48'
	49'	50'
	51'	52'
	53'	54'

HARDWARE QTY

SIZE	TARP STOPS	U-CLAMPS	STD BOWS
25' to 26'	4	20	5
27' to 30'	5	20	6
31' to 34'	5	20	7
35' to 38'	6	28	8
39' to 43'	6	28	9
44' to 46'	7	32	10
47' to 50'	7	32	11
51' to 54'	8	36	12

STANDARD FEATURES AND OPTIONS

A LATCHPLATES	
• Aluminum Latchplate	Standard
B BOWS/BACKETS	
1 Add'l Galvanized (LR/HR) Bows	*Add/Ea.
2 Add'l Adjustable Galvanized (LR/HR) Bows	*Add/Ea.
C RIDGE SUPPORTS	
• 1" or 2" Ridge Strap	Standard
1 No Ridge Strap	Deduct
D ROLL RETURN	
• Front Cable Return	Standard
1 Stretch Cord Return	Deduct
2 Shur-Return™	Deduct
3 Cable Spool	Add
4 Universal Cable Guide	Add
E CRANK ARMS	
• Standard Crank Arm w/80" Extension	Standard
1 Standard Crank Arm w/96" Extension	Add
2 Long Crank Arm w/80" Extension	Add
F RETAINERS	
• Pinless Retainer w/7" Standoff	Standard
1 Standard Retainer w/7" Standoff	N/C
2 Add'l Standard Retainer w/Standoff	Add
G TARP OPTIONS	
• 18-Oz Vinyl Double Tarp - Choice of Color	Standard
1 Extra Load Hole (18" Reinforced) - 2 standard	**Add/Ea.
2 Active Decontamination Flap	Add/Ft.
3 Bow Reinforcements (10")	Add/Ea.
4 Tarp Reinforcements	Add/Ft.
H OTHER OPTIONS	
1 Rear Cable Return - Use w/Metal Caps	Add
2 Shock Cord Return (for bottom tarp)	Add
3 Molded Roll Tube Deflectors (2)	Add/Set

*Additional bow recommended for each load hole on bottom tarp.

**Two (2) reinforced load holes come standard; customer MUST specify locations.



CONFIGURATION ORDERING KEY

Alphabetical Letter (B) = Feature

Bullet (•) = Standard Feature in Kit

Numeric Value (2) = Different Available Option for a Feature

Ex. of Customer's Chosen Feature: B2 [Flexible Easy-Off Tarp Stop]

COMPLETE KITS | Tarp Included

	STD BOWS	HD BOWS	TURNING POINT™	DURABOW™
24'				
25'				
26'				
27'				
28'				
29'				
30'				
31'				
32'				
33'				
34'				
35'				
36'				
37'				
38'				
39'				
40'				
41'				
42'				
43'				
44'				
45'				
46'				
47'				
48'				

HARDWARE QTY

SIZE	TARP STOPS	STD BOWS	HD BOWS	TURNING POINT™	DURABOW™
24' to 26'	4	5	2	4	5
27' to 30'	5	6	2	5	6
31' to 34'	5	7	2	5	7
35' to 38'	6	8	3	6	8
39' to 43'	6	9	3	6	9
44' to 46'	7	10	3	7	10
47' to 48'	7	11	4	7	11

STANDARD FEATURES AND OPTIONS

A LATCHPLATES	
• Aluminum Latchplate	Standard
B TARP STOPS	
• Easy-Off Tarp Stops	Standard
1 Standard Tarp Stop	Deduct/Ea.
2 Flexible Easy-Off Tarp Stop	Add/Ea.
3 6" Offset Easy-Off Tarp Stop	Add/Ea.
4 6" Offset Flexible Easy-Off Tarp Stop	Add/Ea.
C BOWS/BACKETS	
1 Turning Point Bows (For Alumatech Trailers)	*Add
2 Adjustable Galvanized (LR/HR) Bows	Add/Ea.
3 No Galvanized (LR/HR) Bows	Deduct/Ea.
4 No Heavy-Duty Bows	Deduct/Ea.
5 No Durabow™ Bows	Deduct/Ea.
6 Aluminum Brackets - For Durabow™ (2)	Add/Set
D END CAPS	
• Fabric (LR/HR) Front/Rear Caps	Standard
1 Combo Caps	N/C
2 Poorboy Rear Tapered Flap	N/C
3 No Rear Cap	Deduct
4 Aluminum Universal (LR) Front Cap	N/C
5 Poorboy Front Tapered Flap	N/C
6 Poorboy Front Radius/Diagonal Fitted Flap	N/C
7 No Front Cap	Deduct
E RIDGE SUPPORTS	
• 1" Ridge Strap (Standard Bow Kit)	Standard
• 1-1/2" Ridgepole (HD Bow Kit) Pivot. (TP Bow Kit)	Standard
1 Add'l 1" or 2" Ridge Strap (39')	Add/Ea.
2 Add'l 1" or 2" Ridge Strap (46')	Add/Ea.
3 Add'l 1" or 2" Ridge Strap (56')	Add/Ea.
4 No Ridge Strap	Deduct/Ea.
F ROLL RETURN	
• Stretch Cord Return	Standard
1 Shur-Return™ (Standard On HD Bow Kit)	Add
2 Front Cable Return - Used w/Metal Caps	Add
G CRANK ARMS	
• 54" Shur-Flex™ Crank Arm	Standard
1 40" Shur-Flex™ Crank Arm	N/C
2 80" Shur-Flex™ Crank Arm	Add
3 Standard Crank Arm w/80" Extension	Deduct
4 Standard Crank Arm w/96" Extension	Deduct
5 Long Crank Arm w/80" Extension	Deduct
H RETAINERS	
• Offset Retainers (4 w/Shur-Flex™)	Standard
• Offset Retainers (2 w/Standard Crank)	Standard
1 Offset Pinless Retainers (4)	Add/Set
2 Offset Pinless Retainers (2)	Add/Set
J TARP OPTIONS	
• 22-Oz Vinyl Tarp - Choice of Color	**Standard
1 CRXT Fabric	***Add
2 Multicolored Fabric (Per Added Color)	Add
3 Bow Reinforcements (10")	Add
4 Tarp Reinforcements	Add/Ft.
5 Load Hole Flap	Add/Ea.
K OTHER OPTIONS	
1 Standard Tarp Repair Kit	Add
2 Professional Tarp Repair Kit	Add
3 Molded Roll Tube Deflectors (2)	Add/Set

*Turning Point™ bows/brackets are used for 39' Alumatech trailer ONLY.

**Available colors: black, red, white, royal blue, green, gray, maroon, yellow and grape. For tan CALL.

***CRXT Fabric should be used for feed by-products and distiller's grain. If a non-CRXT tarp is used for this purpose, there is NO warranty on the tarp.

NOTE: There is NO deduction in cost if you downgrade to 18-oz. fabric and NO warranty on the tarp.

END DUMPS



CONFIGURATION ORDERING KEY

Alphabetical Letter (B) = Feature

Bullet (●) = Standard Feature in Kit

Numeric Value (2) = Different Available Option for a Feature

Ex. of Customer's Chosen Feature: B2 [6" Offset Easy-Off Tarp Stop]

COMPLETE KITS | Tarp Included

	STD BOWS	HD BOWS	TURNING POINT™	DURABOW™	ALUM BOWS
20'					
21'					
22'					
23'					
24'					
25'					
26'					
27'					
28'					
29'					
30'					
31'					
32'					
33'					
34'					
35'					
36'					
37'					
38'					
39'					
40'					
41'					
42'					
43'					
44'					
45'					
46'					
47'					
48'					

HARDWARE QTY

SIZE	TARP STOPS	STD BOWS	HD BOWS	TURNING POINT™	DURA-BOW™	ALUM BOWS
20' to 22'	3	4	2	3	4	4
23'	3	4	2	3	5	4
24' to 26'	4	5	2	4	5	5
27' to 30'	5	6	2	5	6	6
31' to 34'	5	7	2	5	7	7
35' to 38'	6	8	3	6	8	8
39' to 43'	6	9	3	6	9	9
44' to 46'	7	10	3	7	10	10
47' to 48'	7	11	4	7	11	11

STANDARD FEATURES AND OPTIONS

A LATCHPLATES	
• Aluminum Latchplate	Standard
B TARP STOPS	
• Easy-Off Tarp Stops	Standard
1 Flexible Easy-Off Tarp Stop	Add/Ea.
2 6" Offset Easy-Off Tarp Stop	Add/Ea.
3 6" Offset Flexible Easy-Off Tarp Stop	Add/Ea.
C BOWS/BRACKETS	
1 Turning Point Bows - For Alumatech Trailers	*Add
2 Adjustable Galvanized (LR/HR) Bows	Add/Ea.
3 No Galvanized (LR/HR) Bows	Deduct/Ea.
4 No Heavy-Duty Bows	Deduct/Ea.
5 No Alum Bows	Deduct/Ea.
6 No Durabow™ Bows	Deduct/Ea.
7 Aluminum Brackets - For Durabow™ (2)	Add/Set
D END CAPS	
• Fabric (LR/HR) Front/Rear Caps	Standard
1 Combo Caps	N/C
2 Poorboy Rear Tapered Flap	N/C
3 No Rear Cap	Deduct
4 Aluminum Universal (LR) Front Cap	N/C
5 Poorboy Front Tapered Flap	N/C
6 Poorboy Front Radius/Diagonal Fitted Flap	N/C
7 No Front Cap	Deduct
E RIDGE SUPPORTS	
• 1" Ridge Strap - Std. & Alum. Bow Kit	Standard
• Ridgepole - HD Bow Kit & TP Bow Kit	Standard
1 Add'l 1" or 2" Ridge Strap (39')	Add/Ea.
2 Add'l 1" or 2" Ridge Strap (46')	Add/Ea.
3 Add'l 1" or 2" Ridge Strap (56')	Add/Ea.
4 No Ridge Strap	Deduct/Ea.
F ROLL RETURN	
• Stretch Cord Return	Standard
• Shur-Return™ - HD Bow Kit	Standard
1 Shur-Return™	Add
G CRANK ARMS	
• 54" Shur-Flex™ Crank Arm	Standard
1 40" Shur-Flex™ Crank Arm	N/C
2 80" Shur-Flex™ Crank Arm	Add
3 Standard Crank Arm w/80" Extension	Deduct
4 Standard Crank Arm w/96" Extension	Deduct
5 Long Crank Arm w/80" Extension	Deduct
H RETAINERS	
• Offset Retainers (4 w/Shur-Flex™)	Standard
• Offset Retainers (2 w/Standard Crank)	Standard
1 Offset Pinless Retainers (4)	Add/Set
2 Offset Pinless Retainers (2)	Add/Set
J TARP OPTIONS	
• 22-Oz. Vinyl Tarp - Choice of Color	**Standard
1 Multicolored Fabric (Per Added Color)	Add
2 Bow Reinforcements (10")	Add
3 Tarp Reinforcements	Add/Ft.
4 Load Hole Flap	Add/Ea.
K OTHER OPTIONS	
1 Standard Tarp Repair Kit	Add
2 Professional Tarp Repair Kit	Add
3 Bow Sock	Add/Ea.
4 Molded Roll Tube Deflectors (2)	Add/Set

*Turning Point™ bows/brackets are used for 39' Alumatech trailer ONLY.

**Available Colors: black, red, white, royal blue, green, gray, maroon, yellow and grape. Grape and Yellow N/A in 22-Oz. For tan CALL.

NOTE: There is NO deduction in cost if you downgrade to 18-oz. fabric and NO warranty on the tarp.

VALUE SERIES TARP

Available exclusively in an 18-oz. fabric weight, the Value Series is an economical choice. This tarp is narrower and has shorter tensioning straps than the Super Duty Series, which can limit it's ability to tarp over heaped loads.

SUPER-DUTY TARP

Available in 18-oz. and 22-oz. fabric weights, the Super Duty Series offers longer tensioning straps to improve tightening, and extra width to make tarping heaped loads easier. If you haul aggregate or something other than small grains, use of a Super-Duty 22-oz. tarp is recommended.

DIAMONDCORE TARP

This premium fabric — a Shurco exclusive — features unparalleled abrasion resistance and extra reinforcement straps. Unlike diamonds, no tarp lasts forever, but DiamondCore™ has rock-solid quality — the best in the industry. (ONLY available in black and ONLY for grain trailers.)

SPECIALTY FABRIC: CRXT (CHEMICALLY RESISTANT EXTREME TARP) FABRIC

Originally known as Distiller's Grain fabric, CRXT fabric is highly resistant to solvent chemicals and offers superior UV protection and high-temp performance which contribute to longer tarp life. Recommended for distiller's grain or similar loads



TARP WARRANTY INFORMATION
Want to learn more? Simply scan to view details about Shurco's tarp warranties for 18-Oz. vinyl tarp, 22-Oz. vinyl tarp, DiamondCore, Standard Mesh, and CRXT (Chemically Resistant Extreme Tarp) Fabric.

TARP PRICING DIRECTIONS

Pricing given is for black fabric ONLY; add tarp options for a final price. For all other colors, add tarp price and tarp options, find the subtotal and then add a 15% upcharge. [TARP + OPTIONS = SUBTOTAL x 15% = UPCHARGE] Additional available colors: black, red, white, royal blue, green, gray, maroon, yellow and grape. For tan CALL.

SUPER DUTY: Finished tarp width is opening width PLUS 27".

SHUR-LOK® TARP - GRAIN CART | GRAVITY WAGONS

		(BOX WIDTH) FINISHED TARP WIDTH SUPER-DUTY 18-OZ							
		(96") / 123"	(102") / 129"	(108") / 135"	(120') / 147"	(132") / 159"	(144") / 171"	(156") / 183"	(168") / 195"
TARP LENGTH	10'								
	11'								
	12'								
	13'								
	14'								
	15'								
	16'								
	17'								
	18'								
	19'								
	20'								
	21'								
	22'								
	23'								
	24'								
	25'								
26'									
27'									
28'									
29'									
30'									

QUALITY, IN-STOCK, EXPRESS TARPS. SHIPPED TODAY!

SAME-DAY SHIPPING ON TARP ORDERS PLACED BY NOON

EXPRESS STOCK TARPS | 123" WIDE TARPS FOR 94" TO 98" WIDE TRAILERS

P/N	LENGTH	WIDTH	WEIGHT	COLOR	FABRIC	PRICE
1901256	31' 6"	123"	18-Oz.	Black	Vinyl	
1901257	35' 9"	123"	18-Oz.	Black	Vinyl	
1901258	37'	123"	18-Oz.	Black	Vinyl	
1901259	38' 8"	123"	18-Oz.	Black	Vinyl	
1901260	39'	123"	18-Oz.	Black	Vinyl	
1901261	39' 6"	123"	18-Oz.	Black	Vinyl	
1901329	39' 10"	123"	18-Oz.	Black	Vinyl	
1901262	40' 1"	123"	18-Oz.	Black	Vinyl	
1901270	40' 10"	123"	18-Oz.	Black	Vinyl	
1901263	41' 3"	123"	18-Oz.	Black	Vinyl	
1901271	41' 10"	123"	18-Oz.	Black	Vinyl	
1901264	42' 1"	123"	18-Oz.	Black	Vinyl	
1901423	49'	123"	18-Oz.	Black	Vinyl	

EXPRESS STOCK TARPS | 129" WIDE TARPS FOR 99" TO 102" WIDE TRAILERS

P/N	LENGTH	WIDTH	WEIGHT	COLOR	FABRIC	PRICE
1901256	31' 6"	129"	18-Oz.	Black	Vinyl	
1901257	35' 9"	129"	18-Oz.	Black	Vinyl	



CONVENIENT SAME-DAY SHIPPING

Get back to work faster with Shurco's Express Tarps program. Choose your tarp(s) from the chart and call our Express Tarp Center at +1 800-474-8756 to order. For same day shipping, place your order before 12pm, CT.

We offer twelve sizes of our 18-Oz black vinyl ripstop tarp, designed to fit most common trailer makes and models. If a size you need is not listed, we can also custom build to your length specifications and ship your tarp(s) the next business day, depending on method of delivery, destination, and size of order. All orders are manufactured and shipped from Shurco Headquarters.

Shurco is a well-respected name in the tarping and containment industry, known for our superior-quality materials, workmanship, and customer service. Contact us today to learn more and place your order, so we can help you get back on the road!

ORDER EXPRESS TARPS TODAY!

Shurco™ Headquarters
Yankton, South Dakota

Phone: +1 800-474-8756

Hours: M-F 8:00am – 5:00pm



TARP PRICING DIRECTIONS

Pricing given is for black fabric only; add tarp options for a final price. For all other colors, add tarp price and tarp options, find the subtotal, then add a 15% upcharge. [TARP + OPTIONS = SUBTOTAL x 15% = UPCHARGE] Additional available colors: black, red, white, royal blue, green, gray, maroon, yellow and grape. Grape and Yellow N/A in 22-Oz. For tan call. Replacement tarp pricing for 2" and 3" roll tubes are the same price. The roll tube pocket for a 2" roll tube is 5" and the pocket for a 3" roll tube is 7". SUPER DUTY/DIAMONDCORE™: Finished tarp width is opening width PLUS 27". DIAMONDCORE™ Tarps are for Grain Trailers.

SHUR-LOK® TARPS

	(BOX WIDTH) FINISHED TARP WIDTH									
	(96") / 123"	(102") / 129"	(96") / 123"	(102") / 129"	(96") / 123"	(102") / 129"	(96") / 123"	(102") / 129"	(96") / 118"	(102") / 124"
	SUPER-DUTY 18-OZ		SUPER-DUTY 22-OZ		SD 22-OZ w/RIDGEPOLE		DIAMONDCORE		VALUE SERIES	
TARP LENGTH	10'									
	11'									
	12'									
	13'									
	14'									
	15'									
	16'									
	17'									
	18'									
	19'									
	20'									
	21'									
	22'									
	23'									
	24'									
	25'									
	26'									
	27'									
	28'									
	29'									
	30'									
	31'									
	32'									
	33'									
	34'									
	35'									
	36'									
	37'									
	38'									
	39'									
	40'									
	41'									
	42'									
	43'									
	44'									
	45'									
	46'									
	47'									
	48'									
	49'									
	50'									
	51'									
	52'									
	53'									
	54'									

18-OZ/DIAMONDCORE TARP OPTIONS

Load Hole Flap	Add/Ea.
Active Decontamination Flap	Add/Ft.
Bow Reinforcement (10")	Add/Ea.
Multicolored Fabric*	Add
Tarp Reinforcements	Add/Ft.
Poorboy Rear Tapered Flap	Add
Poorboy Front Tapered Flap	Add
Poorboy Diag./Radius fitted Flap	Add
Additional 6" in Width	Add/Ft.

*Additional cost per added color.

22-OZ TARP OPTIONS

Load Hole Flap	Add/Ea.
Active Decontamination Flap	Add/Ft.
Bow Reinforcement (10")	Add/Ea.
Multicolored Fabric*	Add
Tarp Reinforcements	Add/Ft.
Poorboy Rear Tapered Flap	Add
Poorboy Front Tapered Flap	Add
Poorboy Diag./Radius fitted Flap	Add
Additional 6" in Width	Add/Ft.

*Additional cost per added color.

U-CLAMPS

2" ROLL TUBE

1115966	U-Clamp Kit 2" - (3)
1118643	U-Clamp Kit 2" - (8)
1118644	U-Clamp Kit 2" - (10)
1118663	U-Clamp Kit 2" - (14)

3" ROLL TUBE

1126790	U-Clamp Kit 3" - (3)
1126791	U-Clamp Kit 3" - (8)
1126792	U-Clamp Kit 3" - (10)
1126793	U-Clamp Kit 3" - (14)

NOTE: Includes self-tapping screws.

SIZE	U-CLAMPS
10' to 18'	8
19' to 34'	10
35' to 43'	14
44' to 50'	16
51' to 54'	18

TARP PRICING DIRECTIONS

Pricing given is for black fabric ONLY; add tarp options for a final price. For all other colors, add tarp price and tarp options, find the subtotal and then add a 15% upcharge. [TARP + OPTIONS = SUBTOTAL x 15% = UPCHARGE] Additional available colors: black, red, white, royal blue, green, gray, maroon, yellow and grape. Grape and Yellow N/A in 22-Oz.. For tan CALL.

DOUBLE TARP: Bottom tarp finished tarp width is opening width PLUS 13". Top tarp finished tarp width is opening width PLUS 33".

SHUR-LOK® DOUBLE TARPS

	(BOX WIDTH) FINISHED TARP WIDTH			
	(96") / 109" & 129"	(102") / 115" & 135"	(96") / 109" & 129"	(102") / 115" & 135"
	SUPER-DUTY 18-OZ		SUPER-DUTY 22-OZ	
TARP LENGTH	24'			
	25'			
	26'			
	27'			
	28'			
	29'			
	30'			
	31'			
	32'			
	33'			
	34'			
	35'			
	36'			
	37'			
	38'			
	39'			
	40'			
	41'			
	42'			
	43'			
	44'			
	45'			
	46'			
	47'			
	48'			
	49'			
	50'			
	51'			
	52'			
	53'			
	54'			

DOUBEL TARP OPTIONS

Extra Load Hole	Add/Ea.
Active Decontamination Flap	Add/Ft.
Bow Reinforcement (10")	Add/Ea.
Tarp Reinforcements	Add/Ft.
Poorboy Rear Tapered Flap	Add
Poorboy Front Tapered Flap	Add
Poorboy Diag./Radius fitted Flap	Add
Additional 6" in Width	Add/Ft.

U-CLAMPS

2" ROLL TUBE

1115966	U-Clamp Kit 2" - (3)
1118643	U-Clamp Kit 2" - (8)
1118644	U-Clamp Kit 2" - (10)
1118663	U-Clamp Kit 2" - (14)

NOTE: Includes self-tapping screws.

SIZE	U-CLAMPS
24' to 34'	20
35' to 43'	28
44' to 50'	32
51' to 54'	36

FITTED COVERS

TARP PRICING DIRECTIONS

Pricing given is for black fabric ONLY; add tarp options for a final price. For all other colors, add tarp price and tarp options, find the subtotal and then add a 15% upcharge. [TARP + OPTIONS = SUBTOTAL x 15% = UPCHARGE] Additional available colors: black, red, white, royal blue, green, gray, maroon, yellow and grape. For tan CALL.



OPTIONS	PRICE
Radius, Diagonal, Peak Front	Add
102" Wide	Add
22-Oz. Vinyl Fabric	Add
Bow Reinforcement (10")	Add/Ea.
Tarp Reinforcements	Add/Ft.
Reinforcement (Front Square)	Add/Corner
Multicolored Fabric (per added color)	Add
Stenciling (6" or 8" High, Maximum of 30 Letters)	Add
Tarp Straps (P/N 1702161)	Add/Ea.
Solid Braid Rope - 1/4" (P/N 1700624)	Add/Ft.

BOX SIZE	12" DROP	15" DROP	18" DROP	24" DROP
8 x 10'				
8 x 11'				
8 x 12'				
8 x 13'				
8 x 14'				
8 x 15'				
8 x 16'				
8 x 17'				
8 x 18'				
8 x 19'				
8 x 20'				
8 x 21'				
8 x 22'				
8 x 23'				
8 x 24'				
8 x 25'				
8 x 26'				
8 x 27'				
8 x 28'				
8 x 29'				
8 x 30'				

NOTE: CALL for pricing on other sizes.

COMPLETE KITS | SHUR-LOK® ELECTRIC (Available up to 24' only)

	RETURN	COMPONENTS	P/N	MODE OF OPERATION	PRICE	MODE OF OPERATION
FARM BODIES						
Durabuilt™	Bungee	Galvanized	*1114886	Rocker	*1131617	EZR™
Durabuilt™	Cable	Galvanized	*1124758	Rocker	*1131619	EZR™
Durabuilt™	Bungee	Stainless	*1115777	Rocker	*1131620	EZR™
SMARTdrive™	Bungee	Galvanized	**1131639	Rocker Express	**1131643	EZR™ Express
SMARTdrive™	Cable	Galvanized	**1131640	Rocker Express	**1131644	EZR™ Express
SMARTdrive™	Bungee	Stainless	**1131641	Rocker Express	**1131645	EZR™ Express
GRAIN TRAILERS						
Durabuilt™	Bungee	Galvanized	*1114887	Rocker	*1131623	EZR™
Durabuilt™	Cable	Galvanized	*1124760	Rocker	*1131636	EZR™
SMARTdrive™	Bungee	Galvanized	N/A		**1131646	EZR™ Express
SMARTdrive™	Cable	Galvanized	N/A		**1131647	EZR™ Express
FERTILIZER TENDERS						
Durabuilt™	Bungee	Stainless	*1124092	Rocker	*1131637	EZR™
SMARTdrive™	Bungee	Stainless	**1131642	Rocker Express	**1131648	EZR™ Express
FERTILIZER TENDER TRAILERS						
Durabuilt™	Bungee	Stainless	*1130502	Rocker	*1131638	EZR™
SMARTdrive™	Bungee	Stainless	N/A		**1131649	EZR™ Express

*Will NOT operate in Express Mode.

**Can be upgraded to remote by ordering P/N 1131576 (EZR™) or P/N 1131575 (PRO).

MODE OF OPERATIONS

- **Rocker** - Uses Durabuilt Motor. Operate the tarp system by utilizing a rocker switch inside the cab.
- **ShurLink™** - Uses the Durabuilt Motor. Operate the tarp system by ShurLink EZR™, ShurLink PRO remotes or by utilizing the buttons on the receiver located on the box. The Express Mode feature is NOT compatible with this option.
- **Rocker Express** - Uses the sealed SMARTdrive motor. Operate the tarp system by utilizing the express rocker switch located inside the cab or by pressing the buttons on the ShurLink receiver located on the box. One push of the button will open and close tarp system automatically in Express Mode.
- **ShurLink™ Express** - Uses the sealed SMARTdrive motor. Operate the tarp system in Express Mode by ShurLink EZR, ShurLink PRO remotes or by utilizing the buttons on the ShurLink receiver located on the box. One push of the bottom on remote or receiver box will open and close tarp system automatically in Express Mode.

OPTIONS AND FEATURES**BOWS/BRACKETS****ALUMINUM**

- Prevents Chemical Reaction with Solid Aluminum Bow When Used on Aluminum Trailer

DURABOW™

- Supports Tarp with Molded Resin Bow
- Allows Enough Give to be Left on During Loading

HEAVY-DUTY BOW

- Permits Bow Spacing up to 12' Apart
- Offers Low-Rise/High-Rise Options

STAINLESS STEEL

- Features a Universal Steel Bracket
- Increases Durability in Corrosive Environments

STANDARD STEEL

- Allows for Bow Flex and Expansion with Galvanized Bracket

TURNING POINT™ BOW

- Allows Bow to Move Freely with Angled Bracket
- Prevents Binding Over Loads

SHUR-FLEX™



- Pivots on a Knuckle, Folds for Storage
- Stores on Side to Accommodate Rear Doors

STRAIGHT 80" OR 96"



- Provides 4-Position Length Adjustment
- Mounts Vertically or Horizontally

EXTENDABLE SPLINE ASSEMBLY



- Resists Corrosion with the Galvanized Telescoping/Indexing Crank

MOTOR REVERSING SOLENOID



- Includes 12V Solenoid with 2-Point Mount and Black Wire

ROCKER SWITCH



- Allows Control of Tarp Using a Switch Conveniently Located in the Cab

SHURLINK EZR™ REMOTE



- Operates with Simple Two-Button Remote
- Supports Up to 5 Devices

SHURLINK PRO™ REMOTE



- Features Six-Button Remote with Digital Screen
- Supports Up to 30 Devices

SHURLINK RECEIVERS




- Offers Selection of Receivers (RX's) for Almost Any Application
- Includes Two-Piece Solenoid Enclosure

ALUMINUM



- Pairs Well with Aluminum Trailers
- Provides High-Rise Options for More Space

COMBO CAP



- Features Arched Fixed Aluminum Surface for an Improved Seal and Less Wear on Fabric

EASY-OFF ALUMINUM



- Anchors with an Over-Center Clamp Inside Box for Easier Access and Faster Removal

EASY-OFF FABRIC



- Facilitates Fast, Easy Removal
- Bolts On or Secures with Bungee Cord Tiedowns

FABRIC



- Provides Watertight Seal
- Flexes to Prevent Loading Damage
- Requires Tarp to Overlap Cap by 9"

GALVANIZED STEEL



- Offers Weld-Free Construction for Corrosion Resistance
- Reduces Whip with Front Guard


STAINLESS STEEL



- Ensures Durable Performance and Corrosion Resistance
- Provides a Sharper Appearance

HIGH-LIFT END GATES

OFFSET ADJUSTABLE BRACKET



- Allows Spacing of Latchplate and Tarp Stop Out Flush with Width of End Gate
- Performs Optimally with High-Lift End Gates

LATCHPLATES

ALUMINUM



- Lightweight galvanized latchplate
- Provides Sharp Appearance to Match Trailer

MOTORS CONT.

DURABUILT™ MOTOR w/COVER - 2 1/8" SHAFT



- Includes Motor P/N: 1121307
- Offers a 3-Year Warranty

SMARTDRIVE™ MOTOR



- Uses SMARTwire™ 100% Sealed Connections/Eliminates Wire Corrosion
- Offers a 3-Year Warranty

RETAINERS & STANDOFFS

OFFSET PINLESS RETAINER



- Provides Added Security
- Eliminates Pin-and-Cable Hassles
- Allows Use on Either Side of the Trailer

PINLESS RETAINER



- Secures Crank Arm to Trailer without Pins or Cables

STANDOFFS



- Offers 2", 3", 7", and 11" Sizes for Optimal Retainer Positioning

STAINLESS STEEL RETAINER



- Secures Crank Arm to Trailer in Accessible Position
- Resists Corrosion

UNIVERSAL RETAINER SUPPORT



- Assists Non-Vertical Config. with Kit
- Provides Essential Support for Grain Carts/Wagons

CABLE



- Uses a Non-Stretch Cable and Steel Tension Spring
- Installs on Front or Rear of Trailer

RETURNS

SHUR-RETURN™



- Features Non-Stretch Solid Braid Rope with Heavy-Duty Steel Tension Spring
- Performs Readably

SHUR-STRAP



- Defines Max Box Width of 102"
- Mounts Above the Latchplate


STRETCH CORD



- Helps Guide Front of Roll Tube Across End Cap
- Reduces Fraying with Protective Cover

RIDGE SUPPORTS

DUAL RIDGE



- Offers Larger Opening and Clear Flow for Loading with Offset Placement
- Reduces Grain Splatter

RIDGE STRAP



- Features Stretch-Resistant Webbing that Keeps Tarp from Sagging Between Bows
- Offers 1" and 2" Sizes

STAINLESS RIDGE STRAP



- Features Same Design as Standard Ridge Strap

MULTI-COLORED FABRIC



- Creates High Visibility for Instant Recognition with Custom Color
- Acts as a Theft Deterrent

FLEXIBLE EASY-OFF



- Bends in Subzero Cold
- Delivers Impact and Abrasion Resistance with Safety Plates

ROLL TUBE DEFLECTORS

MOLDED DEFLECTOR



- Reduces Dings and Scratches on Carts and Trailers
- Offers High-Impact Plastic in Black/Gray

TARP STOP UPRIGHTS

3" OFFSET



- Configures to Store Tarp Off to the Side of the Top rail for Additional Loading Support

POWDER-COATED



- Features Easy-Off Upright with a Black Powder-Coated Finish

TARP CORDS

GUSTBUSTER™



- Provides Economical, Bolt-On Protection that Keeps Wind from Catching and Flipping Off Trailer

6" OFFSET EASY-OFF



- Features Taller Build with Patented Curved Tip
- Offset design maximizes loading space

POWDER-COATED
6" OFFSET EASY-OFF

- Incorporates Easy-Off 6" Upright with a Black Powder-Coated Finish

TARP OPTIONS

ACTIVE DECONTAMINATION FLAP



- Helps Keep Product Off of Top Rails After Loading/Dumping it Back into the Load

6" OFFSET FLEXIBLE
EASY-OFF

- Provides All Advantages of the Regular 6" Offset Easy-Off Upright
- Bends in Subzero Cold

RECESSED



- Wraps Outside of Narrow Top Rail on Grain Carts
- Accommodates Lip In-Lip Out Top Rails

LOAD HOLE FLAP



- Utilizes Velcro® with Buckle Fastener for All-Weather Loading and Dust Control
- Is Not Waterproof

EASY-OFF



- Keeps Tarp from Getting Hung Up and Rubbing
- Stands Taller with Its Patented Curved Tip

STANDARD



- Attaches Fixed Tube to Side of Trailer
- Protects Tarp from Sharp Edges with Protective Rubber Top Guards

TURNING POINT BOW

DURABLE SWIVEL

Each bow is connected to the ridgepole at the center of the bow with a 1½ solid steel pivot pin, creating durable swivel points for the bows to operate.

HIGH-CLEARANCE BOWS

The design of the Turning Point™ Bow uses angled pivot brackets, which allow the bows to swing not only over but upward. This allows you to easily clear heaped loads as they open and close.

EASY RELEASE AND CAPTURE

Spring-loaded locking pins make locking and unlocking the bows as easy as pulling a rope. Pull the rope to release the pin, allowing you to pull the bows to the side in the open position. When done loading, simply pull the bows across the load and let the locking pins capture the bows and lock them into position.

GATORSHIELD® TOUGH

Bows and ridgepoles have been constructed from strong Gatorshield® galvanized steel tubing, creating a corrosive-resistant tarp system.



ELECTRIC TURNING POINT BOW

KEY FEATURES

- Electric Cut-Off Switch
- Automatic Overload Slip Clutch
- Locking Skid Plate
- Bow Actuator
- Easy Electric-to-Manual Conversion
- ShurLink PRO™ and ShurLink EZR™ Remote Systems Capabilities, Available Upon Request, See Accessories Section for Details

Bows move as one, swinging up and out of the way for wide-open loading. The operator can remain safely in the cab while operating the system with a rocker switch or our ShurLink PRO™ and ShurLink EZR™ remotes. (No positional feedback with ShurLink PRO™.)

The center pivoting ridgepole holds the tarp without sagging, so you need fewer bows. The locking system provides secure support during transport and serves as a skid plate when the bows swing closed.

The electronic actuator is designed for long life in the harshest conditions, operating in temperatures ranging from -86-140° F. Integrated brakes lock out movement, a slip clutch automatically protects the actuator from overload and a cut-off switch prevents operation unless the roll tarp is completely open.



MORE PRODUCT INFORMATION

Want to learn more? Simply scan to explore further details about Turning Point™ Bow and Electric Turning Point Bow features.

MANUAL CONVERSION KIT | Converting Non-TP to Manual TP Bow System

BOX LENGTH	84" TO 102" WIDTH	
	10' to 16'	
	17' to 18'	
	19' to 24'	
	25' to 32'	
	33' to 34'	
	35' to 40'	
	41' to 43'	
	44' to 48'	

HARDWARE QTY

BOX LENGTH	SIZE	BOWS	RIDGEPOLE
	10' to 16'	3	16'
	17' to 18'	4	20'
	19' to 24'	4	24'
	25' to 32'	5	32'
	33' to 34'	6	36'
	35' to 40'	6	40'
	41' to 43'	7	44'
	44' to 48'	7	48'

ROCKER CONVERSION KIT | Converting Non-TP to Electric TP Bow System

BOX LENGTH	84" TO 102" WIDTH	30' WIRE	50' WIRE	75' WIRE	100' WIRE
	10' to 16'				
	17' to 18'				
	19' to 24'				
	25' to 32'				
	33' to 34'				
	35' to 40'				
	41' to 43'				
	44' to 48'				

ROCKER UPGRADE KIT | Converting Manual TP to Electric TP Bow System

KIT NAME	WIRE LENGTH
Electric Turning Point™ Bow System	*30'
Electric Turning Point™ Bow System	*50'
Electric Turning Point™ Bow System	*75'
Electric Turning Point™ Bow System	*100'

*Includes front bow to attach actuator. No Ridgepole or other bows with this upgrade.
Must have 6" offset tarp stops to upgrade to electric.

NOTE: For wireless options CALL. Available in ShurLink EZR™ and ShurLink PRO™. System will not give positional feedback; Express Mode will NOT be available but will work with other SMART applications.

OPTIONS AND FEATURES**ELECTRIC OPERATION**
MOTOR REVERSING SOLENOID
 P/N 1703845

LINEAR ACTUATOR
 P/N 1704130

SOLENOID COVER
 P/N 1703896

SHURLINK EZR™ REMOTE
 P/N 1131576

SHURLINK PRO™ REMOTE
 P/N 1131575

SHURLINK RECEIVER - NON EXPRESS
 P/N 1132100


4500 SERIES HD

KEY FEATURES

- **Spiral Spring Return**
- **HD Front/Rear Extruded Aluminum Torsion Arms w/Flex**
- **HD Mounting Bracket**
- **Dual-Pivot Motor Mount:** The pivoting motor mounting bracket offers freedom on two different axes to easily accommodate the occasional bent roll tube or uneven tarp roll. The protective bolt on shroud provides additional motor protection from nature's elements.
- **Custom Motor Shroud**
- **Sealed Control Box:** The trailer-mounted control box has fully sealed control switches for better internal component protection. The design eliminates potential grime buildup between switches, which can cause the buttons to stick.
- **SMARTwire™ Sealed Harness:** Our patented SMARTwire's sealed connections make installation easy. No additional wire stripping or crimping of connections required. The SMARTwire™ harness has molded rubber connectors and automotive silicone seals, precision machined brass pins and sockets, and dual 6-gauge wire.
- **ShurLink™ Wireless Remote operation:** SMART-touch technology for precision control of Shurco electrics! The ShurLink PRO™ remote offers 2-way communication in an easy-to-read digital display.

The 4500 Series HD features a powerful American-made motor with all-metal gearbox and incredibly reliable magnetic brake. HD extruded aluminum torsion arms are equipped with durable elbows for flexibility to move smoothly over loads.

Available for all grain trailer makes and models and most grain carts. The 4500 Series HD's motor produces optimal rather than increased torque (which can harm your tarp system). No electrical energy is used to actuate the brake, so there are no electrical connections to misfire. A patented pivoting motor mount allows for any misalignment of the roll tube without stress to the system.

The heavy-duty arms are backed with a limited lifetime warranty. They come preassembled with a super-sturdy mounting bracket (no backer plate needed in most installs). The roller bearing- style rear arm bracket has a low-friction design that won't wear out. Both arms are inset to prevent obstruction of clearance lights.

An improved rubber boot on the flex-joint guards against damage from field and road debris. An additional flex-joint, called the Gate Flex™ option, bypasses side- and top-mount hinges to accommodate tailgates. A protective bolt-on shroud facilitates easy motor access.



MORE PRODUCT INFORMATION

Want to learn more? Simply scan to explore further details about 4500 Series HD features.



STANDARD FEATURES AND OPTIONS

A RETURNS		
• Front - (Light-Duty) 4-Spiral Torsion Springs		Standard
• Front - (Heavy-Duty) 6-Spiral Torsion Springs		Standard
• Rear - Heavy-Duty Cable Return		Standard
B MOUNTING BRACKETS		
• Heavy-Duty Aluminum Brackets		Standard
C TORSION ARMS		
• Heavy-Duty Aluminum Arms		Standard
D MOTORS		
• Durabuilt™ Motor - For Carts Up to 144" W x 24' L		Standard
• 4500HD Motor - For Any Width and Length Cart		Standard
E WIRING		
• Tractor Cab Wiring Kit (6 Ga.) - 30' Wire/Elec. HDW		Standard
• Trailer Wiring Kit (6 Ga.) - SMARTwire™ Included		Standard

CONFIGURATION ORDERING KEY

Alphabetical Letter (B)	= Feature
Bullet (●)	= Standard Feature in Kit
Ex. of Customer's Chosen Feature: B [Heavy-Duty Aluminum Brackets]	

MODE OF OPERATION | SHURLINK EZR™

KIT NAME	MOTOR	POSITIONAL FEEDBACK	EXPRESS	FRONT	FRONT RETURN	REAR RETURN
4500 Series HD	*Light-Duty	NO	NO	Vertical	4-Spiral Torsion Springs	Heavy-Duty Cable Return
4500 Series HD	**Heavy-Duty	NO	YES	Vertical	6-Spiral Torsion Springs	Heavy-Duty Cable Return

MODE OF OPERATION | SHURLINK PRO™

KIT NAME	MOTOR	POSITIONAL FEEDBACK	EXPRESS	FRONT	FRONT RETURN	REAR RETURN
4500 Series HD	*Light-Duty	NO	NO	Vertical	4-Spiral Torsion Springs	Heavy-Duty Cable Return
4500 Series HD	**Heavy-Duty	YES	YES	Vertical	6-Spiral Torsion Springs	Heavy-Duty Cable Return

*For carts up to 144" wide and 24' long.
**For any width and length cart.

GRAIN TRAILERS



CONFIGURATION ORDERING KEY

Alphabetical Letter (E) = Feature
 Bullet (●) = Standard Feature in Kit
 Numeric Value (1) = Different Available Option for a Feature

Ex. of Customer's Chosen Feature: E1 [Chrome Motor Cover]

COMPATIBILITY REQUIREMENTS

The part-numbered (universal) kits are designed to fit the majority of trailers on the market.

Universal Kits Have the Following Compatibility Requirements:

- Catwalk/ladder depth must be 10" or less.
- Ladder cannot be positioned in the center of the back of the trailer.
- Vertical kits include a 10.25" pivot mount bracket.
- Sloped lots include a two-piece adjustable pivot mount bracket.
- Will not work as a reverse roll kit.
- Trailer cannot have a rear door.
- Rib/rivet spacing must be between 12" to 15".
- Crank retainers not included with kits.

MODE OF OPERATION | ROCKER

KIT NAME	P/N	ARM TYPE	FRONT	REAR RETURN
4500 Series HD	*1130836	Double Arm	Vertical	4-Spiral Torsion Springs
4500 Series HD	*1130837	Double Arm	Sloped	4-Spiral Torsion Springs
4500 Series HD		Single Arm	Vertical	Heavy-Duty Rear Cable Return
4500 Series HD		Single Arm	Sloped	Heavy-Duty Rear Cable Return

MODE OF OPERATION | SHURLINK EZR™

KIT NAME	P/N	ARM TYPE	FRONT	REAR RETURN
4500 Series HD	*1131650	Double Arm	Vertical	4-Spiral Torsion Springs
4500 Series HD	*1131651	Double Arm	Sloped	4-Spiral Torsion Springs
4500 Series HD		Single Arm	Vertical	Heavy-Duty Rear Cable Return
4500 Series HD		Single Arm	Sloped	Heavy-Duty Rear Cable Return
4500 Series HD A-Train	** ***	Double Arm	Vertical Sloped	4-Spiral Torsion Springs

MODE OF OPERATION | SHURLINK PRO™

KIT NAME	P/N	ARM TYPE	FRONT	REAR RETURN
4500 Series HD	*1131652	Double Arm	Vertical	4-Spiral Torsion Springs
4500 Series HD	*1131653	Double Arm	Sloped	4-Spiral Torsion Springs
4500 Series HD		Single Arm	Vertical	Heavy-Duty Rear Cable Return
4500 Series HD		Single Arm	Sloped	Heavy-Duty Rear Cable Return
4500 Series HD A-Train	** ***	Double Arm	Vertical Sloped	4-Spiral Torsion Springs

*See comparability requirements for design setup.

**Includes one (1) remote ONLY.

***Length of lead trailer is important in ensuring correct size wiring kit. Custom quotes required for B-Train kits.

STANDARD FEATURES AND OPTIONS

A 4500 SERIES HD KITS	
• Double Arm Kits - Univ. P/N - Fits Trailer Variety	*Standard
• Non-P/N Kits (See Trailer Listings Below)	**Add
B RETURNS	
• 4-Spring Torsion Springs per Arm	Standard
• HD Rear Cable Rtrn - Single Arm Kits - Alum. Caps	Standard
C MOUNTING BRACKETS	
• Heavy-Duty Aluminum Brackets	Standard
D TORSION ARMS	
• Heavy-Duty Aluminum Arms	Standard
E MOTOR COVERS	
• Black Motor Cover	Standard
1 Chrome Motor Cover	Add
F WIRING	
• Cab Wiring Kit - 6 Ga. x 30' Wire	Standard
• Trailer Wiring Kit - 6 Ga. w/SMARTwire™	Standard
G SPLINE CAPABILITY	
• Exposed Spline	Standard
H A-TRAIN SETUP - LEAD/PUP	
• Lead Wiring Kit - 4 Ga. w/SMARTwire™	Standard
• Coiled Wire - 4 Ga. w/Dual-Conductor Plug - 15'	Standard
1 Coiled Wire - 4 Ga. w/Dual-Conductor Plug - 20'	Add/Ea
J OTHER OPTIONS	
1 Offset Crank Retainers (2 are required)	***Add/Ea
2 Extra ShurLink™ EZR Remote	Add
3 Extra ShurLink™ PRO Remote	Add
ACCESSORIES	
1101929 Offset Crank Retainer Kit	Add/Ea
1131664 ShurLink™ LiteALL™ - 2 Light	Add/Ea

*Universal P/N kits can't be purchased in conjunction with hopper opener kits.

**Non-Part Numbered kits will include but not limit to the following trailers. (1) Stoughton, (2) Truck Equipment Tri-Axle, (3) Maurer Aluminum Trailer (Vertical), (4) Jet Company.

***Used to store crank arm.



CONFIGURATION ORDERING KEY

Alphabetical Letter (D) = Feature

Bullet (•) = Standard Feature in Kit

Numeric Value (1) = Different Available Option for a Feature

Ex. of Customer's Chosen Feature: D1 [Chrome Motor Cover]

STANDARD FEATURES AND OPTIONS

A 4500 SERIES HD KITS	
• 4-Spiral Torsion Springs per Arm	Standard
• Shur-Strap™ - Single Arm Kit w/Fabric Rear Cap	Standard
• HD Shur-Return™ - Sing. Arm Kit w/Alum. Rear Cap	Standard
B MOUNTING BRACKETS	
• Heavy-Duty Aluminum Brackets	Standard
• Rear Beam Bracket - Trailers w/Knife Gate	Standard
C TORSION ARMS	
• Heavy-Duty Aluminum Arms	Standard
D MOTOR COVERS	
• Black Motor Cover	Standard
1 Chrome Motor Cover	Add
E WIRING	
• Cab Wiring Kit - 6 Ga. x 30' Wire	Standard
• Trailer Wiring Kit - 6 Ga. w/SMARTwire™	Standard
F SPLINE CAPABILITY	
• Gate Flex™ - Double Arm Kits	Standard
• Shur-Strap™ - Single Arm Kits (Exposed Spline)	Standard
1 Manual Override - Needed w/Hinge Depth Over 2"	Add
G TARP STOP UPRIGHTS	
• Existing Tarp Stop Uprights on Trailer	*Standard
1 Easy-Off Aluminum 6" Offset Tarp Stop Upright	Add/Ea
2 Easy-Off Flexible 6" Offset Tarp Stop Upright	Add/Ea
H OTHER OPTIONS	
1 Offset Crank Retainers (2 are required)	**Add/Ea
2 Extra ShurLink™ EZR Remote	Add
3 Extra ShurLink™ PRO Remote	Add
ACCESSORIES	
1131664 ShurLink™ LiteALL™ - 2 Light	Add/Ea

*If existing tarp stop is a standard easy-off, upgrading to a 6" offset will allow tarp to roll out past top rail. Allowing tarp to not interfere with swinging door.

**Used to store crank arm.

MODE OF OPERATION | ROCKER

KIT NAME	ARM TYPE	FRONT	REAR DOOR	REAR RETURN
4500 Series HD	Double Arm	Vertical Sloped	Top Hinge	4-Spiral Torsion Springs
4500 Series HD	Double Arm	Vertical Sloped	Side Hinge	4-Spiral Torsion Springs
4500 Series HD	Double Arm	Vertical Sloped	Top Hinge w/Knife Gate	4-Spiral Torsion Springs
4500 Series HD	Double Arm	Vertical Sloped	Side Hinge w/Knife Gate	4-Spiral Torsion Springs
4500 Series HD	Single Arm	Vertical Sloped	N/A	*Heavy-Duty Rear Cable Return
4500 Series HD	Single Arm	Vertical Sloped	N/A	*Shur-Strap™

MODE OF OPERATION | SHURLINK EZR™

KIT NAME	ARM TYPE	FRONT	REAR DOOR	REAR RETURN
4500 Series HD	Double Arm	Vertical Sloped	Top Hinge	4-Spiral Torsion Springs
4500 Series HD	Double Arm	Vertical Sloped	Side Hinge	4-Spiral Torsion Springs
4500 Series HD	Double Arm	Vertical Sloped	Top Hinge w/Knife Gate	4-Spiral Torsion Springs
4500 Series HD	Double Arm	Vertical Sloped	Side Hinge w/Knife Gate	4-Spiral Torsion Springs
4500 Series HD	Single Arm	Vertical Sloped	N/A	*Heavy-Duty Rear Cable Return
4500 Series HD	Single Arm	Vertical Sloped	N/A	*Shur-Strap™

MODE OF OPERATION | SHURLINK PRO™

KIT NAME	ARM TYPE	FRONT	REAR DOOR	REAR RETURN
4500 Series HD	Double Arm	Vertical Sloped	Top Hinge	4-Spiral Torsion Springs
4500 Series HD	Double Arm	Vertical Sloped	Side Hinge	4-Spiral Torsion Springs
4500 Series HD	Double Arm	Vertical Sloped	Top Hinge w/Knife Gate	4-Spiral Torsion Springs
4500 Series HD	Double Arm	Vertical Sloped	Side Hinge w/Knife Gate	4-Spiral Torsion Springs
4500 Series HD	Single Arm	Vertical Sloped	N/A	*Heavy-Duty Rear Cable Return
4500 Series HD	Single Arm	Vertical Sloped	N/A	*Shur-Strap™

NOTE: Easy-Off 6" offset tarp stops are needed for top-hinge and side-hinge 4500 Series HD kits. Also, if aluminum cap is installed on trailer, rear cap must be at least 20-1/4" deep for system to work

NOTE: Live-Bottom kits attach to a rear door with a max hinge depth of 17".

END DUMPS



CONFIGURATION ORDERING KEY

Alphabetical Letter (A) = Feature

Bullet (●) = Standard Feature in Kit

Numeric Value (1) = Different Available Option for a Feature

Ex. of Customer's Chosen Feature: A1 [Heavy-Duty Shur-Return™]

STANDARD FEATURES AND OPTIONS

A RETURNS	
• 4-Spiral Torsion Springs per Arm	Standard
• Shur-Strap™ - Single Arm Kits	Standard
1 Heavy-Duty Shur-Return™	*N/C
2 Shock Cord Roll Return	*N/C
B MOUNTING BRACKETS	
• Heavy-Duty Aluminum Brackets	Standard
C TORSION ARMS	
• Heavy-Duty Aluminum Arms	Standard
D MOTOR COVERS	
• Black Motor Cover	Standard
1 Chrome Motor Cover	Add
E WIRING	
• Cab Wiring Kit - 6 Ga. x 30' Wire	Standard
• Trailer Wiring Kit - 6 Ga. w/SMARTwire™	Standard
1 Additional 25' of (4Ga) SMARTwire™ (100' Total)	**Add
F SPLINE CAPABILITY	
• Gate Flex™ - Double Arm Kits	Standard
• Shur-Strap™ - Single Arm Kits	Standard
1 Manual Override - Needed w/Hinge Depth Over 2"	Add
G TARP STOP UPRIGHTS	
• Existing Tarp Stop Uprights on Trailer	***Standard
1 Easy-Off Aluminum 6" Offset Tarp Stop Upright	Add/Ea
2 Easy-Off Flexible 6" Offset Tarp Stop Upright	Add/Ea
H OTHER OPTIONS	
1 Offset Crank Retainers (2 are required)	****Add/Ea
2 Extra ShurLink™ EZR Remote	Add
3 Extra ShurLink™ PRO Remote	Add
ACCESSORIES	
1131664 ShurLink™ LiteALL™-2 Light	Add/Ea

*Optional return for single-arm series.

**Needed for framed trailers 34' or longer.

***If existing tarp stop is a standard easy-off, upgrading to a 6" offset will allow tarp to roll out past top rail. Allowing tarp to not interfere with swinging door.

****Used to store crank arm.

MODE OF OPERATION | ROCKER

KIT NAME	ARM TYPE	FRONT	REAR DOOR	REAR RETURN
4500 Series HD	Double Arm	Vertical	Top Hinge	4-Spiral Torsion Springs
4500 Series HD	Double Arm	Vertical	Side Hinge	4-Spiral Torsion Springs
4500 Series HD	Double Arm	Sloped	Top Hinge	4-Spiral Torsion Springs
4500 Series HD	Double Arm	Sloped	Side Hinge	4-Spiral Torsion Springs
4500 Series HD	Single Arm	Vertical	N/A	*Shur-Strap™
4500 Series HD	Single Arm	Sloped	N/A	*Shur-Strap™

MODE OF OPERATION | SHURLINK EZR™

KIT NAME	ARM TYPE	FRONT	REAR DOOR	REAR RETURN
4500 Series HD	Double Arm	Vertical	Top Hinge	4-Spiral Torsion Springs
4500 Series HD	Double Arm	Vertical	Side Hinge	4-Spiral Torsion Springs
4500 Series HD	Double Arm	Sloped	Top Hinge	4-Spiral Torsion Springs
4500 Series HD	Double Arm	Sloped	Side Hinge	4-Spiral Torsion Springs
4500 Series HD	Single Arm	Vertical	N/A	*Shur-Strap™
4500 Series HD	Single Arm	Sloped	N/A	*Shur-Strap™

MODE OF OPERATION | SHURLINK PRO™

KIT NAME	ARM TYPE	FRONT	REAR DOOR	REAR RETURN
4500 Series HD	Double Arm	Vertical	Top Hinge	4-Spiral Torsion Springs
4500 Series HD	Double Arm	Vertical	Side Hinge	4-Spiral Torsion Springs
4500 Series HD	Double Arm	Sloped	Top Hinge	4-Spiral Torsion Springs
4500 Series HD	Double Arm	Sloped	Side Hinge	4-Spiral Torsion Springs
4500 Series HD	Single Arm	Vertical	N/A	*Shur-Strap™
4500 Series HD	Single Arm	Sloped	N/A	*Shur-Strap™

*Includes Shur-Strap™ return. Choosing heavy-duty Shur-Return™ or shock cord instead will NOT permit manual override.

NOTE: Easy-Off 6" offset tarp stops are needed for top-hinge and side-hinge 4500 Series HD kits. Also, if aluminum cap is installed on trailer, rear cap must be at least 20-1/4" deep for system to work.

NOTE: End Dump kits come with 75' of 6Ga. wire and attach to a rear door with a max hinge depth of 17".

SHUR-LOK E-SERIES

KEY FEATURES

- Express Mode Operation
- Direct Drive Motor
- Pre-Wired Sealed Control Box
- ShurLink EZR™ Remote
- SMARTwire™ Sealed Harness
- Universal Mounting Bracket for Vertical or Sloped Trailers
- Fully Assembled Front/Rear Corrosion Resistant Steel Torsion Arms w/Flex-Elbow

The Shur-Lok® E-Series features a direct drive motor with all-metal 90° gearbox providing reliability in a compact profile. Corrosion resistant coated steel torsion arms are equipped with durable elbows for flexibility for smooth operation over loads. Available for all grain trailer makes and models. The Shur-Lok® E-Series motor produces optimal rather than increased torque. No electrical energy is used to actuate the brake, so there are no electrical connections to misfire. A patented pivoting motor mount allows for any misalignment of the roll tube without stress to the system. The coated steel arms come preassembled for effortless installation. The roller bearing- style rear arm bracket has a low-friction design that won't wear out. A rubber boot on the flex-joint guards against damage from field and road debris. The custom molded wire creates a watertight connection preventing corrosion in the electrical system and allowing for quick installation without the need for stripping and crimping of wires.

The ShurLink EZR remote and express mode receiver allow you to operate the system from 100'+ away with one press of the button. Operating the Shur-Lok E-Series from you Android or Apple device is just an app download away.

DESCRIPTION

Shur-Lok® E-Series

P/N	ARM TYPE	FRONT	REAR RETURN
1133011	Double Arm	Vertical Sloped	4-Spiral Torsion Springs

NOTE: Shur-Lok® E-Series is sold without a Cab Wiring Kit.

CAB WIRING OPTIONS

DESCRIPTION	P/N
Cab Wiring for Wireless - 6 Ga. x 20' - 40 Amp	1116928
Cab Wiring for Wireless - 6 Ga. x 30' - 40 Amp	1119643
Cab Wiring for Wireless - 6 Ga. x 40' - 40 Amp	1119644
ACCESSORIES	
Offset Crank Retainer Kit	Add/Ea. 1101929



MORE PRODUCT INFORMATION

Want to learn more? Simply scan to explore further details about Shur-Lok E-Series features.

TATER-TOP

KEY FEATURES

- Powerful Worm Gear Motor
- Hinged Swing Pivot Arm w/Locking Rear Brace
- Universal Mounting Brackets
- Heavy-Duty Steel Arms
- Custom Motor Shroud
- Aluminum Latchplate
- Mini "Poor Boy" Tail
- ShurLink PRO™ and ShurLink EZR™ Remote Systems Capabilities, Available Upon Request, See Accessories Section for Details

The Tater-Top™ comes loaded with features, but without hydraulics to weigh it down! The system is lower cost with easier installation, too. The Tater-Top™ rolls and climbs to clear heaped potato loads, which means no bows are needed. Hinged pivot arms swings all the way around the back, a full 270 degrees, so nothing will obstruct the rear doors. The standard rear arm swings out and can be locked in the position, allowing operators to back into tighter spaces. Fixed rear arm also available.

Tater-Top™ potato trailer tarping system provides super-secure closure. The tarp snugs up under the latchplate—a design originally patented on the Original Shur-Lok®—and a bungee in the Shur-Lok® tarp closes it tightly, with no overhang. A mini "Poor Boy" tail replaces the face panel. The powerful worm gear motor makes for improved clearance. Our ShurLink™ electronics operate the tarp system in Express Mode, with programmable stops. 30' box limit.



MORE PRODUCT INFORMATION

Want to learn more? Simply scan to explore further details about Tater-Top features.

APEX

TIGHT SPACING

In situations where operators have limited spacing between the back of the cab and the front of the trailer, tight turns can damage automatic tarp system components. The APEX™ system's low-profile electric motor allows use of the system on trailers when other covering systems may not be a viable option.

CHALLENGING REAR DOOR HINGES

Unique two-knuckle rear arm (patent pending) allows the APEX™ to operate effectively on trailers where rear door top hinges are located as much as 10" forward from the rear of the trailer. Forward-mounted rear hinges render most other tarp systems' rear arms unusable.

SUPERIOR MOTOR AND CIRCUIT PROTECTION

APEX™ offers "Express Mode" functionality when used with capable models of Shur-Co's ShurLink™ remote controls, which provides automatic, one-push covering and uncovering without current spikes.

RETROFIT-ABLE

APEX™ is compatible with most brands of roll tarp systems with flat caps. Owners of manual side to side tarp systems interested in converting to electric OR those unsatisfied with their current electric tarp systems can upgrade by retrofitting their trailer with the APEX™.

KEY FEATURES

- Easily Covers Chip/Refuse Loads 24" Above the Trailer Top Rail
- Fits Trailers with Reduced Spacing Between the Tractor and the Trailer
- Superior Motor & Circuit Protection
- Retrofit-able to Trailers Pre-Installed Tarp Systems



MORE PRODUCT INFORMATION

Want to learn more? Simply scan to explore further details about APEX features.

BELT 'N RATCHET

5" BELT W/2" RATCHET HOLD DOWNS

STANDARD TARP STOPS

Attaches fixed tube to side of trailer.
Protective rubber top guards tarp from sharp edges.

GALVANIZED STEEL BOWS AND BRACKETS

Bracket lets bow flex to allow for box expansion.
Extended version also available.

ALUMINUM END CAPS

Sharper match for aluminum trailers. High-rise option provides more space for loads.

1" RIDGE STRAP

Stretch-resistant webbing prevents tarp sag between bows.

ROPE RETURN

Solid braid runs through hole in tarp that helps to pull the tarp over.
Secures with box hooks.

SQUARE KEY CRANK ARM

Improved pilot crank key on econo-joint makes for easier crank installations or removal.

OFFSET CRANK RETAINERS

Provides added security, eliminates pin-and-cable hassles.
Use on either side of the trailer.

18-OZ. VINYL TARP

Heat-welded seams provide an added moisture barrier.
Built-in UV inhibitors resist fading.

The Belt 'N Ratchet allows you to heap your loads above the bows and still keep your tarp tight. Cranks are available in 84" and 114" lengths. Hold-downs secure the tarp tube for uniform tension. These can be ordered as strap tie-downs in 7' or 9' lengths or as ratchets with optional quick-release straps.


An improved crank key on the econo-joint offers easy crank installation and removal. You can also order a convenient leave-on option for the crank arm, allowing it to remain attached to the trailer with a wire lock or pin.

**Electric Belt 'N Ratchet electric options are also available for most trailer types.*



MORE PRODUCT INFORMATION

Want to learn more? Simply scan to explore further details about our Belt 'N Ratchet features.



FARM BODIES

CONFIGURATION ORDERING KEY

Alphabetical Letter (B) = Feature

Bullet (●) = Standard Feature in Kit

Numeric Value (2) = Different Available Option for a Feature

Ex. of Customer's Chosen Feature: B2 [Flexible Easy-Off Tarp Stop]

COMPLETE KITS | Tarp Included

		18-OZ	22-OZ
BOX LENGTH	10'		
	11'		
	12'		
	13'		
	14'		
	15'		
	16'		
	17'		
	18'		
	19'		
	20'		
	21'		
22'			
23'			
24'			

HARDWARE QTY

SIZE	TARP STOPS	U-CLAMPS	STD BOWS	STRAPS/ RATCHETS
10' to 14'	3	6	2	3
15' to 18'	3	6	3	3
19' to 22'	4	8	4	4
23' to 24'	4	8	5	4

STANDARD FEATURES AND OPTIONS

A	HOLD-DOWNS	
•	5' Belt w/2" Ratchet Hold Down	Standard
1	Strap Hold-Down w/Hooks	Add/Ea.
2	Cable Hold-Down	Add/Ea.
B	TARP STOPS	
•	Easy-Off Tarp Stops	Standard
1	Standard Tarp Stop	Deduct/Ea.
2	Flexible Easy-Off Tarp Stop	Add/Ea.
3	6" Offset Easy-Off Tarp Stop	Add/Ea.
4	6" Offset Flexible Easy-Off Tarp Stop	Add/Ea.
C	BOWS/BRACKETS	
•	Galvanized (LR/HR) Bows	Standard
1	Adjustable Galvanized (LR/HR) Bows	Add/Ea.
2	Add'l Galvanized (LR/HR) Bows	Add/Ea.
3	Add'l Adjustable Galvanized (LR/HR) Bows	Add/Ea.
4	No Galvanized (LR/HR) Bows	Deduct/Ea.
D	END CAPS	
•	Aluminum (LR/HR) End Caps	Standard
1	Aluminum Easy-Off (LR/HR) Rear Cap	Add
2	Galvanized (LR/HR) Rear Cap	Deduct
3	Fabric (LR/HR) Rear Cap	Add
4	Poorboy Rear Tapered Flap	N/C
5	No Rear Cap	Deduct
6	Aluminum Radius/Diagonal (LR/HR) Front Cap	Add
7	Aluminum Easy-Off (LR/HR) Front Cap	Add
8	Galvanized (LR/HR) Front Cap	Deduct
9	Aluminum Universal (LR) Front Cap	Add
10	Fabric (LR/HR) Front Cap	Add
11	No Front Cap	Deduct
E	RIDGE SUPPORTS	
•	1" Ridge Strap	Standard
1	2" Ridge Strap	N/C
2	Add'l 1" or 2" Ridge Strap	*Add/Ea.
3	No Ridge Strap	Deduct/Ea.
F	ROLL RETURN	
•	Rope Return	Standard
G	CRANK ARMS	
•	Crank Arm w/Square Key	Standard
1	Crank Arm Extension	Add
2	Leave-On Crank Option	**Add
H	RETAINERS	
•	Offset Standard Retainer (2)	Standard
1	Offset Pinless Retainer (2)	Add/Set
J	TARP OPTIONS	
•	18-Oz. Vinyl Tarp - Choice of Color	***Standard
•	22-Oz Vinyl Tarp - Choice of Color	***Add
1	Multicolored Fabric (Per Added Color)	Add
2	Tarp Reinforcements	Add/Ft.
K	OTHER OPTIONS	
1	Standard Tarp Repair Kit	Add
2	Professional Tarp Repair Kit	Add
3	Bow Sock	Add/Ea.
4	Molded Roll Tube Deflectors (2)	Add/Set

*To reduce grain splatter, use two (2) ridge straps placed 11" off center or 22" apart.

**Includes stretch cord return and wire lock pin.

***Available colors: red, black, royal blue, white, yellow, green, orange, grape. Grape and Yellow N/A in 22-Oz. For tan CALL.

GRAIN TRAILERS

CONFIGURATION ORDERING KEY

Alphabetical Letter (B)	= Feature
Bullet (●)	= Standard Feature in Kit
Numeric Value (2)	= Different Available Option for a Feature

Ex. of Customer's Chosen Feature: **B2 [Flexible Easy-Off Tarp Stop]**

COMPLETE KITS | Tarp Included

	18-OZ	22-OZ
25'		
26'		
27'		
28'		
29'		
30'		
31'		
32'		
33'		
34'		
35'		
36'		
37'		
38'		
39'		
40'		
41'		
42'		
43'		
44'		
45'		
46'		
47'		
48'		
49'		
50'		
51'		
52'		
53'		
54'		

HARDWARE QTY

SIZE	TARP STOPS	U-CLAMPS	STD BOWS	STRAPS/ RATCHETS
25' to 26'	4	10	5	4
27' to 30'	5	10	6	5
31' to 34'	5	10	7	5
35' to 38'	6	14	8	6
39' to 43'	6	14	9	6
44' to 46'	7	16	10	7
47' to 50'	7	16	11	7
51' to 54'	8	18	12	8

STANDARD FEATURES AND OPTIONS

A	HOLD-DOWNS	
•	5' Belt w/2" Ratchet Hold Down	Standard
1	Strap Hold-Down w/Hooks	Add/Ea.
2	Cable Hold-Down	Add/Ea.
B	TARP STOPS	
•	Easy-Off Tarp Stops	Standard
1	Standard Tarp Stop	Deduct/Ea.
2	Flexible Easy-Off Tarp Stop	Add/Ea.
3	6" Offset Easy-Off Tarp Stop	Add/Ea.
4	6" Offset Flexible Easy-Off Tarp Stop	Add/Ea.
C	BOWS/BRACKETS	
•	Galvanized (LR/HR) Bows	Standard
1	Adjustable Galvanized (LR/HR) Bows	Add/Ea.
2	Add'l Galvanized (LR/HR) Bows	Add/Ea.
3	Add'l Adjustable Galvanized (LR/HR) Bows	Add/Ea.
4	No Galvanized (LR/HR) Bows	Deduct/Ea.
D	END CAPS	
•	Aluminum Radius Corner (LR/HR) Front Cap	Standard
1	Aluminum Easy-Off (LR/HR) Rear Cap	Add
2	Galvanized (LR/HR) Rear Cap	Deduct
3	Fabric (LR/HR) Rear Cap	Add
4	Poorboy Rear Tapered Flap	N/C
5	No Rear Cap	Deduct
6	Aluminum Square Fixed (LR/HR) Front Cap	Deduct
7	Aluminum Easy-Off (LR/HR) Front Cap	Add
8	Galvanized (LR/HR) Front Cap	Deduct
9	Aluminum Universal (LR) Front Cap	Add
10	Fabric (LR/HR) Front Cap	Add
11	No Front Cap	Deduct
E	RIDGE SUPPORTS	
•	1" or 2" Ridge Strap	Standard
1	Add'l 1" or 2" Ridge Strap (39')	*Add/Ea.
2	Add'l 1" or 2" Ridge Strap (46')	*Add/Ea.
3	Add'l 1" or 2" Ridge Strap (56')	*Add/Ea.
4	No Ridge Strap	Deduct/Ea.
F	ROLL RETURN	
•	Rope Return	Standard
G	CRANK ARMS	
•	Crank Arm w/Square Key	Standard
1	Crank Arm Extension	Add
2	Leave-On Crank Option	**Add
H	RETAINERS	
•	Offset Standard Retainer (2)	Standard
1	Offset Pinless Retainer (2)	Add/Set
J	TARP OPTIONS	
•	18-Oz Vinyl Tarp - Choice of Color	***Standard
•	22-Oz Vinyl Tarp - Choice of Color	***Add
1	Multicolored Fabric (Per Added Color)	Add
2	Active Decontamination Flap	Add/Ft.
3	Bow Reinforcements (10")	Add/Ea.
4	Tarp Reinforcements	Add/Ft.
K	OTHER OPTIONS	
1	Standard Tarp Repair Kit	Add
2	Professional Tarp Repair Kit	Add
3	Bow Sock	Add/Ea.
4	Molded Roll Tube Deflectors (2)	Add/Set

*To reduce grain splatter, use two (2) ridge straps placed 11" off center or 22" apart.

**Includes stretch cord return and wire lock pin.

***Available colors: black, red, white, royal blue, green, gray, maroon, yellow and grape. Grape and yellow N/A in 22-Oz. For tan CALL.

END DUMPS

CONFIGURATION ORDERING KEY

Alphabetical Letter (B) = Feature

Bullet (•) = Standard Feature in Kit

Numeric Value (2) = Different Available Option for a Feature

Ex. of Customer's Chosen Feature: B2 [Flexible Easy-Off Tarp Stop]

COMPLETE KITS | Tarp Included

	STD BOWS	HD BOWS	TURNING POINT™	DURABOW™ ALUM BOWS
BOX LENGTH	20'			
	21'			
	22'			
	23'			
	24'			
	25'			
	26'			
	27'			
	28'			
	29'			
	30'			
	31'			
	32'			
	33'			
	34'			
	35'			
	36'			
	37'			
	38'			
	39'			
	40'			
	41'			
	42'			
	43'			
	44'			
	45'			
	46'			
	47'			
	48'			

STANDARD FEATURES AND OPTIONS

A HOLD-DOWNS

- 5' Belt w/2" Ratchet Hold Down Standard
- 1 Strap Hold-Down w/Hooks Add/Ea.
- 2 Cable Hold-Down Add/Ea.

B TARP STOPS

- Easy-Off Tarp Stops Standard
- 1 Standard Tarp Stop Deduct/Ea.
- 2 Flexible Easy-Off Tarp Stop Add/Ea.
- 3 6" Offset Easy-Off Tarp Stop Add/Ea.
- 4 6" Offset Flexible Easy-Off Tarp Stop Add/Ea.

C BOWS/BRACKETS

- 1 Turning Point Bows - For Alumatech Trailers *Add
- 2 Adjustable Galvanized (LR/HR) Bows Add/Ea.
- 3 No Galvanized (LR/HR) Bows Deduct/Ea.
- 4 No Heavy-Duty Bows Deduct/Ea.
- 5 No Aluminum Bows Deduct/Ea.
- 6 No Durabow™ Bows Deduct/Ea.
- 7 Aluminum Brackets - For Durabow™ (2) Add/Set

D END CAPS

- Fabric (LR/HR) Front/Rear Caps Standard
- 1 Combo Caps N/C
- 2 Poorboy Rear Tapered Flap N/C
- 3 No Rear Cap Deduct
- 4 Aluminum Universal (LR) Front Cap N/C
- 5 Poorboy Front Tapered Flap N/C
- 6 Poorboy Front Radius/Diagonal Fitted Flap N/C
- 7 No Front Cap Deduct

E RIDGE SUPPORTS

- 1" Ridge Strap - Std. & Alum. Bow Kit Standard
- Ridgepole - HD Bow Kit & TP Bow Kit Standard
- 1 Add'l 1" or 2" Ridge Strap (39') Add/Ea.
- 2 Add'l 1" or 2" Ridge Strap (46') Add/Ea.
- 3 Add'l 1" or 2" Ridge Strap (56') Add/Ea.
- 4 No Ridge Strap Deduct/Ea.

F ROLL RETURN

- Rope Return Standard

G CRANK ARMS

- Crank Arm w/Extension/Square Key Standard
- 1 Standard Square Key Crank Arm Deduct
- 2 Leave-On Crank Option **Add

H RETAINERS

- Offset Standard Retainer (2) Standard
- 1 Offset Pinless Retainer (2) Add/Set

J TARP OPTIONS

- 22-Oz Vinyl Tarp - Choice of Color ***Standard
- 1 Multicolored Fabric (Per Added Color) Add
- 2 Bow Reinforcements (10") Add
- 3 Tarp Reinforcements Add/Ft.

K OTHER OPTIONS

- 1 Standard Tarp Repair Kit Add
- 2 Professional Tarp Repair Kit Add
- 3 Bow Sock Add/Ea.
- 4 Molded Roll Tube Deflectors (2) Add/Set

*Turning Point™ bows/brackets are used for 39' Alumatech trailer ONLY.

**Includes stretch cord return and wire lock pin.

***Available colors: black, red, white, royal blue, green, gray, maroon, yellow and grape. Grape and Yellow N/A in 22-Oz. For tan CALL.

NOTE: There is NO deduction in cost if you downgrade to 18-Oz. fabric and NO warranty on the tarp.

HARDWARE QTY

SIZE	TARP STOPS	RATCHETS	STD BOWS	HD BOWS	TURNING POINT™	DURABOW™	ALUM BOWS
20' to 22'	3	3	4	2	3	4	4
23'	3	3	4	2	3	5	5
24' to 26'	4	4	5	2	4	5	5
27' to 30'	5	5	6	2	5	6	6
31' to 34'	5	5	7	2	5	7	7
35' to 38'	6	6	8	3	6	8	8
39' to 43'	6	6	9	3	6	9	9
44' to 46'	7	7	10	3	7	10	10
47' to 48'	7	7	11	4	7	11	11

TARP PRICING DIRECTIONS

Pricing given is for black fabric ONLY; add tarp options for a final price. For all other colors, add tarp price and tarp options, find the subtotal and then add a 15% upcharge. [TARP + OPTIONS = SUBTOTAL x 15% = UPCHARGE] Additional available colors: royal blue, white, red, yellow, green, grape, maroon, tan, or gray. (DiamondCore™ is for grain trailers ONLY and is ONLY available in black.)

Replacement tarp pricing for 2" & 3" roll tubes are the same price. The roll tube pocket for a 2" roll tube is 5" and the pocket for a 3" roll tube is 7".

	(BOX WIDTH) FINISHED TARP WIDTH			
	(96") / 112"	(102") / 118"	(96") / 112"	(102") / 118"
	18-OZ TARP		22-OZ TARP	22-OZ w/RIDGEPOLE
TARP LENGTH				
10'				
11'				
12'				
13'				
14'				
15'				
16'				
17'				
18'				
19'				
20'				
21'				
22'				
23'				
24'				
25'				
26'				
27'				
28'				
29'				
30'				
31'				
32'				
33'				
34'				
35'				
36'				
37'				
38'				
39'				
40'				
41'				
42'				
43'				
44'				
45'				
46'				
47'				
48'				
49'				
50'				
51'				
52'				
53'				
54'				

18-OZ TARP OPTIONS

Multicolored Fabric	Add/Ea.
Tarp Reinforcements	Add/Ft.
Poorboy Rear Tapered Flap	Add
Poorboy Front Tapered Flap	Add
Poorboy Diag./Radius fitted Flap	Add
Additional 6" in Width	Add/Ft.

22-OZ/MESH TARP OPTIONS

Multicolored Fabric	Add/Ea.
Tarp Reinforcements	Add/Ft.
Poorboy Rear Tapered Flap	Add
Poorboy Front Tapered Flap	Add
Poorboy Diag./Radius fitted Flap	Add
Additional 6" in Width	Add/Ft.

SIZE	U-CLAMPS
10' to 18'	8
19' to 34'	10
35' to 43'	14
44' to 50'	16
51' to 54'	18

U-CLAMPS

2" ROLL TUBE

1115966	U-Clamp Kit 2" - (3)
1118643	U-Clamp Kit 2" - (8)
1118644	U-Clamp Kit 2" - (10)
1118663	U-Clamp Kit 2" - (14)

3" ROLL TUBE

1126790	U-Clamp Kit 3" - (3)
1126791	U-Clamp Kit 3" - (8)
1126792	U-Clamp Kit 3" - (10)
1126793	U-Clamp Kit 3" - (14)

NOTE: Includes self-tapping screws.

SQUARE KEY



- Pivots on a Knuckle and Folds for Storage
- Stores on Side to Assist Rear Doors

RATCHET HOLD-DOWN



- Available in D-Ring and Feed-Through Hook Styles
- Optional Quick-Release Straps

STRAP TIE DOWN



- Fast and Easy to Use
- Durable, Withstands Use
- In 7' and 9' Lengths

ROPE



- Solid Braid Run Through Hole in Tarp Helps to Pull Tarp Over
- Secure with Box Hooks

CABLE-LOK

KEY FEATURES

- Galvanized Bows and Brackets
- Easy-Off Tarp Stops
- Galvanized End Caps
- Standard Crank Arm w/Reinforced Flexible Hose Assembly
- Aluminum Roll Tube w/Channeled Tarp Attachment
- Galvanized Fixed Tube
- Spool with Galvanized Cable and Zinc-Plated Ratchet
- Adjustable Tension
- J-Hook Retainer w/7" Standoff
- 1" Ridge Strap
- 18-Oz. Vinyl Tarp w/ Heat Welded Seams
- No-Weld Install

Now you can quick-roll your tarp while standing in one spot. Cable-Lok™ keeps the tarp moving smoothly from fully open to completely closed.

Spring-loaded tension with cable attachment keeps the tarp tight and covers boxes up to 24' long and 12' wide. The Cable-Lok™ has an extruded tarp attachment slot running the full length of the aluminum roll tube. Once inserted, a safety rod anchors the tarp in place for easier removal, if necessary. Tension is distributed evenly along the fabric for no binding, overlap or friction.

Our easy-off tarp stops let you remove the tarp with minimal tools in the shortest amount of time. An upgrade to 6" easy-off stops will store the tarp off to the side of the top rail.



CABLE-LOK ELECTRIC

KEY FEATURES | ROCKER SWITCH

SMARTDrive™ motor, Durabuilt™ Motor, Wire or SMARTwire™ with Dual-Conductor Plug, Switch, Solenoid, Breaker, Arm, Bungee Return

KEY FEATURES | SHURLINK™ REMOTES

SMARTDrive™ motor, Durabuilt™ Motor, Wire/SMARTwire™ with Dual-Conductor Plug, Switch, Solenoid, Breaker, Arm, Bungee Return, ShurLink PRO™/EZR™ Wireless Kit

SMARTDRIVE™ MOTOR

The SMARTDrive™ motor is backed by a 3-year warranty and a 1-year warranty on electrical. Utilizes Shur-Co's exclusive SMARTwire™, which features 100% sealed connections and eliminates crimped ends, ring terminals, premature motor failure, and wire corrosion.

DURABUILT™ MOTOR

The Durabuilt™ motor is backed by a 3-year warranty. All wiring, cable ties and connectors necessary for installation are included in the system when you receive it.



MORE PRODUCT INFORMATION

Want to learn more? Simply scan to explore further details about Cable-Lok features.



CONFIGURATION ORDERING KEY

Alphabetical Letter (A) = Feature

Bullet (●) = Standard Feature in Kit

Numeric Value (1) = Different Available Option for a Feature

Ex. of Customer's Chosen Feature: **A1 [6" Offset Easy-Off Tarp Stop]**

COMPLETE KITS | Tarp Included

	BOX WIDTH					
	8'	8'6"	9'	10'	11'	12'
BOX LENGTH	8'					
	9'					
	10'					
	11'					
	12'					
	13'					
	14'					
	15'					
	16'					
	17'					
	18'					
	19'					
	20'					
	21'					
	22'					
	23'					
	24'					

HARDWARE QUANTITY

STANDARD (102" OR LESS)	TARP STOPS	STD BOWS
6' to 9'	2	2
10' to 14'	3	2
15' to 18'	3	3
19' to 22'	4	4
23' to 26'	4	5
27' to 30'	5	6
X-WIDE (103" or More)	TARP STOPS	X-WIDE BOWS
6' to 9'	2	2
10' to 11'	3	2
12' to 15'	3	3
16' to 18'	3	4
19'	4	4
20' to 23'	4	5
24' to 26'	4	6
27'	5	6
28' to 30'	5	7

STANDARD FEATURES AND OPTIONS

A TARP STOPS	
• Easy-Off Tarp Stops	Standard
1 6" Offset Easy-Off Tarp Stop	Add/Ea.
B BOWS/BACKETS	
• Galvanized (LR/HR) Bows (102" or Less)	Standard
• Galvanized (HR/Flat) Bows (103" or More)	*Standard
1 Add'l Galvanized (LR/HR) Bow (102" or Less)	Add/Ea.
2 Add'l Galvanized (HR) Bow (103" or More)	Add/Ea.
3 Add'l Galvanized (Flat) Bow (103" or More)	*Add/Ea.
4 Adjustable Bow Bracket - For Slanted w/Angle Ext.	Add/Ea.
C END CAPS	
• Galvanized (LR/HR) End Cap (102" or Less)	Standard
• Galvanized (LR/HR) End Cap (103" or More)	Standard
1 Aluminum (LR/HR) End Caps (102" or Less)	Add/Set
D RIDGE SUPPORTS	
• 1" Ridge Strap - Over 8'6" Gets 2	Standard
1 Add'l 1" Ridge Strap (25')	Add/Ea.
2 No Ridge Strap	Deduct/Ea.
E CRANK ARMS	
• Galvanized Telescoping Crank (8'3" to 11'6")	Standard
1 Galvanized Telescoping Crank (6'1" to 9'4")	N/C
2 Galvanized Telescoping Crank (9'7" to 12'10")	N/C
3 Galvanized Crank - 1 Pc.	Deduct
F RETAINERS	
• Stainless Crank Ret. Clip & Univ. Crank Support (1)	Standard
1 Add'l Stainless Crank Retainer Clip	Add
2 Stainless Crank Retainer Clip w/Standoff	Add
3 Crank Retainer w/Standoff - For 1-Pc. Crank	Deduct
4 No Univ. Crank Support	Deduct
G SPOOLS/CABLES	
• Spool w/18" Galvanized Cables/Ratchets	Standard
1 42" Galvanized Cables/Ratchets	N/C
H ROLL TUBE/TARP ATTACHMENT	
• Ext. Alum. Roll Tube/Channeled Tarp Attachment	Standard
J FIXED TUBE	
• Galvanized Fixed Tube	Standard
K TARP OPTIONS	
• 18-Oz. Vinyl Tarp - Choice of Color	**Standard

*Flat bows/caps work best installed on carts with tip-top extensions.

To ensure water shed-ability, do NOT install on carts without extensions.

**Available Colors: black, red, white, royal blue, green, gray, maroon, yellow and grape. For tan CALL.



CONFIGURATION ORDERING KEY

Alphabetical Letter (B) = Feature
Bullet (●) = Standard Feature in Kit
Numeric Value (2) = Different Available Option for a Feature
Ex. of Customer's Chosen Feature: B2 [No Galvanized (LR/HR) Bow]

COMPLETE KITS | Tarp Included

BOX LENGTH	8'	8'6"
	8'	
	9'	
	10'	
	11'	
	12'	
	13'	
	14'	
	15'	
	16'	
	17'	
	18'	
	19'	
	20'	
	21'	
	22'	
	23'	
	24'	

HARDWARE QUANTITY

SIZE	TARP STOPS	STD BOWS
8' to 10'	3	2
11' to 14'	3	2
15' to 18'	3	4
19' to 22'	4	5
23' to 24'	4	6

STANDARD FEATURES AND OPTIONS

A TARP STOPS		
• Easy-Off Tarp Stop		Standard
1 6" Offset Easy-Off Tarp Stop		Add/Ea.
B BOWS/BRACKETS		
• Galvanized (LR/HR) Bows		Standard
1 Add'l Galvanized (LR/HR) Bow		Add/Ea.
2 No Galvanized (LR/HR) Bow		Deduct/Ea.
C END CAPS		
• Galvanized (LR/HR) End Cap		Standard
1 Aluminum (LR/HR) End Caps		Add/Set
D RIDGE SUPPORTS		
• 1" Ridge Strap		Standard
1 Add'l 1" Ridge Strap (25')		Add/Ea.
2 No Ridge Strap		Deduct/Ea.
E CRANK ARMS		
• Galvanized Telescoping Crank (6'1" to 9'4")		Standard
1 Galvanized Telescoping Crank (4'9" to 7'10")		N/C
2 Galvanized Telescoping Crank (8'3" to 11'6")		N/C
3 Galvanized Crank - 1 Pc.		Deduct
F RETAINERS		
• Stainless Crank Retainer Clip (1)		Standard
1 Add'l Stainless Crank Retainer Clip		Add
2 Stainless Crank Retainer Clip w/Standoff		Add
3 Crank Retainer w/Standoff - For 1-Pc. Crank		Deduct
G SPOOLS/CABLES		
• Spool w/18" Galvanized Steel Cables/Ratchets		Standard
1 42" Galvanized Steel Cables/Ratchets		N/C
H ROLL TUBE/TARP ATTACHMENT		
• Ext. Alum. Roll Tube/Channeled Tarp Attachment		Standard
J FIXED TUBE		
• Galvanized Fixed Tube		Standard
K TARP OPTIONS		
• 18-Oz. Vinyl Tarp - Choice of Color		*Standard
ACCESSORIES		
1119518 Cable-Lok™ Elec - Durabuilt™ - FB - Rocker - 75' Wire		Add/Ea.
1131734 Cable-Lok™ Elec - Durabuilt™ - FB - ShurLink EZR™		Add/Ea.
1131740 Cable-Lok™ Elec- SMARTdrive™ - FB - Rocker		Add/Ea.
1131755 Cable-Lok™ Elec- SMARTdrive™ - FB - ShurLink EZR™		Add/Ea.

*Available colors: red, black, royal blue, green, gray, maroon, yellow and grape. For tan CALL.



CONFIGURATION ORDERING KEY

Alphabetical Letter (B) = Feature

Bullet (●) = Standard Feature in Kit

Numeric Value (2) = Different Available Option for a Feature

Ex. of Customer's Chosen Feature: B2 [Galvanized (LR/HR) Bow - Std. Mount]

COMPLETE KITS | Tarp Included

	8'	8'6"
BOX LENGTH	8'	
	9'	
	10'	
	11'	
	12'	
	13'	
	14'	
	15'	
	16'	
	17'	
	18'	
	19'	
	20'	
	21'	
	22'	
	23'	
24'		

HARDWARE QUANTITY

SIZE	TARP STOPS	STD BOWS
8' to 10'	3	2
11' to 14'	3	3
15' to 18'	3	4
19' to 22'	4	5
23' to 24'	4	6

STANDARD FEATURES AND OPTIONS

A TARP STOPS		
• Pwdr-Coated Easy-Off w/Stainless Stop Bdy		Standard
1 Pwdr-Coated Easy-Off w/Plated Steel Stop Bdy		N/C
2 Pwdr-Coated 6" Offset EO w/Plated Steel Stop Bdy		Add/Ea.
B BOWS/BACKETS		
• Stainless (LR/HR) Bows - Top Mount		Standard
1 Stainless (LR/HR) Bow - Std. Mount		Add/Ea.
2 Galvanized (LR/HR) Bow - Std. Mount		Deduct/Ea.
3 No Stainless (LR/HR) Bow - Top Mount		Deduct/Ea.
C END CAPS		
• Stainless (LR/HR) End Cap		Standard
1 Galvanized (LR/HR) End Caps		Deduct/Set
2 No Stainless (LR/HR) End Caps		Deduct/Set
D RIDGE SUPPORTS		
• Stainless 1" Ridge Strap		Standard
1 1" Ridge Strap w/Powder-Coated Components		Deduct/Ea.
2 Addtl Stainless 1" Ridge strap (25')		Add/Ea.
3 Addtl 1" Ridge Strap w/Powder-Coated (25')		Add/Ea.
4 No Stainless Ridge Strap		Deduct/Ea.
E CRANK ARMS		
• Stainless Telescoping Crank (6'1" to 9'4")		Standard
1 Stainless Telescoping Crank (4'9" to 7'10")		N/C
2 Stainless Telescoping Crank (8'3" to 11'6")		N/C
3 Stainless Crank - 1 Pc.		Deduct
F RETAINERS		
• Stainless Crank Retainer Clip (1)		Standard
1 Addtl Stainless Crank Retainer Clip		Add
2 Stainless Crank Retainer Clip w/Stainless Standoff		Add
3 Stainless Crank Retainer w/Standoff - 1-Pc. Crank		Deduct
G SPOOLS/CABLES		
• Spool w/18" Stainless Cables/Ratchets		Standard
1 42" Stainless Cables/Ratchets		N/C
H ROLL TUBE/TARP ATTACHMENT		
• Ext. Alum. Roll Tube/Channeled Tarp Attachment		Standard
J FIXED TUBE		
• Stainless Fixed Tube		Standard
K TARP OPTIONS		
• 18-Oz. Vinyl Tarp - Choice of Color		*Standard
ACCESSORIES		
1119514 Cable-Lok™ Elec - Durabuilt™ - FT - Rocker - SS		Add/Ea.
1131737 Cable-Lok™ Elec - Durabuilt™ - FT - ShurLink EZR™ - SS		Add/Ea.
1131741 Cable-Lok™ Elec- SMARTdrive™ - FT - Rocker - SS		Add/Ea.
1131748 Cable-Lok™ Elec- SMARTdrive™ - FT - ShurLink EZR™ - SS		Add/Ea.

*Available colors: red, black, royal blue, green, gray, maroon, yellow and grape. For tan CALL.

TARP PRICING DIRECTIONS

Pricing given is for black fabric ONLY. For all other colors, add a 15% upcharge to the price. Additional available colors: black, red, white, royal blue, green, gray, maroon, yellow and grape. For tan CALL.

NOTE: Typical tarp length is 1' LESS than box length.

	BOX WIDTH*					
	8'	8'6"	9'	10'	11'	12'
TARP LENGTH*	7'					
	8'					
	9'					
	10'					
	11'					
	12'					
	13'					
	14'					
	15'					
	16'					
	17'					
	18'					
	19'					
	20'					
	21'					
	22'					
	23'					

*Box length is required to determine tarp length. End cap height is needed to determine tarp width.

FARM BODIES | FERTILIZER TENDERS

COMPLETE KITS | CABLE-LOK™ ELECTRIC (Available up to 24' only)

	COMPONENTS	P/N	MODE OF OPERATION	PRICE	P/N	MODE OF OPERATION
FARM BODIES						
Durabuilt™	Galvanized	*1119518	Rocker		*1131734	EZR™
Durabuilt™	Stainless	*1123970	Rocker		*1131736	EZR™
SMARTdrive™	Galvanized	**1131740	Rocker Express		**1131755	EZR™ Express
SMARTdrive™	Stainless	**1131749	Rocker Express		**1131744	EZR™ Express
FERTILIZER TENDERS						
Durabuilt™	Stainless	*1119514	Rocker		*1131737	EZR™
SMARTdrive™	Stainless	**1131741	Rocker Express		**1131748	EZR™ Express
FERTILIZER TENDER TRAILERS						
Durabuilt™	Stainless	*1123973	Rocker		*1131738	EZR™
SMARTdrive™	Stainless	N/A			**1131739	EZR™ Express

*Will NOT operate in Express Mode.

**Can be upgraded to remote by ordering P/N 1131576 (EZR™) or P/N 1131575 (PRO).

MODE OF OPERATIONS

- **Rocker** - Uses Durabuilt™ Motor. Operate the tarp system by utilizing a rocker switch inside the cab.
- **ShurLink™** - Uses the Durabuilt™ Motor. Operate the tarp system by ShurLink EZR™, ShurLink PRO™ remotes or by utilizing the buttons on the receiver located on the box. The Express Mode feature is NOT compatible with this option.
- **Rocker Express** - Uses the sealed SMARTdrive™ motor. Operate the tarp system by utilizing the express rocker switch located inside the cab or by pressing the buttons on the ShurLink™ receiver located on the box. One push of the button will open and close tarp system automatically in Express Mode.
- **ShurLink™ Express** - Uses the sealed SMARTdrive™ motor. Operate the tarp system in Express Mode by ShurLink EZR™, ShurLink PRO™ remotes or by utilizing the buttons on the ShurLink™ receiver located on the box. One push of the bottom on remote or receiver box will open and close tarp system automatically in Express Mode.

JOHN DEERE | CURRENT BOXES

- **Manual Operation** - A telescoping crank handle, typically located at the rear of the machine, operates the tarp system.
- **CommandCenter™** - The sealed SMARTdrive motor operates the tarp system within the cab by utilizing the CommandCenter™ touch screen or by pressing the buttons on the ShurLink™ receiver located on the spreader box. One push of the button will open and close the tarp system automatically in Express Mode. NOTE: The ShurLink™ receiver can operate the tarp without powering or booting up the CommandCenter™.
- **Rocker Express** - The sealed Smartdrive motor operates the tarp system in Express Mode by ShurLink EZR™, ShurLink PRO™ remotes or by utilizing the buttons on the ShurLink™ receiver located on the box. One push of the remote or receiver box button will open and close the tarp system automatically in Express Mode.

COMPLETE KITS | Tarp Included In Price

APPLICATOR		MANUAL	SPINNER	BIN TYPE	BOX SIZE	BLACK	YELLOW
	CHASSIS - 800R						
	DS35	1126989	G4	1-2 Bin	14 _s x 102 _s	1901831	1901832
	DS35	1126992	G4	3-4 Bin	11 _s 8 _s x 102 _s	1901828	1901829
	CHASSIS - 600R / 612R / 616R						
	DS30	1126997	G4	1-2 Bin	11 _s x 120 _s	1901922	1902060
	CHASSIS - 400R / 408R / 410R / 412R / 600R / 612R / 616R						
	DS20	1127001	G4	1-2 Bin	11 _s x 96 _s	1901921	1902061
		SMARTDRIVE™ MOTOR					
		***COMMANDCENTER™	SPINNER	BIN TYPE	BOX SIZE	BLACK	YELLOW
	CHASSIS - 800R						
	DS35	1131752	G4 Edge/G5	1-2 Bin	14' x 102"	1901831	1901832
	DS35	1131753	G4 Edge/G5	3-4 Bin	11'8" x 102"	1901828	1901829
	DS35	1131756	G4	1-2 Bin	14' x 102"	1901831	1901832
	DS35	1131757	G4	3-4 Bin	11'8" x 102"	1901828	1901829
	AB30	*1131758		1 Bin	12' x 89"	1901858	1902092
	CHASSIS - 600R / 612R / 616R						
	DS30	1132655	G4 Edge/G5	1-2 Bin	11' x 120"	1901922	1902060
	DS30	1131760	G4	1-2 Bin	11' x 120"	1901922	1902060
	DS30	**1131763	G4	1-2 Bin	11' x 120"	1901922	1902060
	NL720	1133095		1-2 Bin	11'6" x 102"	1902976	CALL
	CHASSIS - 400R / 408R / 410R / 412R / 600R / 612R / 616R						
	DS20	1132656	G4 Edge/G5	1-2 Bin	11' x 96"	1901921	1902061
	DS20	1131762	G4	1-2 Bin	11' x 96"	1901921	1902061
	DS20	**1131763	G4	1-2 Bin	11' x 96"	1901921	1902061
		SMARTDRIVE™ MOTOR					
		***ROCKER EXPRESS	SPINNER	BIN TYPE	BOX SIZE	BLACK	YELLOW
	CHASSIS - 800R						
	DS35	1131742	G4/G5	1-2 Bin	14' x 102"	1901831	1901832
	DS35	1131750	G4/G5	3-4 Bin	11'8" x 102"	1901828	1901829
	AB30	*1131743	G4	1 Bin	12' x 89"	1901858	1902092
	CHASSIS - 600R / 612R / 616R						
	DS30	1131745	G4/G5	1-2 Bin	11' x 120"	1901922	1902060
	AB200DS	1133022	G5	1-2 Bin	12'1" x 90"	1902480	1902968
	CHASSIS - 400R / 408R / 410R / 412R / 600R / 612R / 616R						
	DS20	1131751	G4/G5	1-2 Bin	11' x 96"	1901921	1902061
	DS20	**1131754	G4	1-2 Bin	11' x 96"	1901921	1902061

*Window built into end cap.

**Model year is older than 2020.

***Can be upgraded to ShurLink™ remote by ordering P/N 1131576 (EZR™) or P/N 1131575 (PRO).

NOTE: Boxes with Multi-Applier are dimensionally the same as single-bin configurations. Boxes with MultiBin Configurations are 2'4" shorter than the provided dimension.

P/N	DESCRIPTION
1129521	Bow Divider Kit DN495/DS35
1129163	Bow Divider Kit DN456/DS20
1128156	Bow Divider Kit DN485/DS30
1133026	Bow Divider Kit AB200DS
1131576	ShurLink EZR™ Remote
1131575	ShurLink PRO™ Remote w/Cradle/Charging Cable

APPLICATOR CROSS REFERENCE CHART	
DS35	same as DN495
DS20	same as DN456
DS30	same as DN485
AB30	same as AB485

JOHN DEERE | LEGACY BOXES

- **Manual Operation** - A telescoping crank handle, typically located at the rear of the machine, operates the tarp system.
- **Rocker** - Uses the Durabuilt™ Motor. Operate the tarp system by utilizing a rocker switch inside the cab.
- **ShurLink EZR™** - Uses the Durabuilt™ Motor. Operate the tarp system by ShurLink EZR™ remote or by utilizing the buttons on the receiver located on the spreader box. The Express Mode feature is NOT compatible with this option.
- **Rocker Express** - The sealed Smartdrive motor operates the tarp system in Express Mode by ShurLink EZR™, ShurLink PRO™ remotes or by utilizing the buttons on the ShurLink™ receiver located on the box. One push of the remote or receiver box button will open and close the tarp system automatically in Express Mode.
- **ShurLink EZR™ Express** - Uses the sealed SMARTdrive™ motor. Operate the tarp system in Express Mode by ShurLink EZR™ remote or by utilizing the buttons on the ShurLink™ receiver located on the spreader box. One push of the button on remote or receiver box will open and close tarp system automatically in Express Mode.

COMPLETE KITS | Tarp Included In Price

	MANUAL		SPINNER	BIN TYPE	BOX SIZE	BLACK	YELLOW	
APPLICATOR	CHASSIS - 4920 / 4930 / 4940							
	L3020 L3220	1119354	G4	1-2 Bin	11s x 96s	1901101	1901104	
	L3030 L2020	1119355	G4	1-2 Bin	11s x 120s	1901102	1901105	
	CHASSIS - R4030 / R4038 / R4044 / R4045 / R4060							
	NL200	1119354	G4	1-2 Bin	11s x 96s	1901101	1901104	
	CHASSIS - R4044 / R4045 / R4060							
	NL300	1119355	G4	1-2 Bin	11s x 120s	1901102	1901105	
	TRACTOR PULLED							
	DN345	1119356	G4	1-2 Bin	16s x 102s	1901103	1901106	
	DURABUILT™ MOTOR							
		*ROCKER	*EZR™	SPINNER	BIN TYPE	BOX SIZE	BLACK	YELLOW
	CHASSIS - 800R							
	L3020 L3220	1119357	1131713	G4	1-2 Bin	11s x 96s	1901101	1901104
	L3030 L2020	1119358	1131714	G4	1-2 Bin	11s x 120s	1901102	1901105
	CHASSIS - R4030 / R4038 / R4044 / R4045 / R4060							
	NL200	1119357	1131713	G4	1-2 Bin	11s x 96s	1901101	1901104
	CHASSIS - 400R / 408R / 410R / 412R / 600R / 612R / 616R							
NL300	1119358	1131714	G4	1-2 Bin	11s x 120s	1901102	1901105	
TRACTOR PULLED								
DN345	1119359	1131719	G4	1-2 Bin	16s x 102s	1901103	1901106	
SMARTDRIVE™ MOTOR								
	**ROCKER EXPRESS	**EZR™ EXPRESS	SPINNER	BIN TYPE	BOX SIZE	BLACK	YELLOW	
CHASSIS - 4920 / 4930 / 4940								
L3020 L3220	1131746	1131721	G4	1-2 Bin	11s x 96s	1901101	1901104	
L3030 L2020	1132525	1131722	G4	1-2 Bin	11s x 120s	1901102	1901105	
CHASSIS - R4030 / R4038 / R4044 / R4045 / R4060								
NL200	1131746	1131721	G4	1-2 Bin	11s x 96s	1901101	1901104	
CHASSIS - R4044 / R4045 / R4060								
NL300	1132525	1131722	G4	1-2 Bin	11s x 120s	1901102	1901105	
TRACTOR PULLED								
DN345	CALL	CALL	G4	1-2 Bin	16s x 102s	1901103	1901106	

*Will NOT operate in express mode.

**Can be upgraded to remote by ordering P/N 1131576 (EZR™) or P/N 1131575 (PRO).

NOTE: Boxes with Multi-Applier are dimensionally the same as single-bin configurations.

NOTE: All kits come with Easy-Off end caps. NO fasteners needed during installation.

NEW LEADER MANUFACTURING

COMPLETE KITS | Tarp Included In Price

APPLICATOR	MANUAL		SPINNER	BIN TYPE	BOX SIZE	***TARP CODE
	NL4500	----- CALL	G4 Edge	1-2 Bin	11'9" x 102"	CL 1009 119
	L4000	----- CALL	G4	1-2 Bin	14' x 102"	CL 1300 119
	DURABUILT™ MOTOR					
	*ROCKER	*EZR™	SPINNER	BIN TYPE	BOX SIZE	***TARP CODE
	NL5000	----- CALL	G5	1-2 Bin	14' x 102"	CL 1300 119
	NL4500	1129732	G4 Edge	1-2 Bin	11' 9" x 102"	CL 1009 119
	L4000	1129721	G4	1-2 Bin	14' x 102"	CL 1300 119
	SMARTDRIVE™ MOTOR					
	ROCKER EXPRESS	**EZR™ EXPRESS	SPINNER	BIN TYPE	BOX SIZE	*TARP CODE
	NL5000	----- CALL	G5	1-2 Bin	14' x 102"	CL 1300 119
	NL4500	----- CALL	G4 Edge	1-2 Bin	11' 9" x 102"	CL 1009 119
	L4000	----- CALL	G4	1-2 Bin	14' x 102"	CL 1300 119

*Will NOT operate in express mode.

**Can be upgraded to ShurLink™ remote by ordering P/N 1131576 (EZR™) or P/N 1131575 (PRO).

***Available Colors: red, white, royal blue, green, gray, maroon, yellow and grape. For tan CALL.

NOTE: Call for pricing on any kits; NL5000 G5 / NL4500 G4 Edge / L4000 G4 / L5034 G4 / NL5060 G5 / NL4560 G4 Edge / NL345 G4 Edge / NL600 G4 / NL450 G4

CASE IH COMPLETE KITS | Tarp Included In Price

APPLICATOR	MANUAL		SPINNER	BIN TYPE	BOX SIZE	***TARP CODE	
	TRIDENT						
	NL4500T	----- CALL	G4 Edge	1-2 Bin	11'9" x 102"	CL 1009 119	
	DURABUILT™ MOTOR						
	*ROCKER		*EZR™	SPINNER	BIN TYPE	BOX SIZE	***TARP CODE
	TRIDENT						
	NL5000T	----- CALL	----- CALL	G5	1-2 Bin	11'9" x 102"	CL 1009 119
	NL4500T	1129734	1131727	G4 Edge	1-2 Bin	11'9" x 102"	CL 1009 119
	SMARTDRIVE™ MOTOR						
	ROCKER EXPRESS		**EZR™ EXPRESS	SPINNER	BIN TYPE	BOX SIZE	*TARP CODE
TRIDENT							
NL5000T	----- CALL	1133052	G5	1-2 Bin	11'9" x 102"	CL 1009 119	
NL4500T	1131747	1131728	G4 Edge	1-2 Bin	11'9" x 102"	CL 1009 119	
SMARTDRIVE™ MOTOR							
NLM IN-CAB CONTROL		SPINNER	BIN TYPE	BOX SIZE	*TARP CODE		
TRIDENT							
NL720	1133094		1-2 Bin	13'6" x 102"	CL 1206 119		
NL720	1133095		1-2 Bin	11'6" x 102"	CL 1006 119		

*Will NOT operate in express mode.

**Can be upgraded to ShurLink™ remote by ordering P/N 1131576 (EZR™) or P/N 1131575 (PRO).

***Available Colors: red, white, royal blue, green, gray, maroon, yellow and grape. For tan CALL.

NOTE: Call for pricing on any kits; Titan Series Floaters NL5000 G5/ NL 4500 G4 Edge | Trident 5550 Combination Applicator NL5000T G5 / NL4500T G4 Edge

AGCO COMPLETE KITS | Tarp Included In Price

APPLICATOR		MANUAL			SPINNER	BIN TYPE	BOX SIZE	***TARP CODE	
	ROGATOR								
	NL4258	-----	CALL		G4 Edge	1-2 Bin	11'9" x 102"	CL 1009 119	
	DURABUILT™ MOTOR								
		*ROCKER		*EZR™		SPINNER	BIN TYPE	BOX SIZE	***TARP CODE
	ROGATOR								
	NL5258	-----	CALL	-----	CALL	G5	1-2 Bin	11'9" x 102"	CL 1009 119
	NL4258	1129749		1131729		G4 Edge	1-2 Bin	11'9" x 102"	CL 1009 119
	SMARTDRIVE™ MOTOR								
		ROCKER EXPRESS		**EZR™ EXPRESS		SPINNER	BIN TYPE	BOX SIZE	*TARP CODE
ROGATOR									
NL5258	-----	CALL	-----	CALL	G5	1-2 Bin	11'9" x 102"	CL 1009 119	
NL4258	-----	CALL	1129743		G4 Edge	1-2 Bin	11'9" x 102"	CL 1009 119	
SMARTDRIVE™ MOTOR									
	NLM IN-CAB CONTROL				SPINNER	BIN TYPE	BOX SIZE	*TARP CODE	
FENDT									
NL720	1133094					1-2 Bin	13'6" x 102"	CL 1206 119	
NL720	1133095					1-2 Bin	11'6" x 102"	CL 1006 119	

*Will NOT operate in express mode.

**Can be upgraded to ShurLink™ remote by ordering P/N 1131576 (EZR™) or P/N 1131575 (PRO).

***Available Colors: red, white, royal blue, green, gray, maroon, yellow and grape. For tan CALL.

NOTE: Call for pricing on any kits; RoGator 900 NL5000 G5 / NL4500 G4 Edge | TerraGator NL5000 G5 / NL4500 G4 Edge

BOWS/BRACKETS

ADJUSTABLE



- Applies to Slanted with Angle Extensions

ALUMINUM



- Prevents Chemical Reaction with Solid Aluminum Bow When Steel Bows/ Brackets Are Used on Aluminum Trailer

GALVANIZED STEEL



- Allows Bows to Flex and Box to Expand with Galvanized Bracket

1-PC. GALVANIZED STEEL



- Provides 4-Position Length Adjustment

1-PC. STAINLESS STEEL



- Provides Long-Lasting Sharper Image

FLEXIBLE HOSE ADJUSTMENT



- Attaches Reinforced Flexible Hose Assembly to the Arm

BOWS/BRACKETS

CRANK ARMS

TELESCOPING/INDEXING



- Offers Arm Length and Handle Adjustment by 60° Increments with Nylon Sleeve Bushing

STAINLESS TELESCOPING/INDEXING



- Offers a More Corrosion-Resistant Version of Galvanized Telescoping/Indexing Crank

RETAINERS & STANDOFFS

STAINLESS STEEL RETAINER



- Secures Crank Arm to Trailer in Accessible Position
- Resists Corrosion

STANDOFFS



- Offers 2", 3", 7", and 11" Sizes for Optimal Retainer Positioning

TELESCOPING NYLON RETAINER



- Secures Telescoping/Indexing Handle
- Prevents Extension of Handle During Transport

ELECTRIC OPERATION

MOTOR REVERSING SOLENOID



- Includes 12V Solenoid with 2-Point Mount and Black Wire

ROCKER SWITCH



- Allows Control of Tarp Using a Switch Conveniently Located in the Cab

SHURLINK EZR™ REMOTE



- Includes a Simple Two-Button Remote
- Allows Up to 5 Devices

SHURLINK PRO™ REMOTE



- Includes a Six-Button Remote with Digital Screen
- Allows Up to 30 Devices

SHURLINK RECEIVERS



- Offers a Selection of Receivers (RX'S) for Almost Any Application
- Includes a Two-Piece Solenoid Enclosure

END CAPS

SOLENOID COVER



- Mounts Over Solenoid to Protect Wire Connections

ALUMINUM



- Pairs Well with Aluminum Trailers
- Provides High-Rise Options for More Space

GALVANIZED STEEL



- Features Weld-Free Construction for Corrosion Resistance
- Includes Front Guard to Reduce Whip

UNIVERSAL FLAT



- Features a Flat, 22" Aluminum Extension to Help Minimize Trailer Height for Hard-to-Fit Models

FIXED TUBES

GALVANIZED STEEL



- Anchors Tarp on One Side of Box or Trailer to Facilitate Tarp Rolling
- Features a 1/8" Diameter

STAINLESS STEEL



- Withstands Corrosive Environments
- Anchors Tarp on Box or Trailer
- 1" Diameter

RIDGE STRAP -
POWDER COATED

- Allows for Tightening of Tarp at Installs

FLEXIBLE EASY-OFF



- Bends in Subzero Cold
- Provides Impact and Abrasion Resistance with Safety Plates

MOTORS

DURABUILT™ MOTOR
w/COVER - 2 1/8" SHAFT

- Includes Motor P/N: 1121307
- Comes with 3-Year Warranty

STAINLESS RIDGE STRAP



- Features the Same Design as Standard Ridge Strap
- Comes in Stainless Steel

POWDER-COATED



- Features Easy-Off Upright with a Black Powder-Coated Finish

SMARTDRIVE™ MOTOR



- Uses SMARTwire™ 100% Sealed Connections/Eliminates Wire Corrosion
- Includes a 3-Year Warranty

TARP STOP UPRIGHTS

6" OFFSET EASY-OFF



- Stands Taller with Patented Curved Tip
- Features Offset Design for Maximum Loading Space

POWDER-COATED
6" OFFSET EASY-OFF

- Incorporates Easy-Off 6" Upright with a Black Powder-Coated Finish

RATCHET/CABLE ASSEM.

GALVANIZED STEEL CABLE/
ZINC-PLATED

- Utilizes Pins and Cables to Secure Arm to Trailer in Traditional Retainer Design

6" OFFSET FLEXIBLE
EASY-OFF

- Provides All Advantages of the Regular 6" Offset Easy-Off Upright
- Bends in Subzero Cold


RIDGE SUPPORTS

RIDGE STRAP



- Features Stretch-Resistant Webbing that Keeps Tarp from Sagging Between Bows
- Offers 1" and 2" Sizes

EASY-OFF



- Keeps Tarp from Getting Hung Up and Rubbing
- Stands Taller with Its Patented Curved Tip

IRONSIDE2

MOTOR UPGRADES

- Direct-Drive Motor Eliminates Chain Stretching and Corrosion Fails
- Hex-Through-Bore Design Eliminates Need for Roll Tube Bolted Connections Directly to Motor
- Encoder Wire Allows Use of ShurLink™ Remote Operation in Express Mode

ARM UPGRADES

- Patented Flexible Arm and Motor Connection Eliminates Axial Load on the Gearbox and Transfers Load to Arm and Roll Tube
- Low Profile Front Arm Location is 10" from Arm Mount to End of Motor, Original IronSide™ was 20"
- Black Powder-Coated Finish Provides Improved Corrosion Resistance
- Pre-Wired ShurLink™ Remote Receiver Box Allows for Easy Installation
- Express Mode Operation Allows Tarp to Fully Open/Close with a Button

SPRING UPGRADES

- Compact Spring Design Provides Motor and Spring Pivot Location Closer to Trailer
- Black Powder-Coated Finish Provides Improved Corrosion Resistance
- Color-Coded Front (Black) and Rear (Red) Springs Eliminates Confusion

SMARTWIRE™ CONNECTIONS

- Molded Connections for Trailer and Motor
- Allows Conversion from Rocker Switch to ShurLink™ Remotes

TRACTION WHEEL

- Solid Molded Traction Wheel Grip Design Improves Performance

WARRANTY POLICY

- 3-year Warranty on Motor and Arms
- 1-Year Warranty on Electrical Components



MORE PRODUCT INFORMATION

Want to learn more? Simply scan to explore further details about IronSide2 features.

SIDE DUMPS

CONFIGURATION ORDERING KEY

- Alphabetical Letter (E) = Feature
 - Bullet (•) = Standard Feature in Kit
 - Numeric Value (1) = Different Available Option for a Feature
- Ex. of Customer's Chosen Feature: E1 [Vinyl]

MODE OF OPERATION | ROCKER | Tarp Included

KIT NAME	BOX LENGTH	ARM TYPE	BRACKETRY
IronSide2™	32' to 35'	Double Arm	*Weld On
IronSide2™	36' to 38'	Double Arm	*Weld On
IronSide2™	**Up to 24' Pup	Double Arm	*Weld On

MODE OF OPERATION | SHURLINK EZR™ | Tarp Included

KIT NAME	BOX LENGTH	ARM TYPE	BRACKETRY
IronSide2™	32' to 35'	Double Arm	*Weld On
IronSide2™	36' to 38'	Double Arm	*Weld On
IronSide2™	**Up to 24' Pup	Double Arm	*Weld On

MODE OF OPERATION | SHURLINK PRO™ | Tarp Included

KIT NAME	BOX LENGTH	ARM TYPE	BRACKETRY
IronSide2™	32' to 35'	Double Arm	*Weld On
IronSide2™	36' to 38'	Double Arm	*Weld On
IronSide2™	**Up to 24' Pup	Double Arm	*Weld On

*Bracket MUST be welded onto trailer before installing system.
 **When ordering lead and pup, call to ensure that correct wiring is specified.

STANDARD FEATURES AND OPTIONS

A ROLL TUBE	
• 3.55" OD Aluminum Tubing w/34" Splice	Standard
B PUSH-OUT	
• Front/Rear Push-Out - Right Side	Standard
C SPRING ASSEMBLY	
• Front/Rear Torsion Spring	Standard
D SUPPORT BRACKETS	
• Universal Mounting Bracket - Weld-On	*Standard
E TARP OPTIONS	
• Black Mesh w/Vinyl Reinforcements	Standard
1 Vinyl	**N/C

*Bolt-On mounting brackets may be ordered, depending on trailer make.
 **Available colors: black, red, white, royal blue, green, gray, maroon, yellow and grape. Grape and Yellow N/A in 22-Oz. For tan CALL.

REPLACEMENT TARPS

P/N	LENGTH	WIDTH	FABRIC
1901332	21'6"	144"	Black Mesh - Vinyl Reinforced
1901330	31'10"	144"	Black Mesh - Vinyl Reinforced
1901286	33'10"	144"	Black Mesh - Vinyl Reinforced
1901287	34'10"	144"	Black Mesh - Vinyl Reinforced
1901288	35'10"	144"	Black Mesh - Vinyl Reinforced
1901480	37'10"	144"	Black Mesh - Vinyl Reinforced
1901322	33'10"	144"	*Black Mesh
1901323	34'10"	144"	*Black Mesh
1901324	35'10"	144"	*Black Mesh

*Tarps are NOT reinforced with vinyl on edges. Replaces SideKick 2 Tarp.

OPTIONS AND FEATURES

ELECTRIC OPERATION

MOTOR REVERSING SOLENOID
 P/N 1703845



SOLENOID COVER
 P/N 1703896



SHURLINK EZR™ REMOTE
 P/N 1131576



SHURLINK PRO™ REMOTE
 P/N 1131575



SHURLINK RECEIVER - NON EXPRESS
 SEE REPLACEMENT PARTS FOR P/N



MOTORS

IRONSIDE2™ | APEX™ MOTOR
 P/N 1127091



SPRINGS

7.5-COIL TORSION SPRING
 P/N 1705828 - BLACK - LEFT
 P/N 1705829 - RED - RIGHT



PROTRAP

KEY FEATURES

- All-Metal Gear Motor
- Automatic Brake (Holds Door)
- Universal Mounting Bracket
- 1-Bolt Manual Changeover
- Master Disconnect Switch
- SMARTwire™ Sealed Harness Connection Makes Installation Easy
- ShurLink PRO™ and ShurLink EZR™ Remote Systems Capabilities, Available Upon Request, See Accessories Section for Details

Pair your 4500 Series HD electric tarp with the ProTrap® electric hopper opener for safe, button-operated hopper door control. The ProTrap's all-metal gears and housing endure hard stops, featuring a high-efficiency planetary gear reduction and a circuit breaker to protect the motor. Eliminating unreliable limit switches, the ProTrap offers a 150 low-torque motor for strap-style traps and a 250 motor for rack-and-pinion traps.

CHOOSING YOUR SYSTEM

Refer the chart below to determine the appropriate motor selection for your electric hopper door opener.

NOTE: Both Shur-Co's Auto-Trap™ and ProTrap® motors are rated for torque loads over 230 ft. lbs.

NOTE: The load on the hopper must NOT exceed torque needed in manual operation.

	PROTRAP™
FARM TO MARKET USE	✓
COMMERCIAL/CO-OP USE	✓
HAULING COMMODITY GRAIN	
Corn, Wheat, Soybeans, Rice	✓
HAULING HIGH-DENSITY MATERIALS	
Smooth River Rock	✓
Fractured Rock	✓
Concrete Construction Waste	✓
Fly Ash	✓
Fertilizer	✓
HEAPED LOADS	
Light to Moderate	✓
Moderate to Heavy	✓
HOPPER DOOR SIZE	
Standard - Up to 1,200 Sq. In.	✓
Oversized - Over 1,200 Sq. In.	✓
HIGHER GROUND CLEARANCE	
COMPACT/LIGHTWEIGHT	



MORE PRODUCT INFORMATION

Want to learn more? Simply scan to explore further details about the ProTrap.

GRAIN TRAILERS

MODE OF OPERATION | SHURLINK EZR™

KIT NAME	HOPPERS	PRICE	KIT NAME	HOPPERS
250/150 (Low Torque) *				
ProTrap™ Hopper Opener	(1) Single		ProTrap™ w/4500HD	(1) Single
ProTrap™ Hopper Opener	(2) Double		ProTrap™ w/4500HD	(2) Double
ProTrap™ Hopper Opener	(3) Tripple		ProTrap™ w/4500HD	(3) Tripple
ProTrap™ Hopper Opener	(4) Quad		ProTrap™ w/4500HD	(4) Quad
ProTrap™ Hopper Opener	A-Train (2) x (1)		ProTrap™ w/4500HD	A-Train (2) x (1) ***
ProTrap™ Hopper Opener	A-Train (2) x (2)		ProTrap™ w/4500HD	A-Train (2) x (2) ***
350 (High Torque) **				
ProTrap™ Hopper Opener	(1) Single		ProTrap™ w/4500HD	(1) Single
ProTrap™ Hopper Opener	(2) Double		ProTrap™ w/4500HD	(2) Double
ProTrap™ Hopper Opener	(3) Tripple		ProTrap™ w/4500HD	(3) Tripple
ProTrap™ Hopper Opener	(4) Quad		ProTrap™ w/4500HD	(4) Quad
ProTrap™ Hopper Opener	A-Train (2) x (1)		ProTrap™ w/4500HD	A-Train (2) x (1) ***
ProTrap™ Hopper Opener	A-Train (2) x (2)		ProTrap™ w/4500HD	A-Train (2) x (2) ***

PROTRAP® MODE OF OPERATION | SHURLINK PRO™

KIT NAME	HOPPERS	PRICE	KIT NAME	HOPPERS
250/150 (Low Torque) *				
ProTrap™ Hopper Opener	(1) Single		ProTrap™ w/4500HD	(1) Single
ProTrap™ Hopper Opener	(2) Double		ProTrap™ w/4500HD	(2) Double
ProTrap™ Hopper Opener	(3) Tripple		ProTrap™ w/4500HD	(3) Tripple
ProTrap™ Hopper Opener	(4) Quad		ProTrap™ w/4500HD	(4) Quad
ProTrap™ Hopper Opener	A-Train (2) x (1)		ProTrap™ w/4500HD	A-Train (2) x (1) ***
ProTrap™ Hopper Opener	A-Train (2) x (2)		ProTrap™ w/4500HD	A-Train (2) x (2) ***
350 (High Torque) **				
ProTrap™ Hopper Opener	(1) Single		ProTrap™ w/4500HD	(1) Single
ProTrap™ Hopper Opener	(2) Double		ProTrap™ w/4500HD	(2) Double
ProTrap™ Hopper Opener	(3) Tripple		ProTrap™ w/4500HD	(3) Tripple
ProTrap™ Hopper Opener	(4) Quad		ProTrap™ w/4500HD	(4) Quad
ProTrap™ Hopper Opener	A-Train (2) x (1)		ProTrap™ w/4500HD	A-Train (2) x (1) ***
ProTrap™ Hopper Opener	A-Train (2) x (2)		ProTrap™ w/4500HD	A-Train (2) x (2) ***

*ProTrap® 150 low-torque motor is standard for trailers with strap-style traps; ProTrap® 250 is standard on rack and pinions.

**The ProTrap® 350 is used on very large hopper doors or when the material being hauled has a heavy columnar load.

***A-Train kits include one (1) remote - with one exception. A-Train (2) x (2) includes (2) ShurLink EZR™ remotes.

NOTE: Actual torque varies based on wire size, length and voltage; motors are sized to protect trailer components.

NOTE: Please call for B-Train information and pricing.

STANDARD FEATURES AND OPTIONS

A ASSEMBLIES	
• Low Torque Motor 150 (Strap-Trap)	Standard
• Low Torque Motor 250 (Rack 'n Pinion)	Standard
• High Torque Motor 350 (Large Hopper Doors)	Standard
B CONTROLS	
• Driver Side Mounting w/Controls	Standard
1 Pas. Side Mnting w/Driv. Side Controls (per hopper)	Add/Ea.
C MOUNTING BRACKETS	
• Hinge Bracket w/Shim Insulator	Standard
D WIRING	
• 150/250 Cab Wiring Kit w/Disc - 6 Ga. x 30' Wire	Standard
• 350 Cab Wiring Kit w/Disc - 4 Ga. x 30' Wire	Standard
• 150/250 Trailer Wiring Kit - 6 Ga. w/SMARTwire™	Standard
• 350 Trailer Wiring Kit - 4 Ga. w/SMARTwire™	Standard
1 External Master Disconnect Switch Kit	Add
E W/4500 SERIES HD	
• Heavy-Duty Aluminum Brackets	Standard
• 4-Spiral Torsion Springs per Arm	
• Heavy-Duty Aluminum Arms	Standard
• Exposed Spline	Standard
F MOTOR COVERS	
• Black Motor Cover	Standard
1 Chrome Motor Cover	Add
G A TRAIN SETUP LEAD/PUP	
• Lead Wiring Kit - 4 Ga. w/SMARTwire™	Standard
• Coiled Wire w/Dual-Cond.Plug - 4 Ga. x 15' Wire	Standard
1 Coiled Wire w/Dual-Cond. Plug - 4 Ga. x 20' Wire	*Add
H OTHER OPTIONS	
1 Offset Crank Retainers (2 are required)	**Add/Ea
2 Extra ShurLink™ EZR Remote	Add
3 Extra ShurLink™ PRO Remote	Add
ACCESSORIES	
1131664 ShurLink™ LiteALL™ - 2 Light	Add/Ea

*If distance between trailers is 14' plus, upgrade to 20' coil wire.

**Used to store crank arm.

AUTOTRAP

KEY FEATURES

- All-Metal Gear Motor
- Through-Bore Motor
- Protective Polymer Motor Sleeve
- Through-Bore Manual Drive Shaft w/3/4" Hex Milled End
- Universal Mounting Bracket
- Crank Shaft Adapter Kit
- Emergency Back-Up Crank
- SMARTwire™ Sealed Harness Connection Makes Installation Easy
- ShurLink PRO™ and ShurLink EZR™ Remote Systems Capabilities, Available Upon Request, See Accessories Section for Details

The AutoTrap™ is nearly 40% lighter than the ProTrap®. Its design allows easy one-bolt conversion to manual operation, with a polymer sleeve to prevent corrosion. The design interfaces with 1", 7/8", or 3/4" crank shafts. Available in 1-4 hopper stand-alone configurations or in combination with the 4500 Series HD electric tarps.


CHOOSING YOUR SYSTEM

Refer to the chart below to determine the appropriate motor selection for your electric hopper door opener.

NOTE: Both Shur-Co's Auto-Trap™ and ProTrap® motors are rated for torque loads over 230 ft. lbs.

NOTE: The load on the hopper must NOT exceed torque needed in manual operation.

	AUTOTRAP™
FARM TO MARKET USE	✓
COMMERCIAL/CO-OP USE	Unadvised
HAULING COMMODITY GRAIN	✓
Corn, Wheat, Soybeans, Rice	
HAULING HIGH-DENSITY MATERIALS	
Smooth River Rock	Occasional Use
Fractured Rock	Unadvised
Concrete Construction Waste	
Fly Ash	
Fertilizer	Occasional Use
HEAPED LOADS	
Light to Moderate	✓
Moderate to Heavy	Based on Material
HOPPER DOOR SIZE	
Standard - Up to 1,200 Sq. In.	✓
Oversized - Over 1,200 Sq. In.	Based on Material
HIGHER GROUND CLEARANCE	✓
COMPACT/LIGHTWEIGHT	✓



MORE PRODUCT INFORMATION

Want to learn more? Simply scan to explore further details about the AutoTrap.

GRAIN TRAILERS

MODE OF OPERATION | SHURLINK EZR™

KIT NAME	HOPPERS	PRICE	KIT NAME	HOPPERS
AutoTrap™ Hopper Opener	Single (1)		AutoTrap™ w/4500HD	(1) Single
AutoTrap™ Hopper Opener	Double (2)		AutoTrap™ w/4500HD	(2) Double
AutoTrap™ Hopper Opener	Tripple (3)		AutoTrap™ w/4500HD	(3) Tripple
AutoTrap™ Hopper Opener	Quad (4)		AutoTrap™ w/4500HD	(4) Quad
AutoTrap™ Hopper Opener	A-Train (2) x (1)		AutoTrap™ w/4500HD	A-Train (2) x (1)
AutoTrap™ Hopper Opener	A-Train (2) x (2)		AutoTrap™ w/4500HD	A-Train (2) x (2)

MODE OF OPERATION | SHURLINK PRO™

KIT NAME	HOPPERS	PRICE	KIT NAME	HOPPERS
AutoTrap™ Hopper Opener	Single (1)		AutoTrap™ w/4500HD	(1) Single
AutoTrap™ Hopper Opener	Double (2)		AutoTrap™ w/4500HD	(2) Double
AutoTrap™ Hopper Opener	Tripple (3)		AutoTrap™ w/4500HD	(3) Tripple
AutoTrap™ Hopper Opener	Quad (4)		AutoTrap™ w/4500HD	(4) Quad
AutoTrap™ Hopper Opener	A-Train (2) x (1)		AutoTrap™ w/4500HD	A-Train (2) x (1) *
AutoTrap™ Hopper Opener	A-Train (2) x (2)		AutoTrap™ w/4500HD	A-Train (2) x (2) *

*A-Train kits include one (1) remote - with one exception. A-Train (2) x (2) includes (2) ShurLink EZR™ remotes.

NOTE: Please call for B-Train information and pricing.

STANDARD FEATURES AND OPTIONS

A	ASSEMBLIES
•	Heavy-Duty Motor *Standard
B	ASSEMBLIES
•	Driver Side Mounting w/Controls Standard
1	Pas. Side Mnting w/Driv. Side Controls (per hopper) Add/Ea.
C	MOUNTING BRACKETS
•	Hinge Bracket w/Shim Insulator Standard
D	WIRING
•	Cab Wiring Kit w/Disc - 6 Ga. x 30' Wire Standard
•	Trailer Wiring Kit - 4 Ga. w/SMARTwire™ Standard
1	External Master Disconnect Switch Kit Add
E	W/4500 SERIES HD
•	Heavy-Duty Aluminum Brackets Standard
•	4-Spiral Torsion Springs per Arm Standard
•	Heavy-Duty Aluminum Arms Standard
•	Exposed Spline Standard
F	MOTOR COVERS
•	Black Motor Cover Standard
1	Chrome Motor Cover Add
G	A TRAIN SETUP LEAD/PUP
•	Lead Wiring Kit - 4 Ga. w/SMARTwire™ Standard
•	Coiled Wire w/Dual-Cond.Plug - 4 Ga. x 15' Wire Standard
1	Coiled Wire w/Dual-Cond. Plug - 4 Ga. x 20' Wire **Add
H	OTHER OPTIONS
1	Offset Crank Retainers (2 are required) ***Add/Ea
2	Extra ShurLink™ EZR Remote Add
3	Extra ShurLink™ PRO Remote Add
	ACCESSORIES
	1131664 ShurLink™ LiteALL™ - 2 Light Add/Ea

*AutoTrap™ is NOT compatible w/strap-trap hopper at this time.

**If the distance between trailers is 14' plus, upgrade to 20' coil wire.

***Used to store crank arm.

ELECTRIC GATE & HOIST

KEY FEATURES

- SMART Mini-Module Style Enclosure
- ShurLink PRO™ and ShurLink EZR™ Remote Systems Capabilities, Available Upon Request, See Accessories Section for Details
- Electric-Over-Air Solenoid Valve
- DOT - Certified Air Fittings

You can control the box hoist and rear slide gate on your farm bodies with Shur-Co's ShurLink PRO™ remote. The versatility of the system allows you to add an electric tarp, electric hopper opener, LiteALL™ work lights, and even a swing auger drive kit that can be controlled from the same remote. It's fast, easy and, most importantly, SAFE!

With the introduction of Shur-Co's SMART mini-modules, you have the ability to control any 12-volt accessory on your truck or trailer. The combination of the mini-module and an electric actuator gives you full control over the rear slide gate. A second mini-module with our electric-over-air solenoid valve gives you control of your hoist. No more climbing up and down bins to adjust flow from the truck into your auger.

Shur-Co's electric gate and hoist system stands up to the rigors of hard work and the daily grind. All connections utilize weather pack connections that are environmentally sealed and able to withstand the elements of extreme weather and corrosive road treatments.

Also included are DOT Certified air fittings that are quick locking for convenience. Interested in adding an electric tarp or a LiteALL™ work light package? Both are equipped with our patented SMARTwire™ package for easy plug-and-play installation.

MODE OF OPERATION | SHURLINK EZR™

KIT NAME	P/N
Electric Gate & Hoist	1132009
Electric Gate	1132112
Shuttle Valve Kit	*1125037

*Required if operating manual controlled air-switch on HOIST.

MODE OF OPERATION | SHURLINK PRO™

KIT NAME	P/N
Electric Gate & Hoist	1132192
Electric Gate	1132193
Shuttle Valve Kit	*1125037

*Required if operating manual controlled air-switch on HOIST.

NOTE: Gate & Hoist kits operate with air-switched systems ONLY.



MORE PRODUCT INFORMATION
Want to learn more? Simply scan to explore further details about the Electric Gate & Hoist features.

DRIVEMAXX

KEY FEATURES

- ShurLink PRO™ and ShurLink EZR™ Remote Systems Capabilities, Available Upon Request, See Accessories Section for Details
- 12-Volt Electric Shurco Motor
- Sealed Receiver Box
- SMART-wire™ Connections
- Independent 2-Wheel Dual-Motor Drive Kit
- Manual LiteALL™ LED Work Light with Magnetic Base
- The Perfect Product to Pair with Your ProTrap® or AutoTrap™
- Electric Product Warranty
- CAUTION: Do Not Operate this Product Using the SMART™ Express Mode Due to Operator Safety Concerns

The dual-motor drive delivers 220 lb.ft. of torque per motor with rugged, direct-drive motors featuring right-angle rear drives and no chains. The system includes a watertight, sealed SMARTwire™ connection, a receiver box, and enclosed gearboxes. The control box mounts on the discharge tube.

The kit includes a LiteALL™ LED flood light with a magnetic base. Upgrade to ShurLink EZR™ or ShurLink PRO™ LiteALL™ for remote control and add a second LiteALL™ for extra illumination.

MODE OF OPERATION | SHURLINK EZR™

KIT NAME	TUBES	DRIVE	JACKS
DriveMaxx™ Auger Drive	10" to 12"	Dual Motor	1
DriveMaxx™ Auger Drive	13" to 14"	Dual Motor	2

MODE OF OPERATION | SHURLINK™ - NO REMOTE

KIT NAME	TUBES	DRIVE	JACKS
DriveMaxx™ Auger Drive	10" to 12"	Dual Motor	1
DriveMaxx™ Auger Drive	13" to 14"	Dual Motor	2

STANDARD FEATURES AND OPTIONS

A MAIN BEAM	
• 2-Motor Kits - (10" to 12" Tubes)	Standard
B WHEELS	
• Independent 2-Wheel Dual-Motor Drive	Standard
C JACK	
• 2000 LB Jack w/10" Stroke	Standard
1 Additional Jack	Add
D WIRING	
• Cab Wiring Kit (6 Ga.) - w/30' Wire/Electric Hardware	Standard
E MOTOR COVERS	
• Black Motor Cover	Standard
F OPERATION	
• ShurLink™ Operating System	Standard
1 ShurLink EZR™ Remote	Add
2 ShurLink PRO™ Remote	Add
G OTHER OPTIONS	
1 Additional Magnetic LED Work Light	Add
2 Additional Extension Cable w/WeatherPack™ - 20'	Add/Ea.



MORE PRODUCT INFORMATION

Want to learn more? Simply scan to explore further details about the DriveMaxx features.

SHUR-MATIC

ELIMINATE JOINT WEAKNESS

It starts with the arms. The extruded aluminum tarp arms are 1-piece, which eliminates weakness caused by a 2-piece transition or joint. The arms are also guaranteed unbreakable.

FINER TENSION ADJUSTMENT

On longer applications, high-strength steel alloy pivot shafts feature a milled hexagonal shape for finer tension adjustments than square profiles commonly used in the industry. The cast steel hexagonal pivot connector is also nickel-chrome plated for lasting corrosion resistance and prolonged appearance.

GATORSHIELD® TOUGH

A 2-piece assembly allows the crossover/tarp tube to be custom fit to any width trailer. Built from strong Gatorshield® galvanized steel tubing, the elbows provide a strong transition from the arms to the tarp tube while keeping corrosion resistance in mind.

INCREASED CORROSION RESISTANCE

Every component of the Shur-Matic® was reviewed for risk of corrosion. The 1-piece extruded aluminum arms and windshield are anodized to reduce wear and scratching while providing improved corrosion resistance that you don't get with regular polished aluminum arms. All exposed steel components and brackets are plated for increased corrosion protection. Additionally, our clock springs in the 4- and 5-spring configurations are e-coated, for protection.

ARM OPTIONS

For shorter applications that need to clear doors or loading areas, the arms come with a 2s, 30° bend. On longer applications, the system comes standard with straight arms.

FAST AND EASY TARP INSTALLATION

A solid vinyl or mesh tarp can be mounted with screws directly into the extrusion or with square nuts inserted into the tarp axle channel for fast, easy replacement.

STANDARD ELECTRIC SYSTEMS

The Shur-Matic® comes standard with our Durabuilt™ motor backed by a 3-year limited warranty. All wiring, cable ties and connectors necessary for installation are included in the system when you receive it. The standard electric system also comes with a rocker switch that can be mounted in the cab for safe, reliable operation. A cab-installed rocker switch allows you to open and close the system from the comfort of your truck cab. Our ShurLink™ remotes are available. Control multiple Shurco wireless products with a single remote at ranges of over 100s.



MORE PRODUCT INFORMATION

Want to learn more? Simply scan to explore further details about the Shur-Matic features.

FITS TRUCK BODIES - UP TO 28' | *Tarp Sold Separately*

LENGTH	ARMS	SPRINGS	WIRE	ADD'T'L
MODE OF OPERATION ROCKER				
Up to 18'	Str 16'	4-Spring	40'	35'
19' - 24'	Str 16'	5-Spring	40'	60'
Up to 18'	Str 16'	UB Torsion (Hex)	40'	35'
19' - 24'	Stra16'	UB Torsion (Hex)	40'	60'
25' - 28'	Str 16'	UB Torsion (Hex)	40'	60'
MODE OF OPERATION SHURLINK EZR™ *				
Up to 18'	Str 16'	4-Spring	40'	35'
19' to 24'	Str 16'	5-Spring	40'	60'
Up to 18'	Str 16'	UB Torsion (Hex)	40'	35'
19' to 24'	Str 16'	UB Torsion (Hex)	40'	60'
25' to 28'	Str 16'	UB Torsion (Hex)	40'	60'
MODE OF OPERATION SHURLINK PRO™ *				
Up to 18'	Str 16'	4-Spring	40'	35'
19' to 24'	Str 16'	5-Spring	40'	60'
Up to 18'	Str 16'	UB Torsion (Hex)	40'	35'
19' to 24'	Str 16'	UB Torsion (Hex)	40'	60'
25' to 28'	Str 16'	UB Torsion (Hex)	40'	60'

*Truck bodies using wireless remote will receive SMARTwire™ wiring.

FITS TRAILERS PULLED BY TRACTOR - UP TO 28'

Tarp Sold Separately

LENGTH	ARMS	SPRINGS	WIRE	ADD'T'L
MODE OF OPERATION ROCKER				
Up to 18'	Str 16'	4-Spring	40'	35'
19' - 24'	Str 16'	5-Spring	40'	60'
Up to 18'	Str 16'	UB Torsion (Hex)	40'	35'
19' - 24'	Str 16'	UB Torsion (Hex)	40'	60'
25' - 28'	Str 16'	UB Torsion (Hex)	40'	60'
MODE OF OPERATION SHURLINK EZR™ *				
Up to 18'	Str 16'	4-Spring	40'	35'
19' - 24'	Str 16'	5-Spring	40'	60'
Up to 18'	Str 16'	UB Torsion (Hex)	40'	35'
19' - 24'	Str 16'	UB Torsion (Hex)	40'	60'
25' - 28'	Str 16'	UB Torsion (Hex)	40'	60'
MODE OF OPERATION SHURLINK PRO™ *				
Up to 18'	Str 16'	4-Spring	40'	35'
19' - 24'	Str 16'	5-Spring	40'	60'
Up to 18'	Str 16'	UB Torsion (Hex)	40'	35'
19' - 24'	Str 16'	UB Torsion (Hex)	40'	60'
25' - 28'	Str 16'	UB Torsion (Hex)	40'	60'

*Trailers using wireless remote will receive SMARTwire™ wiring.

STANDARD FEATURES AND OPTIONS

A TARP SPOOLS	
• Tarp Spool w/Side Plates/Windshield	Standard
1 Tarp Spool w/Aluminum Tarp Housing - 98"	Add
2 Tarp Spool w/Aluminum Tarp Housing - 104"	Add
3 Tarp Spool Braces for Housing	Add
B SPRING ASSEMBLY	
• Drop Plate Kit - Underbody Torsion Only	Standard
C TARP TUBE	
• Galvanized Steel Cross-Over Bar - 2Pc	Standard
D RETURN ARMS	
• Straight Aluminum Pivot Arms	Standard
1 30° Bend Aluminum Pivot Arms	N/C
E HOLD DOWNS	
1 Arm Hold-Down Straps	Add
2 Arm-Lok™ - for Trucks	Add
3 Arm-Lok™ - for Trailers	Add
4 Tarp Roller Guide Kit	*Add
F ELECTRICS	
• Direct Drive Motor	Standard
1 Add'l Wire to Total 75'	**Add
2 Add'l Wire to Total 100'	**Add
3 Add'l Wire to Total 125'	**Add
G MANUAL OPTIONS	
1 Chain Drive Crank w/Std Chain Guard	Deduct
2 Chain Drive Crank w/Full-Length Chain Guard	Deduct

*Fits any length and up to 102" wide.

**For boxes that dump ONLY.

NOTE: Extendable pivot arms available upon request.

NOTE: If front of box has front fold-down gate, CALL for pricing.

FITS TRAILERS PULLED BY SEMI - UP TO 41'

Tarp Sold Separately

LENGTH	ARMS	SPRINGS	WIRE	ADD'T'L
MODE OF OPERATION ROCKER				
Up to 18'	Str 16'	4-Spring	40'	35'
19' - 24'	Str16'	5-Spring	40'	60'
Up to 18'	Str 16'	UB Torsion (Hex)	40'	35'
19' - 24'	Str 16'	UB Torsion (Hex)	40'	60'
25' - 28'	Str 16'	UB Torsion (Hex)	40'	60'
** 29' - 34'***	Str 18'	UB Torsion (Hex/Rd)	40'	85'
** 35' - 37'***	Str20'	UB Torsion (Hex/Rd)	40'	85'
*** 38' - 41'***	Str 21'	UB Torsion (Hex/Rd)	40'	85'
MODE OF OPERATION SHURLINK EZR™ *				
Up to 18'	Str 16'	4-Spring	40'	35'
19' - 24'	Str 16'	5-Spring	40'	60'
Up to 18'	Str 16'	UB Torsion (Hex)	40'	35'
19' - 24'	Str 16'	UB Torsion (Hex)	40'	60'
25' - 28'	Str 16'	UB Torsion (Hex)	40'	60'
** 29' - 34'***	Str 18'	UB Torsion (Hex/Rd)	40'	85'
** 35' - 37'***	Str 20'	UB Torsion (Hex/Rd)	40'	85'
*** 38' - 41'***	Str 21'	UB Torsion (Hex/Rd)	40'	85'
MODE OF OPERATION SHURLINK PRO™ *				
Up to 18'	Str16'	4-Spring	40'	35'
19' - 24'	Str 16'	5-Spring	40'	60'
Up to 18'	Str 16'	UB Torsion (Hex)	40'	35'
19' - 24'	Str 16'	UB Torsion (Hex)	40'	60'
25' - 28'	Str 16'	UB Torsion (Hex)	40'	60'
** 29' - 34'***	Str 18'	UB Torsion (Hex/Rd)	40'	85'
** 35' - 37'***	Str 20'	UB Torsion (Hex/Rd)	40'	85'
*** 38' - 41'***	Str 21'	UB Torsion (Hex/Rd)	40'	85'

*Truck bodies using wireless remote will receive SMARTwire™ wiring.

**Equipped with 19" shaft.

***Includes arm hold-down straps. Arm-Lok™ MUST be special quoted.

NOTE: Kits with wireless remote will NOT operate in Express Mode.

TARP PRICING DIRECTIONS

Pricing given is for black fabric ONLY. For all other colors, add a 15% upcharge to the price. Additional available colors: black, red, white, royal blue, green, gray, maroon, yellow and grape. For tan CALL.

TARP SELECTING DIRECTIONS

When selecting the tarp length, add at least 2' to the length of the body being covered.

HD MESH

TARP LENGTH	TARP WIDTH		P/N
	10'	84"	1902210
		90"	1902227
	12'	84"	1902211
		90"	1902228
	14'	84"	1902212
		90"	1902229
	16'	84"	1902213
		90"	1902230
	18'	84"	1902214
		90"	1902231
	20'	84"	1902215
		90"	1902232
	22'	84"	1901625
		90"	1902233
	24'	84"	1902216
		90"	1902234
	26'	84"	1902217
		90"	1902235
	28'	84"	1902218
		90"	1902236
	30'	84"	1902219
		90"	1902237
	32'	84"	1902220
		90"	1902238
	34'	84"	1902221
		90"	1902239
	36'	84"	1902222
		90"	1902240
	38'	84"	1902223
		90"	1902241
	40'	84"	1902224
		90"	1902242
	42'	84"	1902225
		90"	1902243
	44'	84"	1902226

NOTE: Available in black only.

18-OZ VINYL

TARP LENGTH	TARP WIDTH		P/N
	10'	84"	1902245
		90"	1902254
	12'	84"	1902246
		90"	1902255
	14'	84"	1902247
		90"	1902256
	16'	84"	1902248
		90"	1902257
	18'	84"	1902249
		90"	1902258
	20'	84"	1902250
		90"	1902259
	22'	84"	1902251
		90"	1902260
	24'	84"	1902252
		90"	1902261
	26'	84"	1902253
		90"	1902262

NOTE: P/N tarps are in black only, for any other color additional charges will apply; see pricing direction.

Shurco BRANDED TARPS

- Folded Hem
- 6" Pocket
- Spline and Grommets Sewn into Front Hem
- 2" Webbing Sewn Over Side Hems - Standard on HD Mesh Tarps

DONOVAN® BRANDED TARPS

- Double Folded Hem
- Grommets Every 4'
- 6" Pocket
- Spline Sewn into Front Hem
- 2" Webbing Sewn Over Side Hems - Standard on HD Mesh Tarps

OPTIONS AND FEATURES

ARMS

ARM-LOCK™ TARP ROLLER GUIDE



- Employs a Pneumatic System Powered by Truck's Air Supply that Locks Arm in Place to Prevent Lifting and Wear

BENT ARMS



- Features a Sturdy Milled Finish
- Includes a 30° Offset Bend to Safely Clear Obstacles

STRAIGHT ARMS



- Features a Sturdy Milled Finish in a Cut-to-Fit Design
- Resists Scratching and Fading

CRANK HARDWARE

MANUAL CRANK RELOCATOR



- Ensures Safe Ground Operation
- Includes Built-In Friction Plates to Prevent Crank from Spinning

ELECTRIC OPERATION

MOTOR REVERSING SOLENOID



- Includes 12V Solenoid with 2-Point Mount and Black Wire

ROCKER SWITCH



- Allows Control of Tarp Using a Switch Conveniently Located in the Cab

SHURLINK EZR™ REMOTE



- Operates with Simple Two-Button Remote
- Supports Up to 5 Devices

SHURLINK PRO™ REMOTE



- Features Six-Button Remote with Digital Screen
- Supports Up to 30 Devices

SHURLINK RECEIVER - NON EXPRESS



- Offers a Selection of Receivers (RX'S) for Almost Any Application
- Includes a Two-Piece Solenoid Enclosure

SOLENOID COVER



- Mounts Over Solenoid to Protect Wire Connections

SPRING ASSEMBLIES

4-SPRING



- Lets Spring-Loaded Flip Arms Lift Tarp Over Loads on Systems Covering up to 17'

5-SPRING



- Operates like 4-Spring
- Lifts Tarp Over Systems Covering 16'-22' with Flip Arms

UNDERBODY TORSION

15'-29' W/ DROP PLATE



- Utilizes Spiral Torsion Springs with a 7/8" Hex Shaft
- Mounts Through or Underneath Bottom Rail

UNDERBODY TORSION

29'-37'



- Supports Round 1" Shaft with 2 Bearings
- Mounts Through or Underneath Bottom Rail

TARP SPOOL ASSEMBLIES

SIDE PLATES/WINDSHIELDS



- Adds Extruded Aluminum Windshields that Blocks Wind from Getting Underneath the Tarp

ASSEMBLED HOUSING



- Includes Fully Preassembled Housing with Front and Bottom Windshields

TARP TUBES

STANDARD



- Threads Through Pocket of Tarp and is Connected to Return Arm
- Pulls Tarp Open/Closed

TARPS & ACCESSORIES



SHURLINK

KEY FEATURES

- Two new water-tight receiver enclosures and two new remotes.
- ShurLink™ utilizes a single communication platform for all devices, allowing the new family of receivers and remotes to conveniently operate nearly every application.
- A phone app brings the ability for customization and configuration to your ShurLink™ system. Available for iOS and Android.
- EZR™, PRO and the app all use the same ShurLink™ Wireless System, making it easy to mix and match any combination of remotes, the app, and the receivers on a single trailer or train.



MORE PRODUCT INFORMATION

Want to learn more? Simply scan to explore further details the ShurLink Wireless Remote System.



E-COMMERCE STORE

Search through our large selection of Genuine replacement parts, tarps, and more. Shop Shurco today!

The ShurLink Wireless System, offered exclusively from Shurco introduces innovative, new properties while retaining your favorite features from its predecessor, the SMARTtransmitter® series. ShurLink™ Wireless System has replaced the SMART2 and SMART3 remotes with two new remotes, the ShurLink EZR™ and the ShurLink PRO™.

As an innovator in the tarping industry, Shurco has a long-standing tradition of engineering, manufacturing and selling the most advanced products on the market. This tradition continues with ShurLink. See below to compare the features of the new remote series.

SMART REMOTE TO SHURLINK REMOTE (TX) COMPARISON

FEATURES	SMART3 (DISCONTINUED)	ShurLink EZR™	SMART2 (DISCONTINUED)	ShurLink PRO™
Operation Type	Hand Held Remote	Hand Held Remote	Hand Held Remote	Hand Held Remote
Operation Technology	SMARTech™	ShurLink™ Technology	SMARTech™	ShurLink™ Technology
Wireless Operation Available	Yes	Yes	Yes	Yes
Wireless Range	<100 Feet	Up to 150 Feet	<100 Feet	Up to 150 Feet
Wireless Two-Way Communication	No	No	Yes	Yes
Precision Control	Yes	Yes	Yes	Yes
Number of Devices	5	5	100	30
Power Source	Two AAA Batteries	Two AAA Batteries	Rechargeable Lithium Bat.	Rechargeable Lithium Bat.
Battery Charging Cradle	No	No	Yes	Yes
Digital Display	No	No	Yes, Black and White	Yes, Colored
Ability to Name Devices	Sticker on Remote Only	Sticker on Remote Only	With Digital Display	With Digital Display
Ability to Reorder Paired Device List	No	No	Yes	Yes
Current/Active Device ID	Yes	Yes	Yes, with Status Bar	Yes, with Status Bar
Back-lit Digital Display	No	No	Yes	Yes
Sealed Control Box	Yes	Yes	Yes	Yes
Utilizes SMARTwire™ Connections	Yes	Yes	Yes	Yes
Protective Flip-Style Cover	Yes	Yes	Yes	Yes
Buttons Protected by Cover	Yes	Yes	Yes (Key)	Yes
Any Button Emergency Shut-Off	Yes	Yes	Yes	Yes
Interference by Competing Remote	No	No	No	No



APP STORE



APP SUPPORT

SHURLINK APP

Download the ShurLink Wireless app by scanning the APP STORE QR code. Scan the YOUTUBE QR code for product support.

SMARTWIRE

SMARTwire, a patented Shurco product was created with corrosion prevention in mind. The sealed connections, molded plugs and high-current brass pins create a wiring solution unlike anything available anywhere else. SMARTwire™ was specifically designed for the harsh environments that agriculture and construction industries face daily.

High-quality design and construction makes SMARTwire the ideal solution for other applications including marine accessories, pick-up truck accessories, salt spreader accessories and more. Custom order your SMARTwire to fit your specific needs.

① SILICONE SEALS

SMARTwire plugs and sockets utilize automotive-grade silicone seals to prevent water intrusion. Capable of temporary immersion, these connectors can survive harsh environments, including off-road applications and exposure to road salt and de-icing chemicals.

② MOLDED PLUGS


Shurco high-current plugs and sockets are over-molded directly onto 4- or 6-gauge cables. This produces a waterproof seal at the back of the plug, preventing water intrusion along the cable.

③ BRASS PINS & SOCKETS

The pins and sockets in our SMARTwire high-current connectors are CNC machined to close tolerances, guaranteeing a tight, low-resistance connection every time. These connectors have the same resistance as the 6-gauge cable, so you won't see additional voltage loss.

④ WIRES & CABLES

Shurco wire and cable materials were selected for high flexibility, chemical resistance and wide temperature range. We use high-strand count copper conductors in our 4- and 6-gauge cables, allowing easier routing and tight radius bends.



MORE PRODUCT INFORMATION

Want to learn more? Simply scan to explore further details about the SMARTwire features.



E-COMMERCE STORE

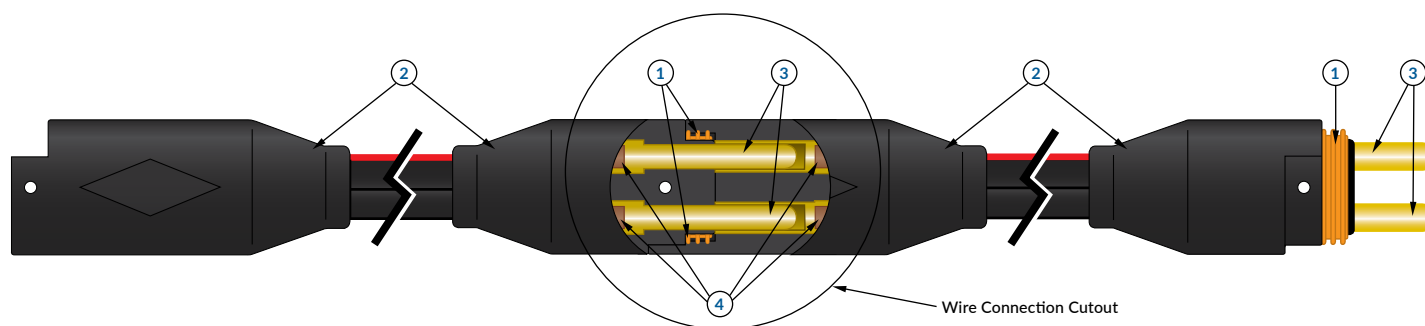
Search through our large selection of Genuine replacement parts, tarps, and more. Shop Shurco today!



PATENTS

Scan the QR code to view active and pending patents.

SMARTWIRE SEALED PLUG CONNECTION



LOCKING PINS

SMARTwire™ high-current connectors have through-holes to accept stainless locking pins. The locking pins prevent connector separation, which can occur under high-shock loads or when the cables are covered with mud or ice.



EASY INSTALLATION AND EXPANSION

SMARTwire™ cables come fully terminated—no more stripping and crimping. When you need to connect to more than one device, our fully sealed 3-way Harness Junction Block converts one input to 3 outputs. It utilizes our precision-machined, low-resistance pins and sockets, and our stainless locking pins.



WIRE SPECIFICATIONS

Voltage Rating	38 volts DC max
Current Rating	100 amps continuous, 200 amps peak (for no more than 10 seconds)
Connector Style	Over-molded 2-conductor with silicone gasket seal and locking pin
Contact Style	Precision-turned brass pins and sockets
Connector Sealing	Immersion tested to 12" water depth
Wire Gauges Available	4AWG and 6AWG
3-Way Junction Block Available	Splitter module available to supply power to multiple accessories

SUGGESTED APPLICATIONS

Truck & Trailer Accessories	Wire all your accessories including spot lights, winches, EMS light bars and more while keeping your electric connections protected.
Marine Accessories	Operate all your accessories, including trolling motors, lights, fish finders, boat lifts and more while ensuring the connectors remain dry and secure.
Charging Vehicles & Scooters	* Keep moving and feel confident your mode of transportation will be properly charged when you need it.
Snow Plow Lighting & Actuators	Have the peace of mind that your snow removal equipment will have power when you need it in the Harsheset environments.
ATV Winch Power	Keep your ATV winch and other electric accessories ready for work or recreation.

*Use of a properly operating and maintained charger must be used. Shurco is not responsible for undercharging due to the charger not working or not maintained properly. Your battery charger must be properly rated for your application.*Minimum quantities may be required.

LITEALL

WORK LIGHTS

High-intensity LED flood beam in hinged bracket swivels to direct light. 13' power cord has automotive-style quick connections.

SHURLINK™ WIRELESS REMOTE OPERATION

SMART-touch technology for precision control of Shurco electrics! The ShurLink PRO™ remote offers 2-way communication in an easy-to-read digital display.

20" EXTENSION CABLE

Two-conductor 16-gauge cable provides additional positioning flexibility for LiteALL™ flood beams. Automotive-style quick connections make for easy installation of wiring.




MORE PRODUCT INFORMATION

Want to learn more? Simply scan to explore further details the LiteALL wireless LED work light.



E-COMMERCE STORE

Search through our large selection of Genuine replacement parts, tarps, and more. Shop Shurco today!



SHURLINK LITEALL

w/ SMARTwire™ ADAPTER	P/N
ShurLink™ LiteALL™ - 2 Light	1131664
w/o SMARTwire™ ADAPTER	P/N
ShurLink™ LiteALL™ - 2 Light	1131666

NOTE: Includes control module, lights, complete mounting hardware. Does NOT include remote or extension cable.



LITEALL ADD ON

CONTROL MODULE	P/N
ShurLink™ Control Module w/WeatherPack™	1131665
REMOTES	P/N
ShurLink EZR™ Remote	1131576
ShurLink PRO™ Remote w/Cradle/Charging Cable	1131575
ShurLink™ Chrg. Cable USB - A-Male to C-Male - 3'	1706836
WORK LIGHT	P/N
LED Work Light w/WeatherPack™ Connector	1122706
Work Light Mtg Hdw	1120672
EXTENSION CABLES	P/N
Extension Cable w/WeatherPack™ - 16 Ga. - 10'	1126433
Extension Cable w/WeatherPack™ - 16 Ga. - 20'	1122742
Extension Cable w/WeatherPack™ - 18 Ga. - 20'	1122704
SMARTwire™ CONNECTORS	P/N
SMARTwire™ Adapter w/WeatherPack™	1122690
SMARTwire™ Dual-Conductor Socket - 6 Ga. x 3'6"	1120670
OUTPUT HARDWARE	P/N
Output Splitter w/WeatherPack™	1122705
Output Adapter Cable	1127599
JUNCTION HARDWARE	P/N
Junction Block Kit w/Harness Plug (1)	1120849

EXTENSION CABLES

P/N 1126433 - 16 Ga. x 10'

P/N 1122742 - 16 Ga. x 20'

P/N 1122704 - 18 Ga. x 20'



- For power connection w/WeatherPack™ connectors provide additional flexibility in mounting location of control module.
- Available in 10' or 20' lengths.
- Two-conductor 18-ga. cable offers additional positioning flex for LiteALL™ LED flood beams.
- WeatherPack™ Connectors makes for east install.

WORK LIGHT

P/N 1122706



- High-intensity LED flood beam in hinged bracket swivels to direct light.
- 13" cord WeatherPack™ connectors.
- Power: 24 watts. Outputs: 1600 lumens. IP Rating: AP67. Estimated Life: 30,000 Hours. Purchase of Mounting HDW Kit recommended for each light purchased. Contains rubber grommet insert, rubber grommet, nylon wire clips (6), self-drilling screws (6).

SMARTWIRE™ ADAPTER

P/N 1122690



- Easy install to SMARTwire™ systems: 4500 Series HD, Auto-Trap™ and ProTrap®. User supply 12V DC current to LiteALL™ module.
- Reduces wiring of connectors and eliminates need to splice into existing truck/trailer wiring.
- 14-ga. 1' extension. Also available with molded 2-way bullet connector.

JUNCTION BLOCK KIT W/HARNESS PLUG

P/N 1120849



- Provides connection to 12V power on pre-existing 4500 systems (already installed on 4500 HD/ProTrap® combo kits).
- On existing systems, unplug SMARTwire™ dual-connector socket from 4500 receiver box and insert SMARTwire™ junction block.
- LiteALL™ will then draw power from block using SMARTwire™ adapter wire w/WeatherPack™ connectors.

2-WAY CONDUCTOR SOCKET

P/N 1120670



- Provides trailer socket connection for supplying 12V power if none previously exits.
- Opposite end of 3" conductor socket wire is plug-and-play compatible with SMARTwire™ junction blocks.

SERVICE TRUCK POWER KITS

KEY FEATURES

- Mounts on the Vehicle Grille or other Convenient Locations
- Provides Power to Trailers with Horizontal or Vertical Power Sockets
- Ideal for Machinery that may Require Frequent jump starts
- Sealed SMARTwire™ Connector Mid-Jumper Cables/Service Truck
- Run Tarp Systems that are Typically Operated by Rocker Switch
- Light up the Scene with LiteALL™ LED Flood Beam
- Increase the Number of Sealed SMARTwire™ Connections
- Extend your Reach with Extension Cables from Your Service Truck to the Accessories



MORE PRODUCT INFORMATION

Want to learn more? Simply scan to explore further details about our Service Truck Power Kits.



E-COMMERCE STORE

Search through our large selection of Genuine replacement parts, tarps, and more. Shop Shurco today!



2-WAY CONDUCTOR PLUG

P/N 1128066



JUMPER CABLE KIT

P/N 1128067



ROTARY SWITCH

P/N 1128410



2-WAY CONDUCTOR SOCKET

P/N 1120670



JUNCTION BLOCK W/HARNESS PLUG

P/N 1120849




EXTENSION CABLE

P/N 1128099 - 8' P/N 1128101 - 16'
P/N 1128100 - 12' P/N 1128102 - 20'



ACCESSORIES BAG

P/N 1128299



LED WORK LIGHTS

P/N 1128324



MOUNTS ON VEHICLE GRILLE OR OTHER CONVENIENT LOCATION	P/N
Service Truck Power Kit w/Male 2-Pole Conductor	1128052
Base Service Truck Power Kit	1128064
Service Truck Power Kit w/o Circuit Breaker	1128488
- 4-Ga. Wire, 12' Long	
- High-Quality Manual Reset Circuit Breaker	
POWER FOR TRAILERS WITH HORIZONTAL OR VERTICAL SOCKETS	P/N
2-Way Conductor Plug	1128065
- 6-Ga. Wire, 10' Long	
- Use w/Service Truck Power Kit and 2-Way Socket	
IDEAL FOR MACHINERY NEEDING FREQUENT JUMP STARTS	P/N
2-Way Conductor Socket	1128066
- 6-Ga. Wire, 3' 6" Long	
- Includes Mounting Bracket	
- Installs on Winches or other 12V Motors	
- Use w/Service Truck Power Kit and 2-Way Plug	
EXTENDS REACH FROM SERVICE TRUCK TO ACCESSORIES	P/N
Extension Cable - 8'	1128099
Extension Cable - 12'	1128100
Extension Cable - 16'	1128101
Extension Cable - 20'	1128102
- 4-Ga. Wire in 4 Lengths	
- Use w/Service Truck Power Kit, 2-Way Plug and Jumper Cable Kit	
SEALED SMARTWIRE™ CONNECTION BETWEEN CABLES AND SERVICE TRUCK	P/N
Jumper Cable Kit	1128067
- 4-Ga. Wire, 12' Long	
- High-Quality, Insulated Cable Clamps	
- Use w/Service Truck Power Kit	
RUNS TARP SYSTEMS THAT ARE TYPICALLY OPERATED BY AN IN-CAB ROCKER SWITCH	P/N
Rotary Switch	1128410
- 6-Ga. Wire, 8' Length (4' Input, 4' Output)	
- Built-In High-Quality Reset Breaker	
LIGHT UP THE SCENE WITH A LITEALL™ LED FLOOD BEAM	P/N
Service Truck LED Work Light	1128324
- IP67 Waterproof Rating	
-1600 Lumens	
PLENTY OF ROOM FOR ALL KIT CHOICES LISTED ABOVE	P/N
Service Truck Accessories Bag	1128299

SOLAR & TRICKLE

SOLAR POWER PACK | *Shown Top Left*

The 30-watt solar panel, only 3/4" deep, is perfect for grain trailers, grain carts, dump bodies, and more. The battery, rated for over 5,000 cycles, can be installed vertically or horizontally. High-efficiency silicon cells are protected by a weatherproof plastic layer. Optional wireless remotes or trailer/truck-mounted rocker switches enhance operator convenience.

TRICKLE CHARGING KIT | *Battery Box Shown Bottom Left*

Trickle charging kits route power from the lead trailer to the gel battery on the pup trailer, allowing the pup trailer to operate Shurco systems independently of the tractor. Box Cover Included in Kit.

CLEARANCE LIGHT

Round amber clearance light is recommended for use on trailers whose current light configuration cause interference issues.

DESCRIPTION	P/N
Solar Pack -For Systems w/SMARTwire™	1121199
Trickle Kit - For Systems w/SMARTwire™	1120936
Clearance Light Kit	1121182

NOTE: Cab wiring kit is NOT needed if solar kit is being installed on lead trailer. Includes all necessary mounting hardware, brackets (2) and wire.



MORE PRODUCT INFORMATION

Want to learn more? Simply scan to explore further details the Solar Power Pack, Trickle Charging Kit and Clearance Light.

CONTROL MODULES

CONNECT TO YOUR SUPPLY VOLTAGE

These modules connect to supply voltage for smooth, seamless operation of your SMARTrailer™ accessories. When output is on, white output wire is connected to 12V; when off, it's grounded.

SAFETY LOCKOUT FEATURE

All modules except LiteALL™ have a safety lockout feature. While locked, outputs cannot be turned on using the control box. Safety lock is automatically disabled when using the remote. While locked, outputs cannot be turned on from the control box, but latching outputs can be turned off. To unlock, press and hold both box switches for one second.

EXTERNAL BOX SWITCHES

External box switches are used to pair the ShurLink™ remotes, PRO and EZR™, to the control box. Internal access is NOT required.



E-COMMERCE STORE

Search through our large selection of Genuine replacement parts, tarps, and more. Shop Shurco today!

LATCHING	P/N
ShurLink™ Control Module - Latching - On/Off w/Safety Lockout	1131658

- Conveyors: While output remains on, supplies 12V to customer-specific conveyor control solenoids.
- Tag Axles: Can supply 12V continuous signal to customer-specific electric-over-pneumatic solenoids.
- Pump Motors: Can supply 12V continuous signal to customer-specific pump motors or control solenoids.

MOMENTARY	P/N
ShurLink™ Control Module - Momentary - Up/Down	1131659
ShurLink™ Control Module - Momentary - Left/Right	1131660
ShurLink™ Control Module - Momentary - Extend/Retract	1131661

- Auger Conveyors: Stops/Starts conveyor movement in applications where preexisting controls require a momentary 12V "on" signal to start conveyor, then a sub-sequent momentary 12V "off" signal to stop it.
- Proportional Valves: Allows for momentary control of proportional valves (for speed control, for example).
- Auger Hydraulics: Allow for momentary control of electric-over-hydraulic auger positioning cylinders.

MOMENTARY	P/N
Shur-Link™ Control Module - Momentary - Open/Closed	1131662

- Proportional Valves: Allows for momentary control of proportional valves (for speed control, for example).
- Auger Hydraulics: Allow for momentary control of electric-over-hydraulic auger positioning cylinders.

ARM-LOCK

KEY FEATURES

- Available for Dump Truck and Trailer Arm Systems
- All Pneumatic Hose and Hose Fittings are DOT. Approved
- Rated for Operation in Temperatures Down to -40° Fahrenheit
- Hose Fittings are Push to Connect Style Fittings with Pre-Applied Thread Sealant to Allow for Reliable and Quick Leak Free Hose Connections
- Locking Mechanisms Actuate Using High-Quality Cylinders
- Manual Release Option Included
- Compact Locking Mechanisms Feature Heavy-Duty All Steel Construction with Adjustable Mounting Brackets
- Remote Operated Locking System Secures Rear when System is Closed – Reduces Bouncing of Arms and Roller Bars During Travel
- Available Arm-Lok™ Kit (Pneumatic) P/N: **1125250** for Trucks, P/N: **1125800** for Trailers.



MORE PRODUCT INFORMATION

Want to learn more? Simply scan to explore further details about the Arm-Lock™.

TENSION ARM

KEY FEATURES

- Automatically Deploys When Tarp is Covering the Load
- Stored Out of Loading Area When Tarp is in the Uncovered Position
- Closes the Gap between Cab Guard and Top of Box Creating Better Coverage over Your Load
- Reduces Wind Effect on Tarp During Closing, Opening, and Travel
- Prolonged Tarps Life by Limiting Air Movement Under the Tarp by Closing Gap between Cab Guard and Top of Box
- Available Tension Arm™ Kits P/N: **1120129** - 10' Arm, **1120130** - 12' Arm, **1120131** - 14' Arm



E-COMMERCE STORE

Search through our large selection of Genuine replacement parts, tarps, and more. Shop Shurco today!

4500

MOTOR

KEY FEATURES

- Direct-Drive Motor — No Chain-Driven Reduction
- Highly Reliable Magnetic Brake – No Electrical Energy is Used to Actuate Brake, There are No Electrical Connections to Misfire
- Durable All-Metal Gearbox
- 12-Volt Electrical Required
- Optimal Torque Rather than Increased Torque for Tarps
- Features High-Efficiency Planetary Gear Reduction
- 3-Year Warranty
- Available Motor P/N: **1120967**



PROTRAP 150, 250, 350

MOTOR

KEY FEATURES

- Direct-Drive Motor — No Chain-Driven Reduction
- 150 Low-Torque Motors Used with Strap-Style Tarps, 250 Motor for Rack-and Pinion Tarps, 350 Motor Available for Heavy-Duty Applications that Require Higher Torque
- Features High-Efficiency Planetary Gear Reduction
- Highly Reliable Magnetic Brake – No Electrical Energy is Used to Actuate Brake, There are No Electrical Connections to Misfire
- 12-Volt Electrical Required
- 3-Year Warranty
- Available Motor P/N: **1119072** (150), **1118400** (250), **1125713** (350)



AUTOTRAP

MOTOR

KEY FEATURES

- Durable All-Metal Gearbox
- Direct-Drive Motor — No Chain-Driven Reduction
- 1" Through Bore (Round)
- Highly Reliable Magnetic Brake – No Electrical Energy is Used to Actuate Brake, There are No Electrical Connections to Misfire
- 3-Year Warranty
- Available Motor P/N: **1124591**



SMARTDRIVE

MOTOR

KEY FEATURES

- SMARTwire™
- Hex-Through-Bore Design
- Encoder Wire Allows Single-Touch "Express Mode"
- ShurLink™ Remote (Optional) & ShurLink™ App (iOS & Android)
- Flying Power Lead from Motor Head with Plug & Play SMARTwire™
- Available Motor P/N: **1127849**

DURABUILT

MOTOR

KEY FEATURES

- 90:1 Gear Ratio Provides Extra Torque
- 100% Sealed Motor and Gear Casings
- Replaces All Competitors Motors & Fits Front-to-Rear Systems
- 100% Quality Control Tested
- All Motors Have a 3-Year Warranty
- Available Motor P/N: **1121307** 12-Volt, 900W



MORE PRODUCT INFORMATION

Want to learn more? Simply scan to explore further details about our DuraBuilt™ Motor.

APEX | IRONSIDE2

MOTOR

KEY FEATURES

- Direct-Drive Motor – No Chain-Driven Reduction
- Highly Reliable Magnetic Brake – No Electrical Energy is Used to Actuate Brake, There are No Electrical Connections to Misfire
- Optimal Torque Rather Than Increased Torque for Tarps
- 12-Volt Electrical Required
- 3-Year Warranty
- Available Motor P/N: **1127091**

DRIVEMAXX

MOTOR

KEY FEATURES

- Durable All-Metal Gearbox
- Direct-Drive Motor — No Chain-Driven Reduction
- 1" Through Bore (Round)
- Highly Reliable Magnetic Brake – No Electrical Energy is Used to Actuate Brake, There are No Electrical Connections to Misfire
- 3-Year Warranty
- Available Motor P/N: **1124591**



GUSTBUSTER

KEY FEATURES

- Textured Poly Webbing
- Dual-Grommet Ends
- Aluminum Grommet and Bushing
- Complete Mounting Hardware
- Easy-to-Follow Instructions

I AIN'T AFRAID OF NO GUST®

EXCLUSIVELY FROM Shurco! Gustbuster™ Tarp Cords feature an innovative design like no other tarp cord in the industry. Permanently attach Gustbusters to your trailer to keep tarps from flipping in the wind and taking you with them!

Made of moisture-resistant polyester, Gustbuster™ Tarp Cords reduce the risk of dirt and grime getting embedded in the webbing, so the cords stay flexible over time. The durable stretch membrane is integrated throughout the webbing, keeping the material from bunching up on one side of the trailer. Contact with the tarp is more uniform, for better wear and extended tarp life.

Unique aluminum dual-grommet design accommodates 96" and 102" trailer widths.



MORE PRODUCT INFORMATION

Want to learn more? Simply scan to explore further details about our Gustbuster™ Tarp Cords.

EPDM RUBBER STRAP | **BETTER FOR HOT CLIMATES**

DESCRIPTION	MAX STRETCH	CASE QTY	P/N
Natural Rubber Strap - 10" 15"	15"	50	1702159
Natural Rubber Strap - 15" 23"	23"	50	1702160
Natural Rubber Strap - 21" 32"	32"	50	1702161
Natural Rubber Strap - 31" 47"	47"	50	1702162
Natural Rubber Strap - 21" 62"	62"	50	1702163

EPDM RUBBER STRAP | **BETTER FOR COLD CLIMATES**

DESCRIPTION	MAX STRETCH	CASE QTY	P/N
Natural Rubber Strap - 10" 15"	15"	50	1700648
Natural Rubber Strap - 15" 23"	23"	50	1700649
Natural Rubber Strap - 21" 32"	32"	50	1700650
Natural Rubber Strap - 31" 47"	47"	50	1700651

VINYL TARP

	STANDARD		PREMIUM COLORS: INCLUDE A 15% UP-CHARGE								
	BLACK	RED	WHITE	BLUE	GREEN	GRAY	MAROON	YELLOW	GRAPE	ORANGE	TAN
18 OZ. Vinyl	✓*	✓*	✓*	✓*	✓*	✓	✓	✓*	✓	**	CALL
22 OZ. Vinyl	✓*	✓	✓	✓	✓	✓	✓				CALL
DiamondCore™	✓*										
Standard Mesh	✓*	**		**							
CRXT	✓*										

*Available through any Shurco (US) location.

**Available only through Shurco Florida Location.

NOTE: Our fabric maintains consistent color year after year. However, we cannot guarantee an exact color match. Sometimes, variations in sheen can make the color appear slightly different. Please note that the colors shown may not exactly match the actual tarp color.

SPECIALTY FABRIC: CRXT (CHEMICALLY RESISTANT EXTREME TARP) FABRIC

Originally known as Distiller's Grain fabric, CRXT fabric is highly resistant to solvent chemicals and offers superior UV protection and high-temp performance which contribute to longer tarp life. Recommended for distiller's grain or similar loads.

No matter what type of fabric you choose, every lot undergoes rigorous laboratory testing to ensure it meets high standards for tear strength, abrasion resistance, and flexibility in cold temperatures.

TARP REPAIR SUPPLIES

DESCRIPTION	P/N
Professional Tarp Repair Kit	*1108059
Standard Tarp Repair Kit	*1102111
Strip Kit w/ Glue	1120613
Tarp Repair Kit w/ Vinyl Tape - 6" X 10'	1128814
Vinyl Patch Kit	1801724
Handi Grommet Kit w/ Grommets	1703251
1 Wooden Roller	1701391
2 2" x 3" Patch w/ Radius Corners	1111869
3 3" x 4" Patch w/ Radius Corners	1111870
4 4" x 5" Patch w/ Radius Corners	1111871
5 3" Round Patch	1111872
6 Vinyl-Coated Tarp Remnant - Black	1128714
Vinyl-Coated Tarp Remnant (specify color)	1107371
Vinyl Repair Tape - 6" x 50' (not shown)	**1706352
7 HH-66 Thinner - Pint	1700697
8 HH-66 Thinner - Gallon	1700602
HH-66 Vinyl Cement - 8 Oz.	**1700356
9 HH-66 Vinyl Cement - Pint	1801723
10 HH-66 Vinyl Cement - Quart	1700355
11 HH-66 Vinyl Cement - Gallon	1700354
#3 Brass Grommet (minimum order 25)	**1700673

*Black tarp unless otherwise specified.

**Not shown in diagram.

PROF. KIT STANDARD KIT GROMMET KIT



MORE PRODUCT INFORMATION

Scan the QR code for additional Mighty Mesh® product information.



E-COMMERCE STORE

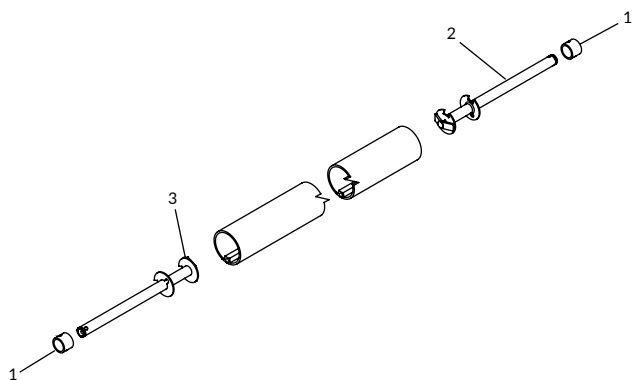
Search through our large selection of Genuine replacement parts, tarps, and more. Shop Shurco today!

CABLES

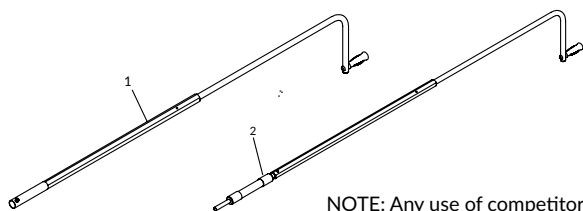
SHURCO BRAND	P/N		AGRI-COVER® BRAND	P/N
1 Stainless Cable - 139"	1705280	VS	Cable 139" Stainless Steel (48-103" wide box)	10941
Galvanized Cable - 139"	1704295	VS	Cable 139" (48-103" wide box)	10940
Galvanized Cable - 151"	1704294	VS	Cable 151" (104-120" wide box)	10939
Galvanized Cable - 175"	1704514	VS	Cable 172" (121-144" wide box)	10938

**CARTRIDGES**

SHURCO BRAND	P/N		AGRI-COVER® BRAND	P/N
1 Cartridge Spacer	1118228	VS	1" PVC Cartridge Spacer	10734
2 Rear Cartridge Assy - 15" Red	1123953	VS	15" Right Cart. w/ Clamp Kit (red powder coated)	40835
3 Front Cartridge Assy - 15" Black	1123952	VS	15" Left Cart. w/ Clamp Kit (black powder coated)	40812

**CRANK ARMS**

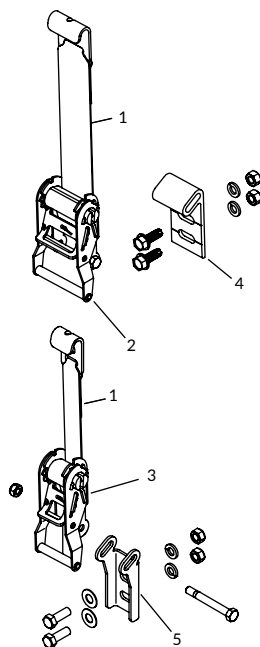
SHURCO BRAND	P/N		AGRI-COVER® BRAND	P/N
1 Galv Telescoping Crank w/Flex Jnt - 4'9" to 7'10"	1123809	VS	Alum Short Crank Handle w/ Flex Drive Kit (5' 3" extends to 7' 11")	4000930
Galv Telescoping Crank w/Flex Jnt - 6'1" to 9'4"	1123813	VS	Alum Long Crank Handle w/ Flex Drive Kit (7' 5" extends to 12' 4")	4000931
Galv Telescoping Crank w/Flex Jnt - 8'3" to 11'6"	1123817	VS	Alum XL Crank Handle w/ Flex Drive Kit (8' 8" extends to 13' 7")	4000932
Galv Telescoping Crank w/Flex Jnt - 9'7" to 12'10"	1123821	VS	Alum XXL Crank Handle w/ Flex Drive Kit (10' 1" extends to 17' 9")	4000933
SS Telescoping Crank w/Flex Jnt - 4'9" to 7'10"	1123811	VS	No Option Found	
SS Telescoping Crank w/Flex Jnt - 6'1" to 9'4"	1123815	VS	No Option Found	
SS Telescoping Crank w/Flex Jnt - 8'3" to 11'6"	1123819	VS	No Option Found	
SS Telescoping Crank w/Flex Jnt - 9'7" to 12'10"	1123823	VS	No Option Found	
2 Galv Telescoping Crank - 4'9" to 7'10"	1123810	VS	Alum Short Crank Handle Kit (4' extends to 6' 8")	4000923
Galv Telescoping Crank - 6'1" to 9'4"	1123814	VS	Alum Long Crank Handle Kit (6' 2" extends to 11' 1")	4000924
Galv Telescoping Crank - 8'3" to 11'6"	1123818	VS	Alum XL Crank Handle Kit (7' 5" extends to 12' 4")	4000925
Galv Telescoping Crank - 9'7" to 12'10"	1123822	VS	Alum XXL Crank Handle Kit (8' 10" extends to 16' 6")	4000926
SS Telescoping Crank - 4'9" to 7'10"	1123812	VS	No Option Found	
SS Telescoping Crank - 6'1" to 9'4"	1123816	VS	No Option Found	
SS Telescoping Crank - 8'3" to 11'6"	1123820	VS	No Option Found	
SS Telescoping Crank - 9'7" to 12'10"	1123824	VS	No Option Found	
3 Flex Arm Joint Assy - 12"	1118722	VS	Flex Drive	60937



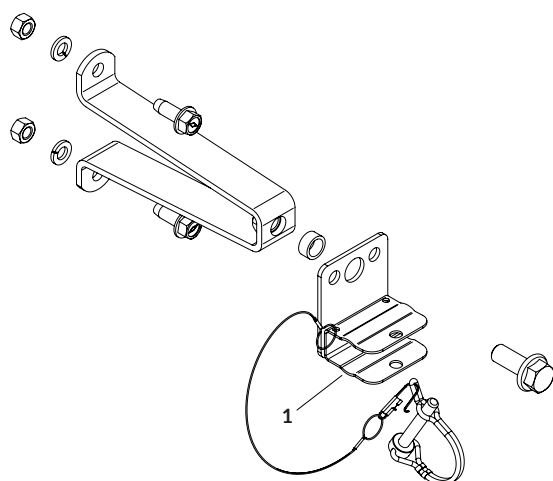
NOTE: Any use of competitor names, trademarks, model number, item number or part number is for reference purposes only.

RATCHETS/STRAPS

	SHURCO BRAND	P/N		AGRI-COVER® BRAND	P/N
	Ratchet Strap Assy - 18" X 1"	1129609	VS	No Option Found	
	Stainless Ratchet Strap Assy - 18" x 1"	1122608	VS	No Option Found	
	Ratchet Strap Assy - 42" X 1"	1129610	VS	Ratchet Kit (1" W strap)	80039
	Stainless Ratchet Strap Assy - 42" x 1"	1122793	VS	Ratchet Kit (1" W strap) (stainless steel)	80043
1	Ratchet Strap - 18" X 1"	1129611	VS	Ratchet Strap w/ Hook (1" W x 19" L)	70983
	Stainless Ratchet Strap - 18" x 1"	1122609	VS	Ratchet Strap w/ Hook (1" W x 19" L) (stainless steel)	70989
	Ratchet Strap - 42" X 1"	1129612	VS	Ratchet Strap w/ Hook (1" W x 43" L)	90432
	Stainless Ratchet Strap - 42" x 1"	1122794	VS	Ratchet Strap w/ Hook (1" W x 43" L) (stainless steel)	90434
2	Ratchet Handle - 1"	1706493	VS	Tie-Down Ratchet (1" W strap)	70995
	Stainless Ratchet Handle - 1"	1705066	VS	Tie-Down Ratchet (1" W strap) (stainless steel)	70515
3	Adjustable Ratchet Bracket	1129613	VS	Ratchet Bracket (1" W strap)	4001024
	Stainless Adjustable Ratchet Bracket	1122610	VS	Ratchet Bracket (1" W strap) (stainless steel)	4001026

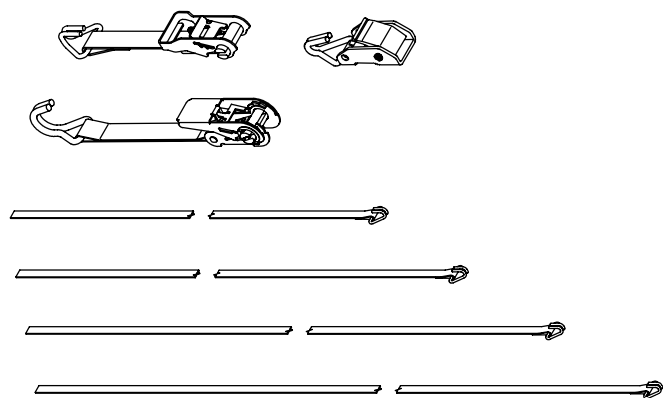
**RETAINERS**

	SHURCO BRAND	P/N		AGRI-COVER® BRAND	P/N
	Telescoping Crank Retainer Kit	1123756	VS	Nylon Swivel Handle Holder w/ Pin Kit	4004735
	Stainless Telescoping Crank Retainer Kit	1123905	VS	Nylon Swivel Handle Holder w/ Pin Kit	4004735
1	Stainless Snaplock Retainer	1130839	VS	Nylon Swivel Handle Holder	4003646



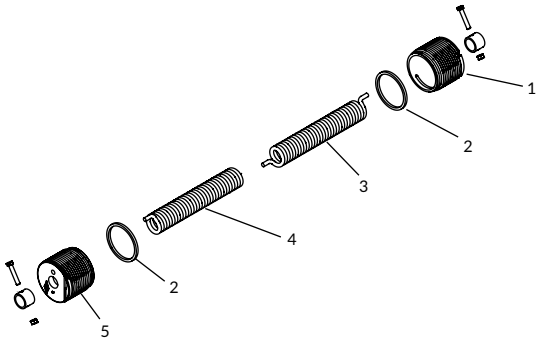
RIDGE STRAPS

SHURCO BRAND	P/N		AGRI-COVER® BRAND	P/N
Ridge Strap Kit w/Hook - 1" x 10'	1118521	VS	Ridge Strap Kit (up to 10' long box)	50414
Ridge Strap Kit w/Hook - 1" x 14'	1118523	VS	Ridge Strap Kit (up to 14' long box)	30769
Ridge Strap Kit w/Hook - 1" x 18'	1121405	VS	Ridge Strap Kit (up to 18' long box)	30683
Ridge Strap Kit w/Hook - 1" x 24'	1118525	VS	Ridge Strap Kit (up to 24' long box)	30845
Stainless Ridge Strap Kit w/Hook - 1" x 10'	1120301	VS	Ridge Strap Kit (up to 10' long box) (stainless steel)	50428
Stainless Ridge Strap Kit w/Hook - 1" x 14'	1120302	VS	Ridge Strap Kit (up to 12' long box) (stainless steel)	40962
Stainless Ridge Strap Kit w/Hook - 1" x 18'	1121407	VS	Ridge Strap Kit (up to 18' long box) (stainless steel)	40963
Stainless Ridge Strap Kit w/Hook - 1" x 24'	1121409	VS	Ridge Strap Kit (up to 24' long box) (stainless steel)	50008



SPOOLS

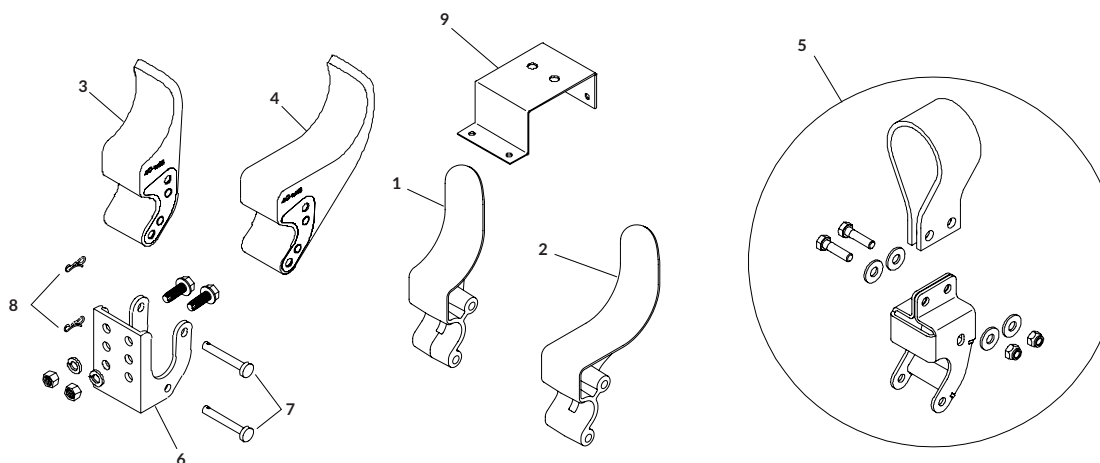
	SHURCO BRAND	P/N		AGRI-COVER® BRAND	P/N
1	Rear Cable Spool - 3" R	1704373	VS	No Option Found	
	Rear Cable Spool - 3-1/2" R	1704436	VS	3-1/2" Right Spool ("R" mark)	4000226
2	O-Ring Seal Kit (Includes 2 O-Rings)	1123955	VS	No Option Found	
3	Rear Spring - Red	1118229	VS	Right Spring (red powder coated)	40982
	Front Spring - Black	1118230	VS	Left Spring (black powder coated)	40983
4	Front Cable Spool - 3" L	1704372	VS	No Option Found	
	Front Cable Spool - 3-1/2" L	1704435	VS	3-1/2" Left Spool ("L" mark)	4000225



NOTE: Any use of competitor names, trademarks, model numbers, item numbers or part numbers is for reference purposes only.

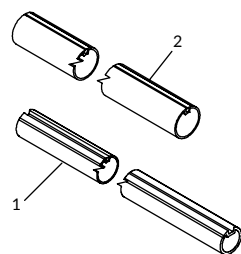
TARP STOPS

SHURCO BRAND	P/N	VS	AGRI-COVER® BRAND	P/N
EOF Alum Tarp Stop w/Hdw	1124780	VS	Universal Quick Release Aluminum Tarp Stop (tall)	60566
EOF Alum 6" Offset Tarp Stop w/Hdw	1124783	VS	No Option Found	
EOF Flexible Tarp Stop w/Hdw	1114047	VS	Universal Quick Release Flexible Tarp Stop (tall)	4006797
EOF Flexible 6" Offset Tarp Stop w/Hdw	1114388	VS	Universal Quick Release Flexible Tarp Stop (6" offset)	4006800
EOF Belt Flex Tarp Stop w/Hdw	1122278	VS	Universal Quick Release Belted Tarp Stop	4008336
1 EOF Alum Tarp Stop Upright	1705775	VS	Universal Quick Release Cast Aluminum Upright (tall)	60670
2 EOF Alum 6" Offset Tarp Stop Upright	1705454	VS	Universal Quick Release Cast Aluminum Upright (6" offset)	60677
3 EOF Flexible Tarp Stop Upright	1115216	VS	Universal Quick Release Flexible Upright (tall)	4006796
4 EOF Flexible 6" Offset Tarp Stop Upright	1115217	VS	Universal Quick Release Flexible Upright (6" offset)	4006799
5 EOF Belt Flex Tarp Stop Upright	1122260	VS	Universal Quick Release Belted Upright	4008319
6 EOF Tarp Stop Body	1100833	VS	Universal Quick Release Base (silver powder coated)	60471
7 Clevis Pin - 5/16" x 2-7/8"	1703604	VS	5/16" x 3" Zinc Plated Clevis Pin	10892
8 Bowtie Cotter Pin - 1-3/8"	1704380	VS	5/8" x 1-3/8" Zinc Plated Bow-Tie Pin	60036
9 Tarp Stop Bracket	1100814	VS	Tarp Stop Bracket (2-1/8" depth) (black powder coated)	70975



ROLL TUBES

SHURCO BRAND	P/N	VS	AGRI-COVER® BRAND	P/N
1 Alum Roll Tube - 3" x 12'	1118639	VS	11' 9" (141") Roll Tube (3" dia.) (alum.)	HC1410
Alum Roll Tube - 3" x 16'	1704439	VS	16' (192") Roll Tube (3" dia.) (alum.)	HC1920
Alum Roll Tube - 3" x 20'	1704398	VS	20' (240") Roll Tube (3" dia.) (alum.)	HC2400
Alum Roll Tube - 3" x 24'	1704236	VS	24' (288") Roll Tube (3" dia.) (alum.)	HC2880
Alum Roll Tube - 3" x 27'	1705770	VS	27' (324") Roll Tube (3" dia.) (alum.)	HC3240
2 Alum Splice Tube - 3"	1704863	VS	24" Roll Tube Splice (3" dia.) (alum.)	50064



ELECTRICS

SHURCO BRAND	P/N	VS	AGRI-COVER® BRAND	P/N
Durabuilt™ Motor w/Cover - 2-1/8" Shaft	1121307	VS	12V Motor & Worm Gear w/ Cover (SRT-2)	50676
Motor Cover - Chrome - 1 PC.	1811884	VS	Tarp Motor Cover Kit	90161
Motor Extension - Black	1118221	VS	Motor Extension Shaft (14" powder coated) (SRT-2)	10333
Upper Pivot Arm - Durabuilt™	1118224	VS	Upper Pivot Arm w/ Motor Mount (30" long)	10774
Lower Pivot Arm - 60"	1129986	VS	Lower Pivot Arm (60" long)	30638
Stainless Lower Pivot Arm - 60"	1127979	VS	Lower Pivot Arm (60" long) (stainless steel)	40989
Lower Pivot Arm - 80"	1114954	VS	Lower Pivot Arm (95" long)	60666
Stainless Lower Pivot Arm - 80"	1115558	VS	No Option Found	
Swing Arm Hdw - Durabuilt™	1130435	VS	Pivot Mount Hardware Kit	40926
Stainless Swing Arm Hdw - Durabuilt™	1126495	VS	Pivot Mount Hardware Kit (stainless steel)	30643
Dual-Cond Wire - 6 Ga. - 30'	1118495	VS	2 Strand 6 Ga. Wire (30 ft.)	10773
Dual-Cond Wire - 6 Ga. - 75'	1108102	VS	2 Strand 6 Ga. Wire (75 ft.)	10770
40-Amp Modified-Reset Circuit Breaker	1704354	VS	12V 40 Amp Automatic Circuit Breaker	10739
Circuit Breaker Boot - Red	1704411	VS	Red Breaker Cover	30648
Rocker Switch	1116020	VS	12V Rocker Switch	40649
Rocker Switch Mtg Bracket	1703661	VS	Toggle Switch Mounting Bracket	40673
Motor-Rev Solenoid 12V - 2 Pt Mnt - Black Wire	1703845	VS	12V Motor Reversing Solenoid w/ Jumper Wire	70498

REPLACEMENT PARTS



TABLE OF CONTENTS

REPLACEMENT PARTS

Shur-Lok® Belt 'N Ratchet.....	82
Shurco Bulk Part Order.....	108
Cable-Lok™.....	109
Electric Components.....	123
Shur-Lok® Electric.....	128
Cable-Lok™ Electric.....	130
4500 Series HD.....	132
ProTrap®.....	138
AutoTrap™.....	139
MaxxTrap™.....	140
DriveMaxx™.....	142
Electric Gate & Hoist.....	144
IronSide2™.....	145
Shur-Matic®.....	148

DISCONTINUED REPLACEMENT PARTS

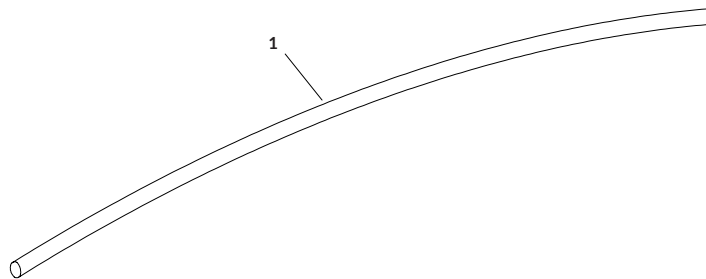
SMART3™.....	155
Shur-Lok® Junior.....	156
AutoGate™.....	157
TrapAdapt™.....	158
IronSide™.....	159

THINGS TO NOTE IN REPLACEMENT PARTS

FEES
All components other than standard may require a non-refundable \$100 special processing fee. Call for details.
BOWS
Bow rise is typically 2" greater than rise of cap. Other rises available.
CAPS
Cap rise is typically 2" less than rise of bow. Other rises available.
Mounting hardware NOT included with end caps.

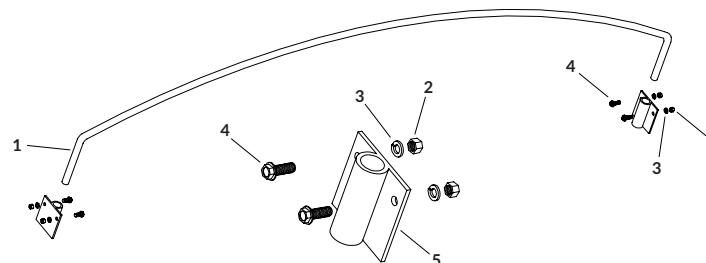
BOW COVERS

DESCRIPTION	P/N
1 Bow Sock - 40oz Vinyl	1111335



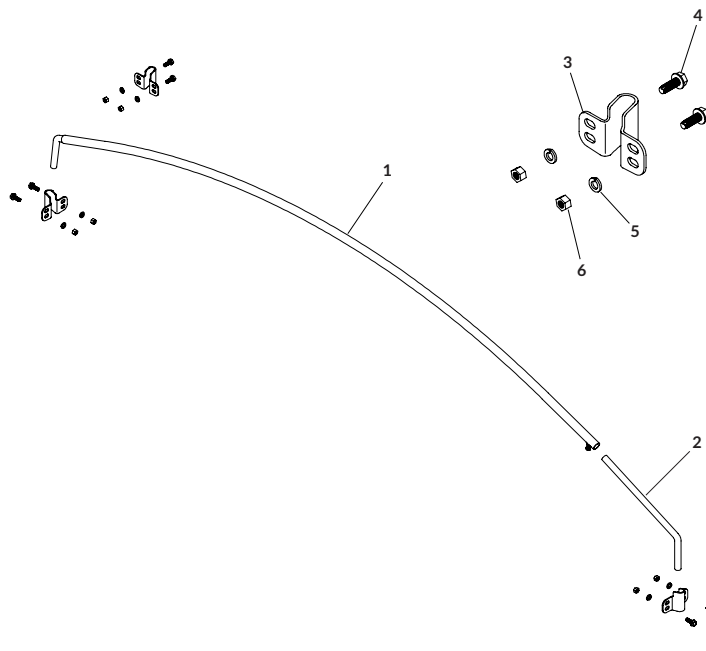
BOWS - ALUMINUM

DESCRIPTION	P/N
PARTS	
1 Solid Alum. Bow - 8" Rise	
Solid Alum. Bow - 12" Rise	
2 Hex Nut - 3/8"	1700407
3 Lock Washer - 3/8"	1700434
4 Self-Tapping Screw - 3/8" x 1"	1700400
5 Alum. Bow Bracket	1109110



BOWS - ADJUSTABLE GALVANIZED

DESCRIPTION	P/N
KITS & HARDWARE	
Adj. Galv. Bow Kit - 8" Rise - 84" to 92" [Includes: A; 1; 2; 2 of 3]	1122754
Adj. Galv. Bow Kit - 8" Rise - 93" to 101" [Includes: A; 1; 2; 2 of 3]	1122756
Adj. Galv. Bow Kit - 10" Rise - 84" to 92" [Includes: A; 1; 2; 2 of 3]	1122724
Adj. Galv. Bow Kit - 10" Rise - 93" to 101" [Includes: A; 1; 2; 2 of 3]	1122757
Adj. Galv. Bow Kit - 12" Rise - 84" to 92" [Includes: A; 1; 2; 2 of 3]	1122755
Adj. Galv. Bow Kit - 12" Rise - 93" to 101" [Includes: A; 1; 2; 2 of 3]	1122758
Adj. Galv. Bow w/Shank - 8" Rise - 84" to 92" [Includes: 1; 2]	1123932
Adj. Galv. Bow w/Shank - 8" Rise - 93" to 101" [Includes: 1; 2]	1123934
Adj. Galv. Bow w/Shank - 10" Rise - 84" to 92" [Includes: 1; 2]	1122719
Adj. Galv. Bow w/Shank - 10" Rise - 93" to 101" [Includes: 1; 2]	1122825
Adj. Galv. Bow w/Shank - 12" Rise - 84" to 92" [Includes: 1; 2]	1123933
Adj. Galv. Bow w/Shank - 12" Rise - 93" to 101" [Includes: 1; 2]	1123935
Adj. Bow Shank & Bracket Kit - 8" Rise [Includes: A; 2; 2 of 3]	1123871
Adj. Bow Shank & Bracket Kit - 12" Rise [Includes: A; 2; 2 of 3]	1123872
A Mounting Fasteners (4)	1107711
PARTS	
1 Adj. Galv. Bow - 8" Rise - 84" to 92"	1122759
Adj. Galv. Bow - 8" Rise - 93" to 101"	1122818
Adj. Galv. Bow - 10" Rise - 84" to 92"	1122627
Adj. Galv. Bow - 10" Rise - 93" to 101"	1122819
Adj. Galv. Bow - 12" Rise - 84" to 92"	1122817
Adj. Galv. Bow - 12" Rise - 93" to 101"	1122820
2 Galv. Bow Long Shank - 8" Rise	1122821
Galv. Bow Long Shank - 10" Rise	1122626
Galv. Bow Long Shank - 12" Rise	1122822
3 Single Bow Bracket	1120836
4 Self-Tapping Screw - 3/8" x 1"	1700400
5 Lock Washer - 3/8"	1700434
6 Hex Nut - 3/8"	1700407

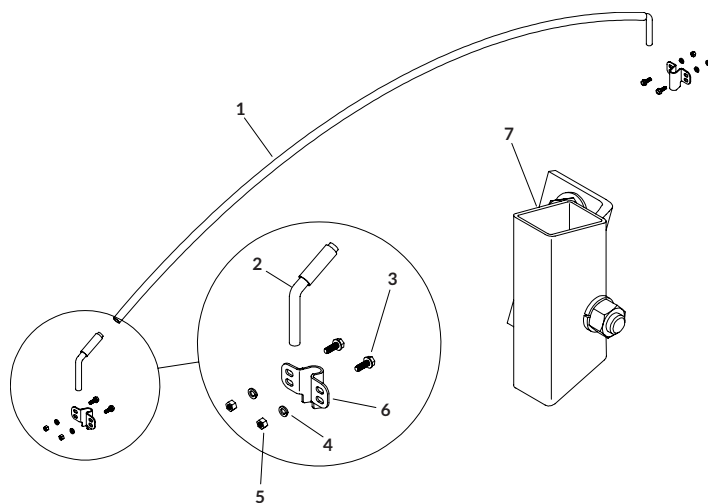
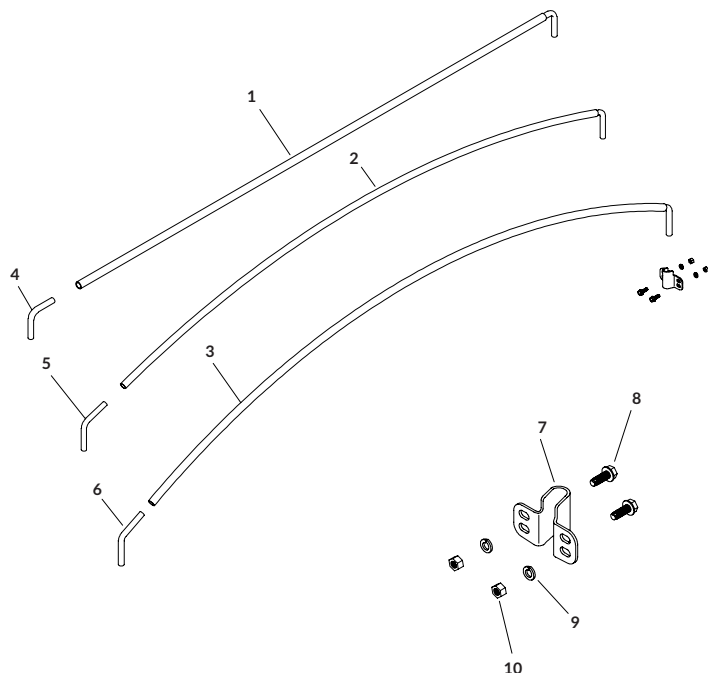


BOWS - STANDARD GALVANIZED

DESCRIPTION	P/N
KITS & HARDWARE	
Galv. Bow Kit - Flat - 89" to 102" [Includes: A; 1; 4; 2 of 7]	1111781
Galv. Bow Kit - 8" Rise - 78" to 84" [Includes: A; 2; 5; 2 of 7]	1117915
Galv. Bow Kit - 8" Rise - 85" to 92" [Includes: A; 2; 5; 2 of 7]	1117916
Galv. Bow Kit - 8" Rise - 93" to 102" [Includes: A; 2; 5; 2 of 7]	1100766
Galv. Bow Kit - 12" Rise - 89" to 95" [Includes: A; 3; 6; 2 of 7]	1117917
Galv. Bow Kit - 12" Rise - 96" to 102" [Includes: A; 3; 6; 2 of 7]	1100768
Galv. Bow Shank & Bracket Kit - Flat [Includes: A; 4; 2 of 7]	1111782
Galv. Bow Shank & Bracket Kit - 8" Rise [Includes: A; 5; 2 of 7]	1101608
Galv. Bow Shank & Bracket Kit - 12" Rise [Includes: A; 6; 2 of 7]	1106968
A Mounting Fasteners (4) [Includes: 4 of 8, 9 & 10]	1107711
PARTS	
1 Galv. Bow - Flat - 89" to 102"	1109149
2 Galv. Bow - 8" Rise - 78" to 84"	1117904
Galv. Bow - 8" Rise - 85" to 92"	1116120
Galv. Bow - 8" Rise - 93" to 102"	1100760
3 Galv. Bow - 12" Rise - 89" to 95"	1117905
Galv. Bow - 12" Rise - 96" to 102"	1100762
4 Galv. Bow Shank - Flat	1109150
5 Galv. Bow Shank - 8" Rise	1100695
6 Galv. Bow Shank - 12" Rise	1106925
7 Single Bow Bracket	1120836
8 Self-Tapping Screw - 3/8" x 1"	1700400
9 Lock Washer - 3/8"	1700434
10 Hex Nut - 3/8"	1700407

BOWS - X-WIDE GALVANIZED 1 PC. | For Grain Carts

DESCRIPTION	P/N
KITS & HARDWARE	
X-Wide Bow Kit - 12" Rise - 99" to 104" [Includes: A; 1; 2; 2 of 6]	1119465
X-Wide Bow Kit - 12" Rise - 104-1/2" to 109-1/2" [Includes: A; 1; 2; 2 of 6]	1119466
X-Wide Bow Kit - 12" Rise - 109" [Includes: A; 1; 2; 2 of 6]	1119464
X-Wide Bow Kit - 12" Rise - 110" to 115" [Includes: A; 1; 2; 2 of 6]	1119467
X-Wide Bow Kit - 12" Rise - 115-1/2" to 121" [Includes: A; 1; 2; 2 of 6]	1119468
X-Wide Bow Kit - 12" Rise - 121-1/2" to 127" [Includes: A; 1; 2; 2 of 6]	1119469
X-Wide Bow Kit - 12" Rise - 127-1/2" to 134" [Includes: A; 1; 2; 2 of 6]	1119470
X-Wide Bow Kit - 12" Rise - 134-1/2" to 141" [Includes: A; 1; 2; 2 of 6]	1119471
A Mounting Fasteners (4) [Includes: 4 of 3, 4 & 5]	1107711
PARTS	
1 Galv Bow - 12" Rise - 99" to 104"	1119227
Galv Bow - 12" Rise - 104-1/2" to 109-1/2"	1119220
Galv Bow - 12" Rise - 109"	1118724
Galv Bow - 12" Rise - 110" to 115"	1119219
Galv Bow - 12" Rise - 115-1/2" to 121"	1119218
Galv Bow - 12" Rise - 121-1/2" to 127"	1119217
Galv Bow - 12" Rise - 127-1/2" to 134"	1119216
Galv Bow - 12" Rise - 134-1/2" to 141"	1119215
2 X-Wide Bow Shank - 12" Rise - 99" to 109-1/2"	1119233
X-Wide Bow Shank - 12" Rise - 110" to 127"	1119232
X-Wide Bow Shank - 12" Rise - 127-1/2" to 141"	1119231
3 Self-Tapping Screw - 3/8" x 1"	1700400
4 Lock Washer - 3/8"	1700434
5 Hex Nut - 3/8"	1700407
6 Single Bow Bracket	1120836
7 Adjustable Bow Bracket	1117946



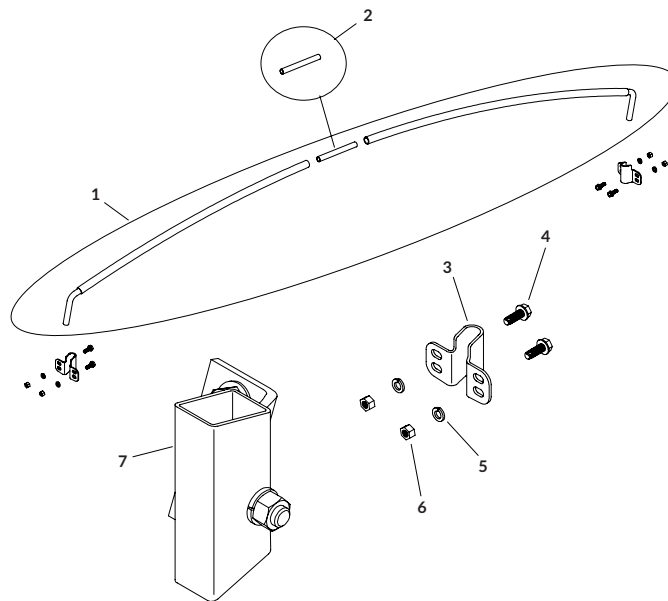
BOWS - X-WIDE GALVANIZED 2 PC. | For Grain Carts

DESCRIPTION	P/N
KITS & HARDWARE	
X-Wide Bow Kit - 8" Rise - 103" to 168" [Includes: A; 2; 2 of 1 & 3]	1106943
X-Wide Bow Kit - 12" Rise - 103" to 168" [Includes: A; 2; 2 of 1 & 3]	1106941
Galv Bow Bracket Kit - X Wide [Includes: A; 2; 2 of 3]	1106942
A Mounting Fasteners (4) [Includes: 4 of 4; 5 & 6]	1107711

PARTS

1 Galv X-Wide Bow - 8" Rise - 103" to 168"	*1116118
Galv X-Wide Bow - 12" Rise - 103" to 168"	*1116119
2 X-Wide Bow Connector Tube	1100685
3 Single Bow Bracket	1120836
4 Self-Tapping Screw - 3/8" x 1"	1700400
5 Lock Washer - 3/8"	1700434
6 Hex Nut - 3/8"	1700407
7 Adjustable Bow Bracket	1117946

*Includes bow halves and connectot tube.



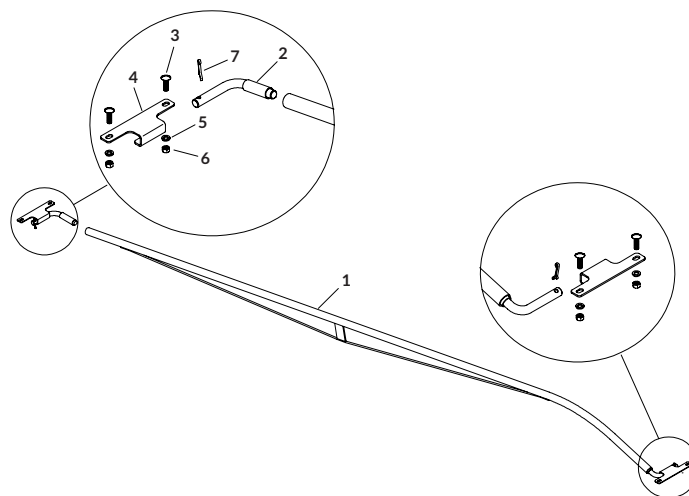
BOWS - X-WIDE GALVANIZED FLAT | For Grain Carts

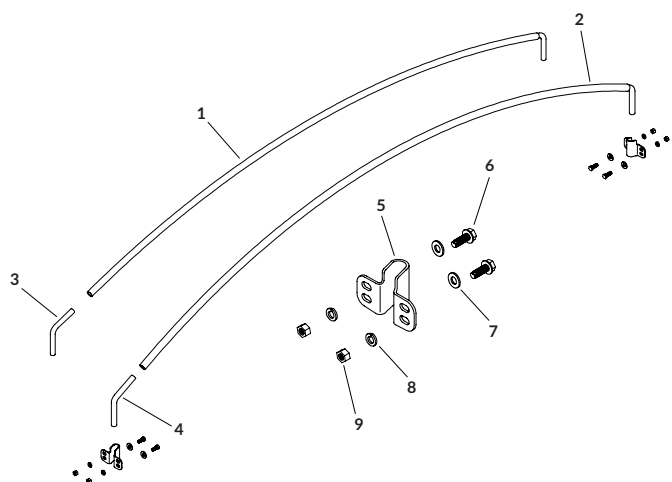
DESCRIPTION	P/N
KITS & HARDWARE	
X-Wide Bow Kit - Flat - 113" to 122" [Includes: A; 1; 2; 2 of 4]	*1120308
X-Wide Bow Kit - Flat - 123" to 132" [Includes: A; 1; 2; 2 of 4]	*1120309
X-Wide Bow Kit - Flat - 133" to 142" [Includes: A; 1; 2; 2 of 4]	*1120310
X-Wide Bow Kit - Flat - 143" to 152" [Includes: A; 1; 2; 2 of 4]	*1120311
X-Wide Bow Kit - Flat - 153" to 162" [Includes: A; 1; 2; 2 of 4]	*1120312
X-Wide Bow Kit - Flat - 163" to 172" [Includes: A; 1; 2; 2 of 4]	*1125785
A Bow Mtg Hdw - X Wide Flat [Includes: 2 of 7; 4 of 3, 5 & 6]	1120362

PARTS

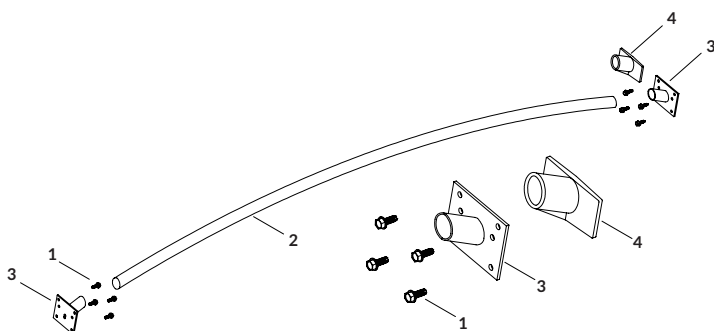
1 X-Wide Bow - Flat - 113" to 122"	1120303
X-Wide Bow - Flat - 123" to 132"	1120304
X-Wide Bow - Flat - 133" to 142"	1120305
X-Wide Bow - Flat - 143" to 152"	1120306
X-Wide Bow - Flat - 153" to 162"	1120307
X-Wide Bow - Flat - 163" to 172"	1122970
2 X-Wide Bow Shank - Flat	1117683
3 Truss Head Machine Screw - 3/8" x 1-1/4"	1703964
4 Horizontal Bow Bracket	1117665
5 Lock Washer - 3/8"	1700434
6 Hex Nut - 3/8"	1700407
7 Humpback Cotter Pin - 3/16" x 1-1/4"	1701577

*Measurement on bows denotes inside cart width. Bows have 6" tapered rise to ensure tight tarp tension across flat cap.



**BOWS - STANDARD STAINLESS**

DESCRIPTION		P/N
KITS & HARDWARE		
Stainless Bow Kit - 8" Rise - 78 to 84" [Includes: A; 1; 3; 2 of 5]		1120351
Stainless Bow Kit - 8" Rise - 85" to 92" [Includes: A; 1; 3; 2 of 5]		1120352
Stainless Bow Kit - 8" Rise - 93" to 102" [Includes: A; 1; 3; 2 of 5]		1120353
Stainless Bow Kit - 12" Rise - 82" to 88" [Includes: A; 2; 4; 2 of 5]		1120354
Stainless Bow Kit - 12" Rise - 89" to 95" [Includes: A; 2; 4; 2 of 5]		1120355
Stainless Bow Kit - 12" Rise - 96" to 102" [Includes: A; 2; 4; 2 of 5]		1120356
A Stainless Mounting Fasteners (4) [Includes: 4 of 6, 7, 8 & 9]		1116275
PARTS		
1 Stainless Bow - 8" Rise - 78" to 84"		1120286
Stainless Bow - 8" Rise - 85" to 92"		1120287
Stainless Bow - 8" Rise - 93" to 102"		1119765
2 Stainless Bow - 12" Rise - 82" to 88"		1120288
Stainless Bow - 12" Rise - 89" to 95"		1120289
Stainless Bow - 12" Rise - 96" to 102"		1120290
3 Stainless Bow Shank - 8" Rise		1119766
4 Stainless Bow Shank - 12" Rise		1116754
5 Stainless Single Bow Bracket		1120975
6 Stainless Hex Head Cap Screw - 3/8" x 1"		1703579
7 Stainless Flat Washer - 3/8"		1703577
8 Stainless Lock Washer - 3/8"		1703576
9 Stainless Hex Nut - 3/8"		1200999

**BOWS - DURABOWS™**

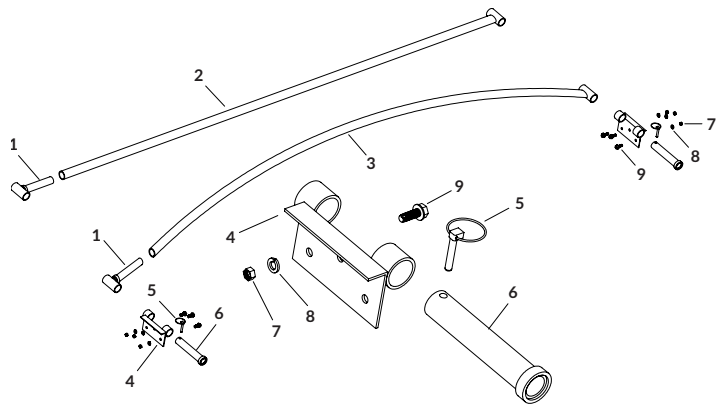
DESCRIPTION		P/N
KITS & HARDWARE		
Durabow™ Bow Kit - 97" - Steel [Includes: A; 2; 2 of 3]		1123544
Durabow™ Bow Kit - 102" - Steel [Includes: A; 2; 2 of 3]		1123541
Durabow™ Bow Kit - 97" - Alum. [Includes: A; 2; 2 of 4]		1123545
Durabow™ Bow Kit - 102" - Alum. [Includes: A; 2; 2 of 4]		1123542
Bow Bracket Kit - Durabow™ - Steel [Includes: A; 2 of 3]		1110653
Bow Bracket Kit - Durabow™ - Alum. [Includes: A; 2 of 4]		1124624
A Bow Mtg. Hdw. - Durabow™ [Includes: 8 of 1]		1115971
PARTS		
1 Self-Tapping Screw - 3/8" x 1"		1700400
2 Durabow™ - 97"		1705128
Durabow™ - 102"		1705129
Replacement Flexbow®		*1702857
3 Durabow™ Bracket - Steel		*1122932
4 Durabow™ Bracket - Alum		1705324

*Durabow™ steel brackets are a fit-all bracket for both Flexbow® and Durabow™. Original steel Flexbow® brackets are zinc plated; steel Durabow™ brackets are yellow plated. Durabows will NOT slide into original Flexbow® steel brackets. When ordering P/N 1702857 replacement Flexbow®, please order P/N 1123544 or P/N 1123541 Durabow™ bow kits, which include Durabow™ steel brackets.

NOTE: Durabows are NOT recommended for low-rise applications.

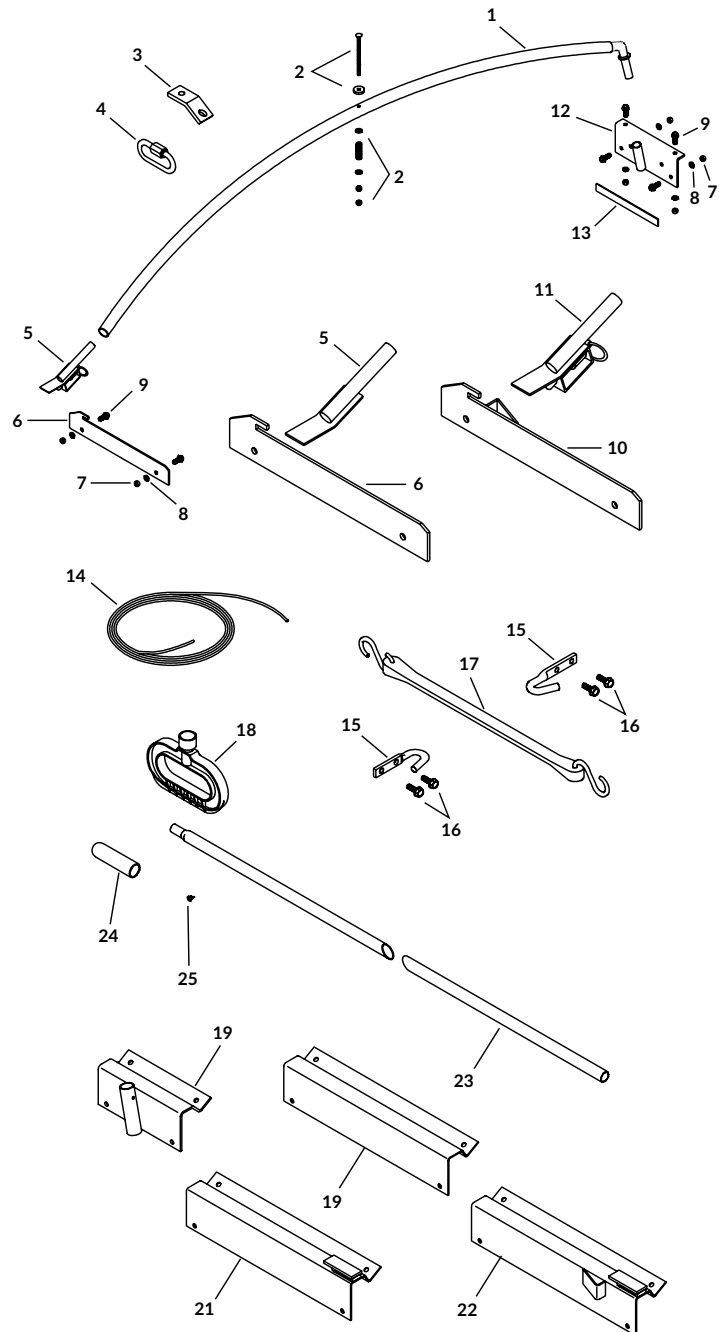
BOWS - HEAVY-DUTY

	DESCRIPTION	P/N
KITS & HARDWARE		
	Heavy-Duty Bow Kit - Flat [Includes: A; 2]	1112667
	Heavy-Duty Bow Kit - 3" Rise [Includes: A; 3]	1126917
	Heavy-Duty Bow Kit - 8" Rise [Includes: A; 3]	1106615
	Heavy-Duty Bow Kit - 12" Rise [Includes: A; 3]	1102697
A	Heavy-Duty Bow Bracket Kit [Includes: B; 1; 2 of 4 & 6]	1107245
B	Heavy-Duty Bow Mtg. Hdw. [Includes: 2 of 5; 6 of 7, 8 & 9]	1107244
PARTS		
1	Heavy-Duty Bow Shank	1104706
2	Heavy-Duty Bow - Flat	1112669
3	Heavy-Duty Bow - 3" Rise	1123052
	Heavy-Duty Bow - 8" Rise	1106612
	Heavy-Duty Bow - 12" Rise	1101927
4	Heavy-Duty Bow Bracket	1106614
5	Lynch Pin - 5/16" x 1-3/4"	1701098
6	Heavy-Duty Bow Pin	1104123
7	Hex Nut - 3/8"	1700407
8	Lock Washer - 3/8"	1700434
9	Self-Tapping Screw - 3/8" x 1"	1700400



BOWS - TURNING POINT™

	DESCRIPTION	P/N
KITS & HARDWARE		
	Pull Rope Kit [Includes: 3; 4; 14; 17; 18; 2 of 15; 4 of 16]	1105339
A	Bow Mtg. Hdw. - Turning Point™ [Includes: 2; 6 of 7, 8 & 9]	1105340
B	Rollaway Ridgepole Hdw [Includes: 2 of 24 & 25]	1105310
PARTS		
1	Turning Point™ Bow - 8" Rise	1105337
	Turning Point™ Bow - 12" Rise	1105331
2	Bow Attachment Spring Assy	1110368
3	Pull Rope Anchor	1105325
4	Quick Link - 5/16"	1701219
5	Bow Rest - 8" Rise	1105333
	Bow Rest - 12" Rise	1105327
6	Bow Stop	1105314
7	Hex Nut - 3/8"	1700407
8	Lock Washer - 3/8"	1700434
9	Self-Tapping Screw - 3/8" x 1"	1700400
10	Turning Point™ Bow Stop w/Catch	1105320
11	Bow Rest/Latch - 8" Rise	1105338
	Bow Rest/Latch - 12" Rise	1105322
12	Bow Pivot Bracket	1105317
13	Pivot Bracket Spacer	1107006
14	Solid Braid Rope - 1/4" - 32'	1100469
15	Box Hook - 3/8" x 3-1/4"	1700682
16	Self-Tapping Screw - 1/4" x 3/4"	1700403
17	Natural Rubber Strap - 15"	1700649
18	Pull Handle	1106929
19	Bow Pivot Bracket	**1106805
20	Skid Plate	**1106806
21	Skid Plate w/Stop	**1106809
22	Skid Plate w/Catch	**1106810
23	Ridgepole Tube - 8'	1706159
	Ridgepole Tube - 11'	1706158
	Ridgepole Tube - 15'	1706157
	Ridgepole Tube - 16'	1701204
	Ridgepole Tube - 20'	1701205
	Ridgepole Tube - 24'	1701206
24	Protective Cap - 1-1/2" ID x 7-7/8"	1700212
25	Flat-Headed Self-Drilling Screw - 1/4" x 3/4"	1704768

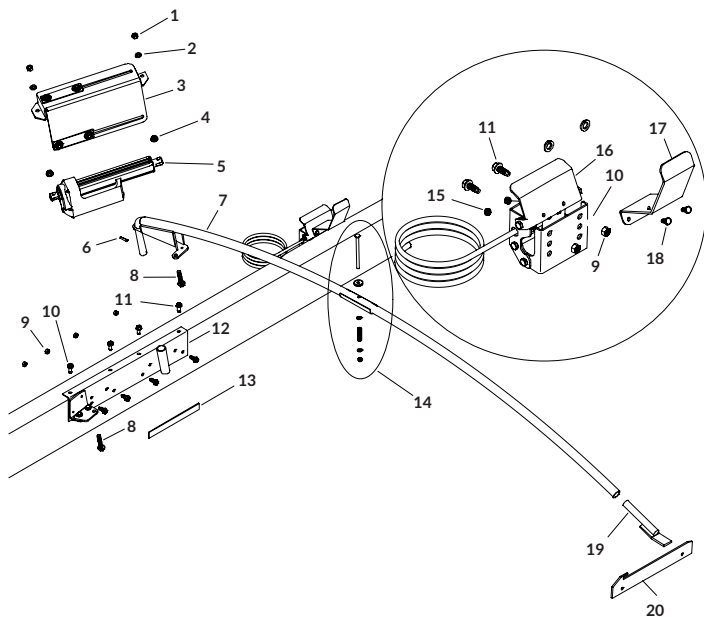


*Order Turning Point™ bow kits by size of trailer, specifying 8" rise or 12" rise. Reverse roll option available; call for details.

**Items used for 39' Alumatech trailer ONLY

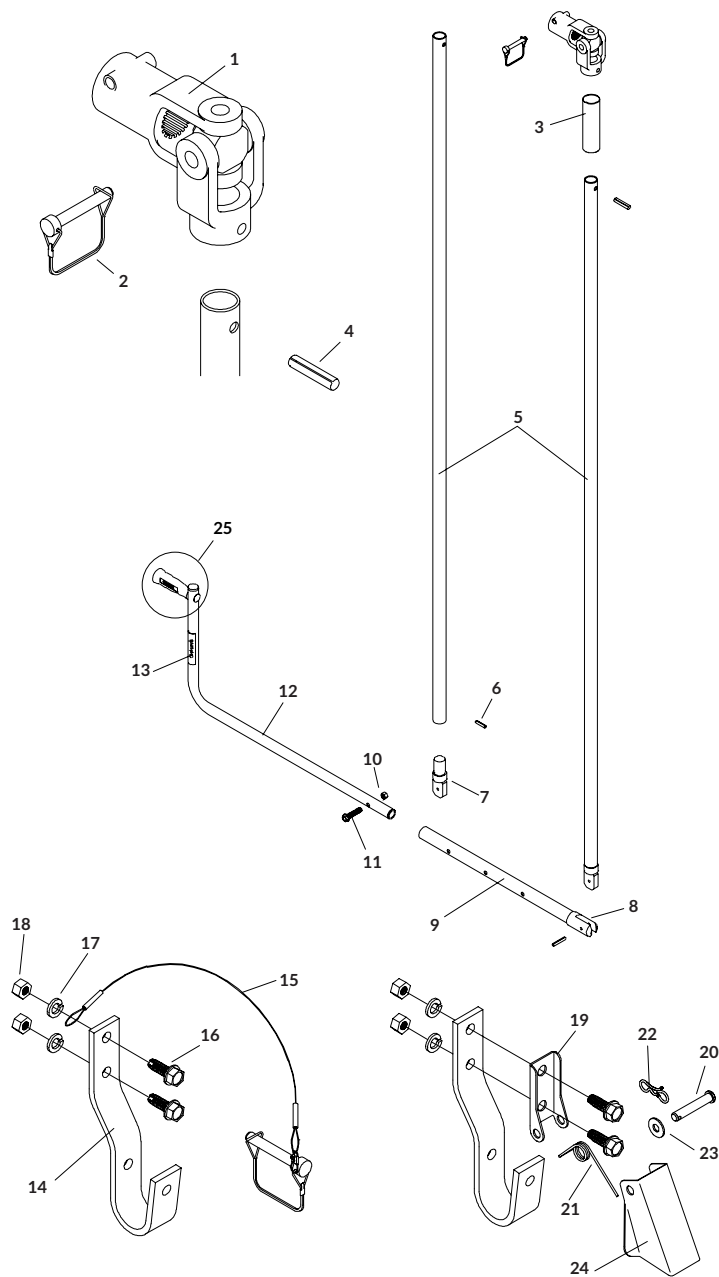
BOWS - ELECTRIC TURNING POINT™

DESCRIPTION		P/N
HARDWARE		
A	Actuator Mtg. Hdw. [Includes: 6; 2 of 1, 2, 4 & 8]	1117632
PARTS		
1	Hex Nut - M12 x 1-3/4"	1704181
2	Lock Washer - 1/2"	1700437
3	Actuator Shield	1117633
4	Flange Locking Nut - M12 x 1-3/4"	1704180
5	Electric Linear Actuator	1704130
6	Spring Pin - 1/4" x 1-3/16"	1701118
7	Electric Turning Point™ Bow - 8" Rise	1117623
	Electric Turning Point™ Bow - 12" Rise	1117622
8	Hex Flange Cap Screw - M12 x 60	1704179
9	Hex Nut - 3/8"	1700407
10	Lock Washer - 3/8"	1700434
11	Self-Tapping Screw - 3/8" x 1"	1700400
12	Bow Pivot Bracket	1117628
13	Pivot Bracket Spacer	1107006
14	Bow Attachment Spring Assy	1110368
15	Nylon Lock Nut - 1/4"	1704185
16	Limit Switch	1117637
17	Contact Bracket Offset Adapter	1117643
18	Hex Head Cap Screw - 1/4" x 1/2"	1703960
19	Bow Rest - 8" Rise	1105333
	Bow Rest - 12" Rise	1105327
20	Bow Stop	1105314

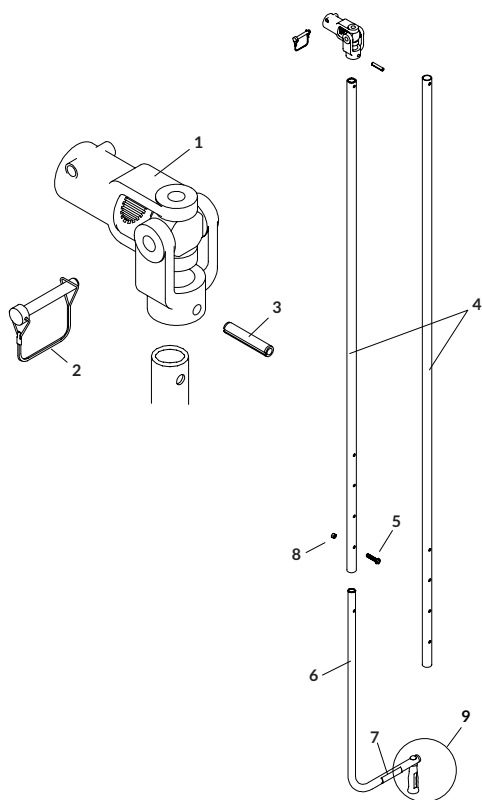


CRANK ARMS - SHUR-FLEX™

	DESCRIPTION	P/N
KITS & HARDWARE		
	Shur-Flex™ Crank Arm Kit - 40" Extension [Includes: D; F; 1; 12]	1101931
	Shur-Flex™ Crank Arm Kit - 54" Extension [Includes: D; F; 1; 12]	1107918
	Shur-Flex™ Crank Arm Kit - 80" Extension [Includes: D; F; 1; 12]	1102782
	Shur-Flex™ Crank Arm Kit - 96" Extension [Includes: D; F; 1; 12]	1105176
	Shur-Flex™ Conv Kit w/Offset Retainers - 40" [Includes: D; F; 4 of A]	1101933
	Shur-Flex™ Conv Kit w/Offset Retainers - 54" [Includes: D; F; 4 of A]	1116243
	Shur-Flex™ Conv Kit w/Offset Pinless Retainers - 40" [Includes: D; F; 4 of B]	1115376
	Shur-Flex™ Conv Kit w/Offset Pinless Retainers - 54" [Includes: D; F; 4; B]	1116242
A	Offset Crank Retainer Kit [Includes: E; 14]	1101929
B	Offset Pinless Crank Retainer Kit [Includes: C; 14]	1114603
C	Offset Pinless Retainer Conversion Kit [Includes: 19; 20; 21; 22; 23; 24; 2 of 16, 17 & 18]	1114602
D	Shur-Flex™ Crank Extension - 40" [Includes: 3; 5; 6; 9]	1101932
	Shur-Flex™ Crank Extension - 54" [Includes: 3; 5; 6; 9]	1105048
	Shur-Flex™ Crank Extension - 80" [Includes: 3; 5; 6; 9]	1117752
	Shur-Flex™ Crank Extension - 96" [Includes: 3; 5; 6; 9]	1105047
E	Offset Crank Retainer Hdw [Includes: 2; 15; 2 of 16, 17 & 18]	1107062
F	Shur-Lok® Crank Hdw [Includes: 2; 4; 10; 11]	1105305
PARTS		
1	Splined U-Joint	1701243
2	Wire Lock Pin - 3/8" x 2-1/2"	1700526
3	Lock Tube - 5-1/2"	1101924
4	Spring Pin - 3/8" x 2"	1700443
5	Shur-Flex™ Upper Crank Extension - 40"	1105001
	Shur-Flex™ Upper Crank Extension - 54"	1105050
	Shur-Flex™ Upper Crank Extension - 80"	1117753
	Shur-Flex™ Upper Crank Extension - 96"	1105049
6	Spring Pin - 1/4" x 1-3/16"	1701118
7	Male Knuckle w/Pin	1122522
8	Female Knuckle w/Pin	1122523
9	Lower Extension - 20"	1102691
10	Centerlock Hex Nut - 3/8"	1700418
11	Hex Head Cap Screw - 3/8" x 1-3/4"	1700369
12	Standard Crank Arm - 24"	1100171
13	Operating Decal	1100362
14	Offset J-Hook Crank Retainer	1101930
15	Cable w/#5 Interlock Snap	1100574
16	Self-Tapping Screw - 3/8" x 1"	1700400
17	Lock Washer - 3/8"	1700434
18	Hex Nut - 3/8"	1700407
19	Offset Pinless Crank Retainer Base Plate	1114599
20	Clevis Pin - 5/16" x 1-3/4"	1703133
21	Tension Spring	1703134
22	Bowtie Cotter Pin - 1-3/8"	1704380
23	Flat Washer - 1/4"	1700427
24	Offset Pinless Crank Retainer Lock	1114600
25	Crank Handle (handle - washer - nut)	1116110

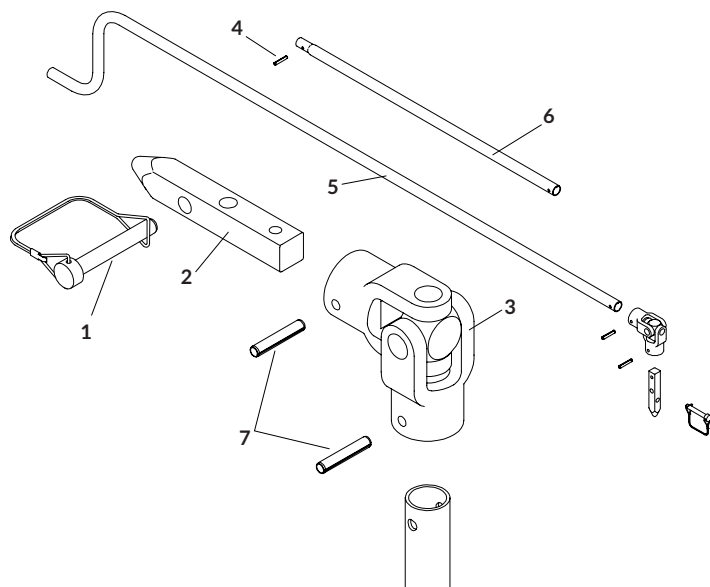


CRANK ARMS - STANDARD



DESCRIPTION	P/N
KITS & HARDWARE	
Standard Crank Kit - 33" Extension [Includes: A; 1; 4; 6]	1100812
Standard Crank Kit - 80" Extension [Includes: A; 1; 4; 6]	1100816
Standard Crank Kit - 96" Extension [Includes: A; 1; 4; 6]	1122845
Long Crank Kit - 80" Extension [Includes: A; 1; 4; 6]	1100813
A Shur-Lok® Crank Hdw [Includes: 2; 3; 5; 8]	1105305
PARTS	
1 Splined U-Joint	1701243
2 Wire Lock Pin - 3/8" x 2-1/2"	1700526
3 Spring Pin - 3/8" x 2"	1700443
4 Crank Extension - 33"	1100687
Crank Extension - 80"	1100028
Crank Extension - 96"	1106449
5 Hex Head Cap Screw - 3/8" x 1-3/4"	1700369
6 Standard Crank Arm - 24"	1100171
Long Crank Arm - 60"	1100069
7 Operating Decal	1100362
8 Centerlock Hex Nut - 3/8"	1700418
9 Crank Handle (handle - washer - nut)	1116110

USE W/BELT N' RATCHET - CRANK ARMS - STANDARD

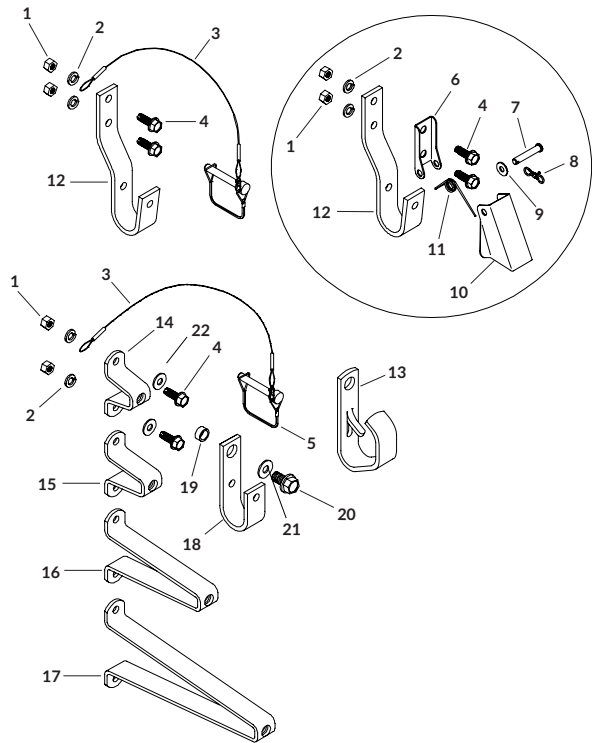


DESCRIPTION	P/N
KITS & HARDWARE	
Standard Belt 'N Ratchet Crank Arm Kit [Includes: A; 3; 5]	*1100061
Long Belt 'n Ratchet Crank Arm Kit [Includes: A; 3; 5; 6]	*1101500
A PBR Crank Hdw [Includes: 2; 7; 2 of 4]	1115970
PARTS	
1 Wire Lock Pin - 3/8" x 2-1/2"	1700526
2 Pilot Crank Key	1115774
3 Econo U-Joint	1700527
4 Spring Pin - 1/4" x 1-1/2"	1700445
5 Offset Crank Arm	1100461
6 Square Crank Extension - 33"	1107838
7 Spring Pin - 1/4" x 1-3/16"	1701118

*Leave-on crank option requires wire lock pin (2), sold separately.

CRANK RETAINERS

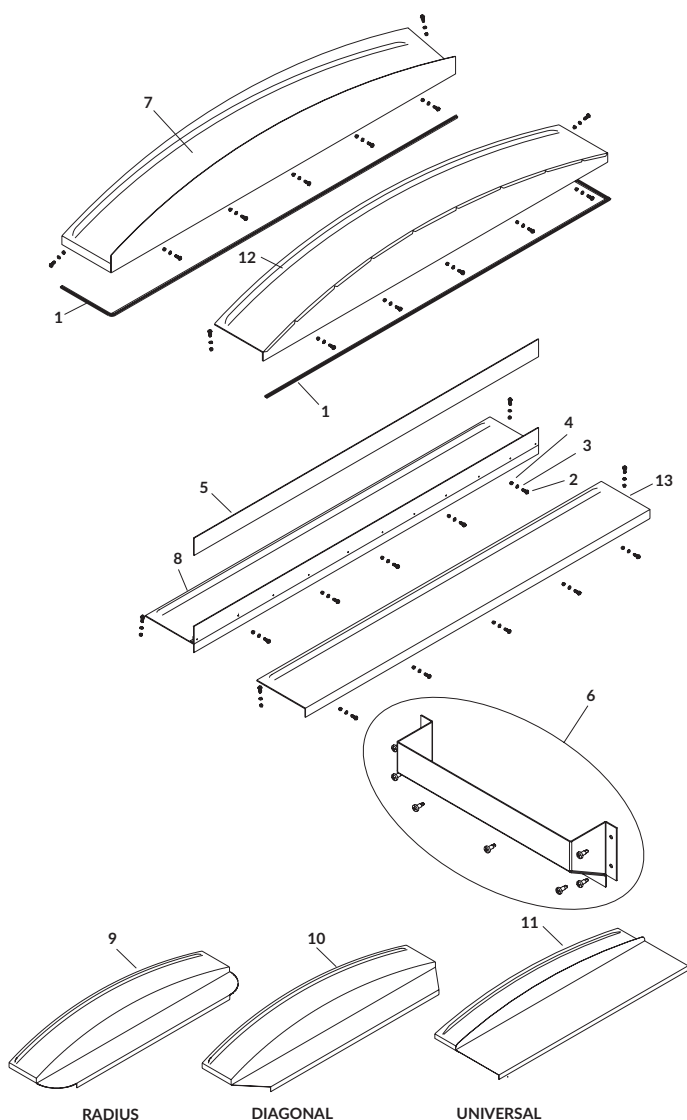
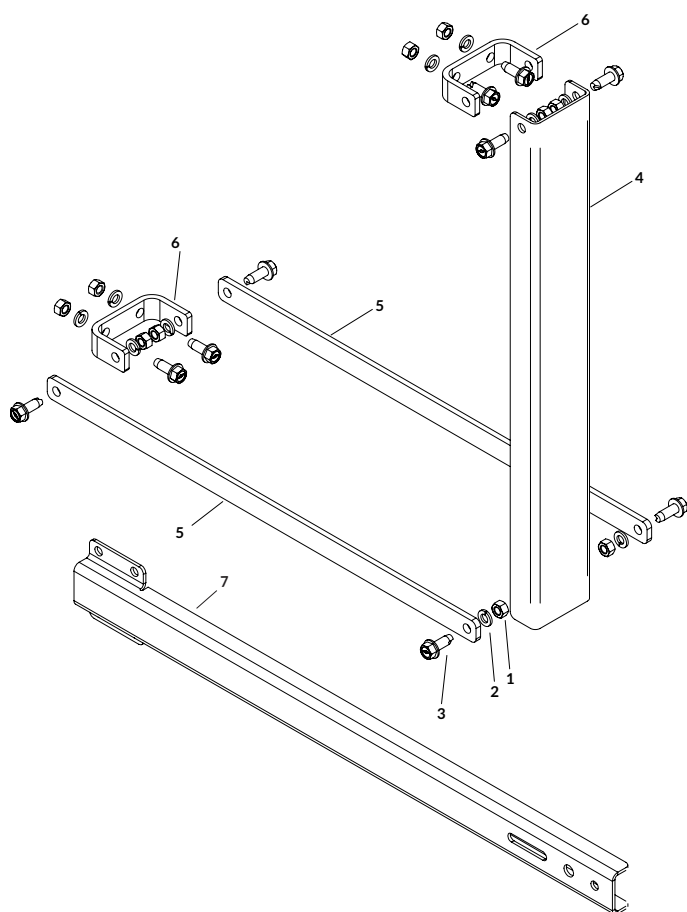
DESCRIPTION	P/N
KITS & HARDWARE	
Crank Retainer Kit w/2" Standoff [Includes: B; 14; 18]	1100388
Crank Retainer Kit w/3" Standoff [Includes: B; 14; 18]	1118649
Crank Retainer Kit w/7" Standoff [Includes: B; 14; 18]	1100386
Crank Retainer Kit w/11" Standoff [Includes: B; 14; 18]	1120633
Pinless Crank Retainer Kit w/2" Standoff [Includes: C; 13; 14]	1107048
Pinless Crank Retainer Kit w/3" Standoff [Includes: C; 13; 15]	1109115
Pinless Crank Retainer Kit w/7" Standoff [Includes: C; 13; 16]	1107047
Pinless Crank Retainer Kit w/11" Standoff [Includes: C; 13; 17]	1109479
Stainless Pinless Retainer Kit w/7" Standoff [Includes: D; 13; 16]	1115515
Stainless Pinless Retainer Kit w/11" Standoff [Includes: D; 13; 17]	1115516
Pinless Crank Retainer Kit [Includes: 13; 19; 20]	1107052
Offset Crank Retainer Kit [Includes: E; 12]	1101929
Offset Pinless Crank Retainer Kit [Includes: A; 12]	1114603
A Offset Pinless Retainer Conversion Kit [Includes: 6; 7; 8; 9; 10; 11; 2 of 1, 2 & 4]	1114602
B Crank Retainer Hdw [Includes: 3; 5; 19; 20; 2 of 1, 2 & 4]	1107061
C Pinless Crank Retainer Hdw [Includes: 19; 20; 2 of 1, 2 & 4]	1107063
D Stainless Pinless Crank Retainer Hdw [Includes: 19; 20; 21; 2 of 1, 2, 4 & 22]	1116167
E Offset Crank Retainer Hdw [Includes: 3; 5; 2 of 1, 2 & 4]	1107062
F Mounting Fasteners (10) [Includes: 10 of 1, 2 & 4]	1119159
G Stainless Mounting Fasteners (7) [Includes: 7 of 1, 2, 4 & 22]	1116274
PARTS	
1 Hex Nut - 3/8"	1700407
Stainless Hex Nut - 3/8"	1200999
2 Lock Washer - 3/8"	1700434
Stainless Lock Washer - 3/8"	1703576
3 Cable w/#5 Interlock Snap	1100574
4 Self-Tapping Screw - 3/8" x 1"	1700400
Stainless Hex Head Cap Screw - 3/8" x 1"	1703579
5 Wire Lock Pin - 3/8" x 2-1/2"	1700526
6 Offset Pinless Crank Retainer Base Plate	1114599
7 Clevis Pin - 5/16" x 1-3/4"	1703133
8 Bowtie Cotter Pin - 1-3/8"	1704380
9 Flat Washer - 1/4"	1700427
10 Offset Pinless Crank Retainer Lock	1114600
11 Tension Spring	1703134
12 Offset J-Hook Crank Retainer	1101930
13 Pinless Crank Retainer	1107049
Stainless Pinless Crank Retainer	1115514
14 Crank Retainer Standoff - 2"	1100137
15 Crank Retainer Standoff - 3"	1107080
16 Crank Retainer Standoff - 7"	1100033
Stainless Crank Retainer Standoff - 7"	1115511
17 Crank Retainer Standoff - 11"	1109478
Stainless Crank Retainer Standoff - 11"	1115513
18 J-Hook Crank Retainer	1100040
19 Retainer Bushing - 11/16"	1100306
20 Flange Cap Screw - 1/2" x 1-1/4"	1702996
Stainless Hex Head Cap Screw - 1/2" x 1-1/4"	1703619
21 Stainless Flat Washer - 1/2"	1703620
22 Stainless Flat Washer - 3/8"	1703577



CRANK RETAINERS SUPPORT | For Grain Carts

DESCRIPTION	P/N
KITS & HARDWARE	
Universal Crank Retainer Support Kit - 42" [Includes: A; 4; 2 of 5 & 6]	*1117438
A Mounting Fasteners (10) [Includes: 10 of 1, 2 & 3]	1119159
PARTS	
1 Hex Nut - 3/8"	1700407
2 Lock Washer - 3/8"	1700434
3 Self-Tapping Screw - 3/8" x 1"	1700400
4 Crank Support Bracket - 42"	1117437
5 Swivel Support Brace	1116557
6 Crank Support Base Plate	1116554
7 Steel Crank Support Bracket - 30"	*1119602

*For use on some grain carts – universal crank retainer support kit does NOT include crank retainer assembly.



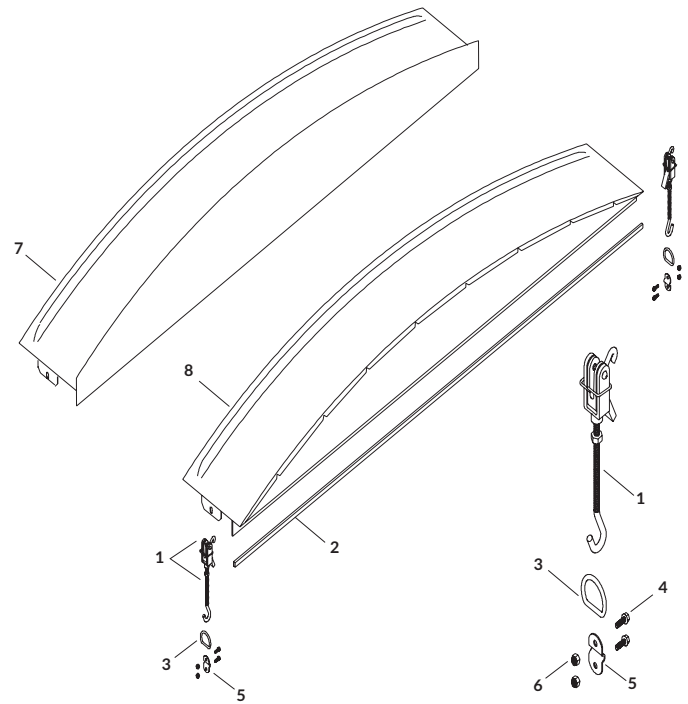
END CAPS - ALUMINUM FACE MOUNT

DESCRIPTION	P/N
HARDWARE	
Cap Mtg. Hdw. w/Trim Seal - 110" [Includes: A; 1]	1107785
Cap Mtg. Hdw. w/Trim Seal - 132" [Includes: A; 1]	1107786
Cap Mtg. Hdw. w/Adhesive Seal - 138" [Includes: A; 1]	1125572
A Mounting Fasteners (7) [Includes: 7 of 2, 3 & 4]	1107787
PARTS	
1 Trim Seal - 110"	1100165
Trim Seal - 132"	1100357
Adhesive Rubber Seal - 138"	1117512
Trim Seal (per foot)	1700152
Adhesive Rubber Seal (per foot)	1704678
2 Self-Tapping Screw - 3/8" x 1"	1700400
3 Lock Washer - 3/8"	1700434
4 Hex Nut - 3/8"	1700407
5 Rubber Windshield (per foot)	1701238
6 Vent Cover Kit	1128815
FRONT CAP	
7 Alum SQ Front - 6" Rise x 11.25" x 94"	*1107396
Alum SQ Front - 6" Rise x 11.25" x 95"	*1107395
Alum SQ Front - 6" Rise x 11.25" x 96"	*1107406
Alum SQ Front - 6" Rise x 11.25" x 102"	*1107480
Alum SQ Front - 10" Rise x 11.25" x 96"	*1107493
Alum SQ Front - 10" Rise x 11.25" x 102"	*1107514
8 Alum SQ Front - Flat x 10" x 96"	*1107422
Alum SQ Front - Flat x 10" x 101.50"	*1107510
9 Alum Radius Front	CALL
10 Alum Diagonal Front	CALL
11 Alum Universal Front	CALL
BACK CAP	
12 Alum SQ Back - 6" Rise x 11.25" x 94"	*1107417
Alum SQ Back - 6" Rise x 11.25" x 95"	*1107420
Alum SQ Back - 6" Rise x 11.25" x 96"	*1107426
Alum SQ Back - 6" Rise x 11.25" x 102"	*1107483
Alum SQ Back - 10" Rise x 11.25" x 96"	*1107501
Alum SQ Back - 10" Rise x 11.25" x 102"	*1107517
13 Alum SQ Back - Flat x 10" x 96"	*1107421
Alum SQ Back - Flat x 10" x 101.50"	*1107512

*Mounting hardware NOT included.

END CAPS - ALUMINUM EASY-OFF

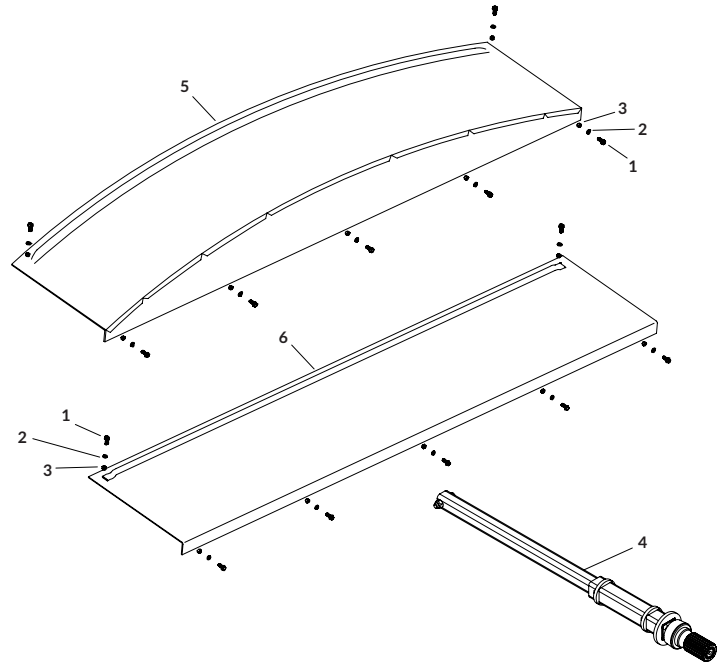
DESCRIPTION		P/N
HARDWARE		
EOF Cap Mtg Hdw w/Rubber Seal [Includes: A; 2; 2 of 1]		1101934
A Easy-Off Cap Hdw [Includes: 2 of 3 & 5; 4 of 4 & 6]		1105304
PARTS		
1 Over-Center Clamp/Safety Clip		1701113
2 Rubber Seal - 100"		1101865
Rubber Seal (per foot)		1701115
3 D-Ring - 1-1/2"		1701218
4 Self-Tapping Screw - 5/16" x 1"		1701059
5 D-Ring Plate		1701114
6 Nylon Lock Hex Nut - 5/16"		1700419
FRONT CAP		
7 Alum EOF Front - 6" Rise x 11.25" x 91"		1111556
Alum EOF Front - 6" Rise x 11.25" x 93.25"		1107534
Alum EOF Front - 6" Rise x 11.25" x 95"		1121915
Alum EOF Front - 6" Rise x 11.25" x 99.50"		1107537
Alum EOF Front - 10" Rise x 11.25" x 93.50"		1107540
Alum EOF Front - 10" Rise x 11.25" x 99.50"		1107543
BACK CAP		
8 Alum EOF Back - 6" Rise x 11.25" x 91"		1111555
Alum EOF Back - 6" Rise x 11.25" x 93.50"		1107554
Alum EOF Back - 6" Rise x 11.25" x 95"		1110331
Alum EOF Back - 6" Rise x 11.25" x 99.50"		1107557
Alum EOF Back - 6" Rise x 11.25" x 101"		1110334
Alum EOF Back - 10" Rise x 11.25" x 93.50"		1107560
Alum EOF Back - 10" Rise x 11.25" x 99.50"		1107563

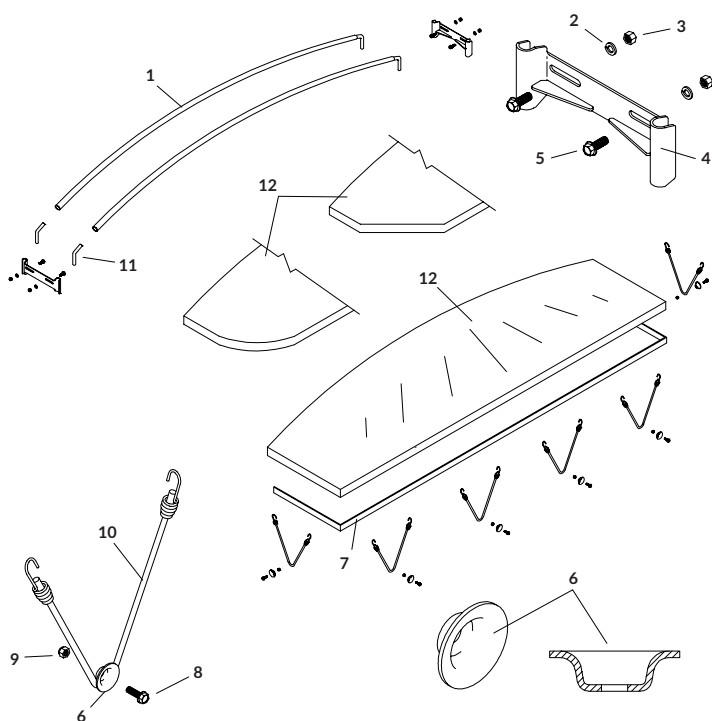


END CAPS - ALUMINUM EXTENDABLE SPLINE

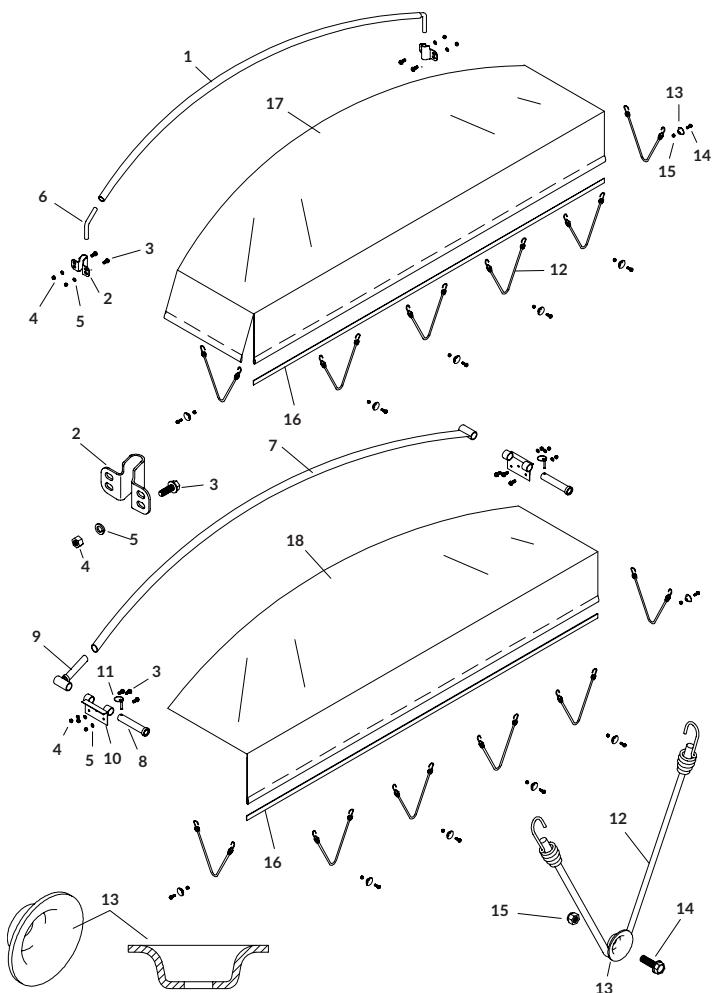
DESCRIPTION		P/N
HARDWARE		
A Mounting Fasteners (7) [Includes: 7 of 1, 2 & 3]		1107787
PARTS		
1 Self-Tapping Screw - 3/8" x 1"		1700400
2 Lock Washer - 3/8"		1700434
3 Hex Nut - 3/8"		1700407
4 Extendable Spline Assy		1126182
BACK CAP		
5 Alum SQ Back - 6" Rise x 26" x 96"		*1116177
Alum SQ Back - 6" Rise x 26" x 102"		*1116181
6 Alum SQ Back - Flat x 26" x 95-3/4"		*1116179
Alum SQ Back - Flat x 26" x 101.75"		*1116183

*Used with extendable spline assembly (P/N 1126182).



**END CAPS - FABRIC FRONT**

DESCRIPTION	P/N
KITS & HARDWARE	
Double Front Fabric Cap Bow Kit - 8" Rise [Includes: A; 2 of 1, 4, 7 & 11; 6 of 10]	1100642
Double Front Fabric Cap Bow Kit - 12" Rise [Includes: A; 2 of 1, 4, 7 & 11; 6 of 10]	1100641
A Fabric Cap Hdw [Includes: 4 of 2, 3 & 5; 6 of 6, 8 & 9]	1105303
PARTS	
1 Galv Bow - 8" Rise - 93" to 102"	1100760
Galv Bow - 12" Rise - 96" to 102"	1100762
2 Lock Washer - 3/8"	1700434
3 Hex Nut - 3/8"	1700407
4 Double Bow Bracket	1108211
5 Self-Tapping Screw - 3/8" x 1"	1700400
6 Rope Anchor	1701355
7 Alum Flat Bar - 103"	1700581
8 Self-Tapping Screw - 5/16" x 1"	1701059
9 Nylon Lock Hex Nut - 5/16"	1700419
10 Bungee Cord - 18"	1700990
11 Galv Bow Shank - 8" Rise	1100695
Galv Bow Shank - 12" Rise	1106925
FABRIC INSERT ONLY	
12 Square Fabric Front - 96"	
Square Fabric Front - 102"	
Radius/Diagonal Fabric Front - 96"	
Radius/Diagonal Fabric Front - 102"	

**END CAPS - FABRIC BACK**

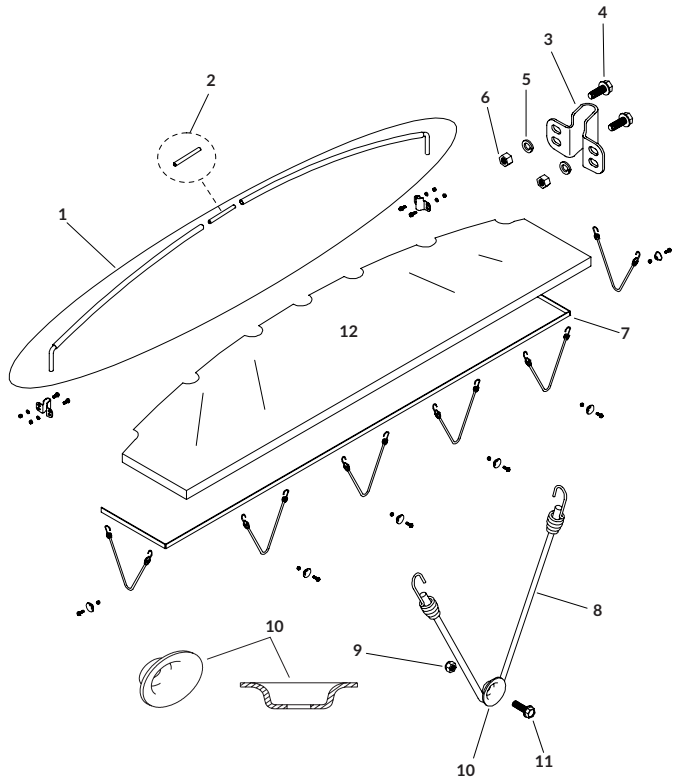
DESCRIPTION	P/N
KITS & HARDWARE	
Single Back Std Fabric Cap Bow Kit - 8" Rise [Includes: A; 1; 6; 2 of 2 & 16; 6 of 12]	1100640
Single Back Std Fabric Cap Bow Kit - 12" Rise [Includes: A; 1; 6; 2 of 2 & 16; 6 of 12]	1100639
Single Back HD Fabric Cap/Flap Bow Kit - 8" Rise [Includes: 7; 9; 2 of 8, 10, 11 & 16; 6 of 3, 4, 5, 12, 13, 14 & 15]	1102903
Single Back HD Fabric Cap/Flap Bow Kit - 12" Rise [Includes: 7; 9; 2 of 8, 10, 11 & 16; 6 of 3, 4, 5, 12, 13, 14 & 15]	1102829
A Fabric Cap Hdw [Includes: 4 of 3, 4 & 5; 6 of 13, 14 & 15]	1105303
PARTS	
1 Galv Bow - 8" Rise - 93" to 102"	1100760
Galv Bow - 12" Rise - 96" to 102"	1100762
2 Single Bow Bracket	1120836
3 Self-Tapping Screw - 3/8" x 1"	1700400
4 Hex Nut - 3/8"	1700407
5 Lock Washer - 3/8"	1700434
6 Galv Bow Shank - 8" Rise	1100695
Galv Bow Shank - 12" Rise	1106925
7 Heavy-Duty Bow - 8" Rise	1106612
Heavy-Duty Bow - 12" Rise	1101927
8 Heavy-Duty Bow Pin	1104123
9 Heavy-Duty Bow Shank	1104706
10 Heavy-Duty Bow Bracket	1106614
11 Lynch Pin - 5/16" x 1-3/4"	1701098
12 Bungee Cord - 18"	1700990
13 Rope Anchor	1701355
14 Self-Tapping Screw - 5/16" x 1"	1701059
15 Nylon Lock Hex Nut - 5/16"	1700419
16 Alum Flat Bar - 103"	1700581
FABRIC INSERT ONLY	
17 Square Fabric Back - 96"	
Square Fabric Back - 102"	
FABRIC FLAP INSERT ONLY	
18 Dump Fabric Flap - 96"	
Dump Fabric Flap - 102"	

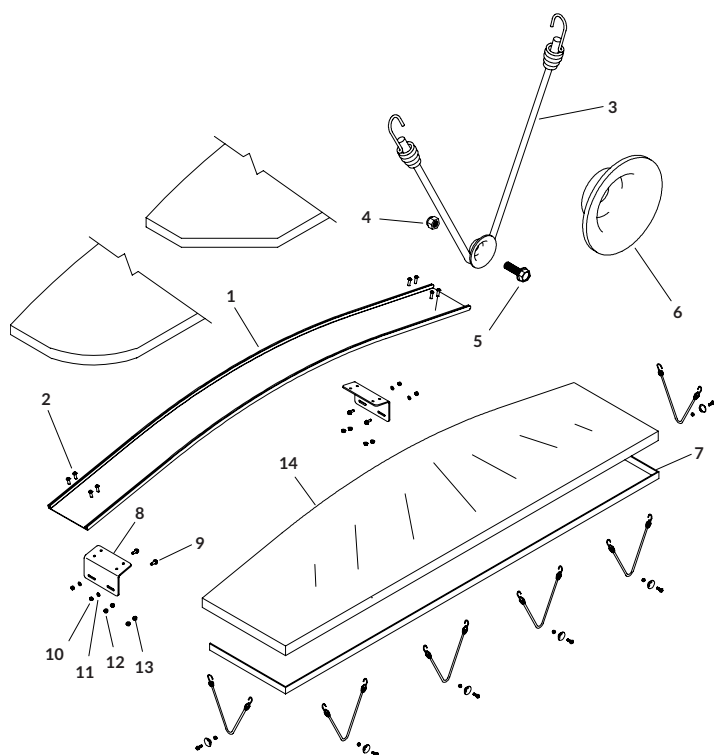
END CAPS - FABRIC X-WIDE | For Grain Carts

DESCRIPTION		P/N
KITS & HARDWARE		
X-Wide Fabric Cap Bow Kit - 8" Rise [Includes: A; 2 of 1 & 7]		*1106947
X-Wide Fabric Cap Bow Kit - 12" Rise [Includes: A; 2 of 1 & 7]		*1106946
Fabric Cap Hdw - X-Wide		
A [Includes: 2; 4 of 4, 5 & 6; 7 of 8, 9, 10 & 11]		1109119
PARTS		
1 Galv X-Wide Bow - 8" Rise - 103" to 168"		**1116118
Galv X-Wide Bow - 12" Rise - 103" to 168"		**1116119
2 X-Wide Bow Connector Tube		1100685
3 Single Bow Bracket		1120836
4 Self-Tapping Screw - 3/8" x 1"		1700400
5 Lock Washer - 3/8"		1700434
6 Hex Nut - 3/8"		1700407
7 Alum Flat Bar - 103"		1700581
8 Bungee Cord - 18"		1700990
9 Nylon Lock Hex Nut - 5/16"		1700419
10 Rope Anchor		1701355
11 Self-Tapping Screw - 5/16" x 1"		1701059
X-WIDE FABRIC INSERT		
12 Square Fabric Cap Insert - 103" to 108"		
Square Fabric Cap Insert - 109" to 120"		
Square Fabric Cap Insert - 121" to 132"		
Square Fabric Cap Insert - 133" to 144"		
Square Fabric Cap Insert - 145" to 156"		
Square Fabric Cap Insert - 157" to 168"		

*Does NOT include fabric insert.

**Includes bow halves and connector tubes.



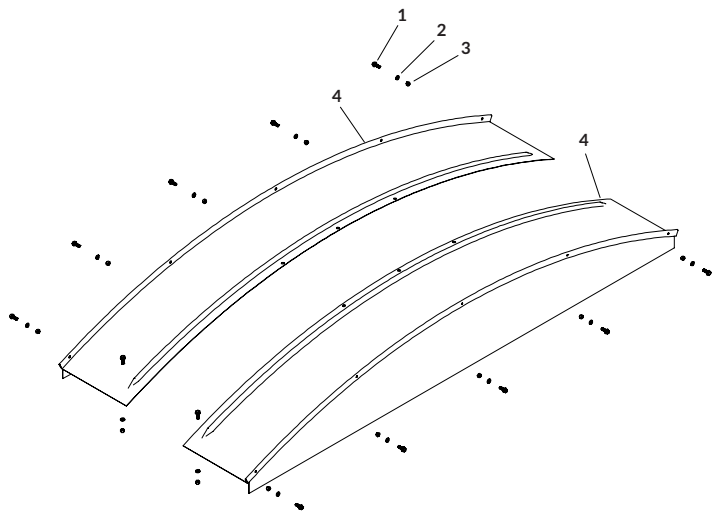


END CAPS - FABRIC BACK/FRONT COMBO

DESCRIPTION	P/N
HARDWARE	
Combo Bow Kit w/Flatbar - 8" Rise - 96" [Includes: D; E; 1; 2 of 7 & 8; 6 of 3]	1122908
Combo Bow Kit w/Flatbar - 8" Rise - 102" [Includes: D; E; 1; 2 of 7 & 8; 6 of 3]	1122911
Combo Bow Kit w/Flatbar - 10" Rise - 96" [Includes: D; E; 1; 2 of 7 & 8; 6 of 3]	1122910
Combo Bow Kit w/Flatbar - 10" Rise - 102" [Includes: D; E; 1; 2 of 7 & 8; 6 of 3]	1122913
Combo Bow Kit w/Flatbar - 12" Rise - 96" [Includes: D; E; 1; 2 of 7 & 8; 6 of 3]	1122909
Combo Bow Kit w/Flatbar - 12" Rise - 102" [Includes: D; E; 1; 2 of 7 & 8; 6 of 3]	1122912
Combo Bow Kit w/Straps - 8" Rise - 96" [Includes: E; F; 1; 2 of 8; 8 of 3]	1122914
Combo Bow Kit w/Straps - 8" Rise - 102" [Includes: E; F; 1; 2 of 8; 8 of 3]	1122917
Combo Bow Kit w/Straps - 10" Rise - 96" [Includes: E; F; 1; 2 of 8; 8 of 3]	1122916
Combo Bow Kit w/Straps - 10" Rise - 102" [Includes: E; F; 1; 2 of 8; 8 of 3]	1122919
Combo Bow Kit w/Straps - 12" Rise - 96" [Includes: E; F; 1; 2 of 8; 8 of 3]	1122915
Combo Bow Kit w/Straps - 12" Rise - 102" [Includes: E; F; 1; 2 of 8; 8 of 3]	1122918
A Combo Bow w/Mtg. Brackets - 8" Rise - 96" [Includes: 1; 2 of 8]	1122902
Combo Bow w/Mtg. Brackets - 8" Rise - 102" [Includes: 1; 2 of 8]	1122905
B Combo Bow w/Mtg. Brackets - 10" Rise - 96" [Includes: 1; 2 of 8]	1122904
Combo Bow w/Mtg. Brackets - 10" Rise - 102" [Includes: 1; 2 of 8]	1122907
C Combo Bow w/Mtg. Brackets - 12" Rise - 96" [Includes: 1; 2 of 8]	1122903
Combo Bow w/Mtg. Brackets - 12" Rise - 102" [Includes: 1; 2 of 8]	1122906
D Fabric Cap Hdw. [Includes: 4 of 9, 10 & 11; 6 of 4, 5 & 6]	1105303
E Combo Cap Hdw. [Includes: 8 of 2 & 12]	1122936
F Mounting Fasteners (4) [Includes: 4 of 9, 10 & 11]	1107711
PARTS	
1 Combo Bow - 8" Rise - 96"	1122863
Combo Bow - 8" Rise - 102"	1122860
Combo Bow - 10" Rise - 96"	1122864
Combo Bow - 10" Rise - 102"	1122861
Combo Bow - 12" Rise - 96"	1122865
Combo Bow - 12" Rise - 102"	1122862
2 Button Head Cap Screw - 3/8" x 1-1/4"	1704706
3 Bungee Cord - 18"	1700990
EPDM Rubber Strap - 21"	1700650
4 Nylon Lock Hex Nut - 5/16"	1700419
5 Self-Tapping Screw - 5/16" x 1"	1701059
6 Rope Anchor	1701355
7 Alum. Flat Bar - 103"	1700581
8 Combo Bow Bracket - 8" Rise	1122897
Combo Bow Bracket - 10" Rise	1122898
Combo Bow Bracket - 12" Rise	1122899
9 Self-Tapping Screw - 3/8" x 1"	1700400
10 Hex Nut - 3/8"	1700407
11 Lock Washer - 3/8"	1700434
12 Hex Flange Nut - 3/8"	1704371
13 Top Lock Flange Nut - 3/8"	1701283
FABRIC INSERT ONLY	
14 Combo Fabric Cap - 96"	
Combo Fabric Cap - 102"	

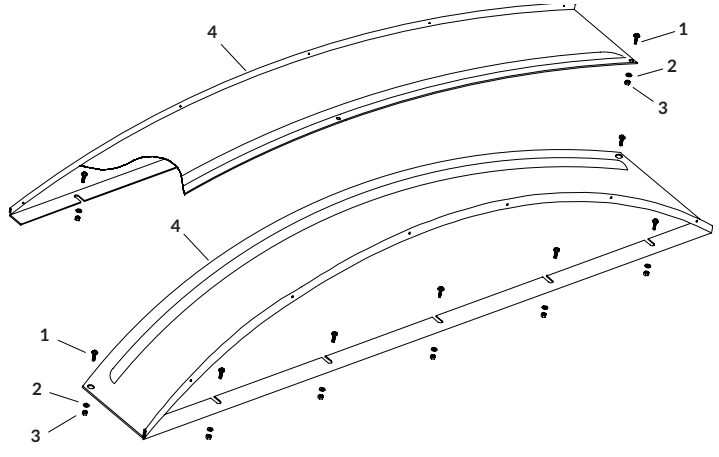
END CAPS - GALVANIZED FACE MOUNT

DESCRIPTION	P/N
HARDWARE	
Mounting Fasteners (7) [Includes: 7 of 1, 2 & 3]	1107787
PARTS	
1 Self-Tapping Screw - 3/8" x 1"	1700400
2 Lock Washer - 3/8"	1700434
3 Hex Nut - 3/8"	1700407
FRONT/BACK CAP	
4 Galv Face Mt Cap - 10" Rise x 10" x 107"	1122295
Galv Face Mt Cap - 10" Rise x 10" x 114"	1122283
Galv Face Mt Cap - 10" Rise x 10" x 119"	1122281
Galv Face Mt Cap - 10" Rise x 10" x 137"	1122289
Galv Face Mt Cap - 10" Rise x 10" x 142"	1122297
Galv Face Mt Cap - 10" Rise x 10" x 143"	1122293
Galv Face Mt Cap - 10" Rise x 10" x 144"	1122285
FRONT/BACK CAP X-WIDE For Grain Carts	
Galv Face Mt Cap - 10" Rise x 10" x 107"	1122287
Galv Face Mt Cap - 10" Rise x 10" x 114"	1120686
Galv Face Mt Cap - 10" Rise x 10" x 119"	1122299
Galv Face Mt Cap - 10" Rise x 10" x 137"	1122301
Galv Face Mt Cap - 10" Rise x 10" x 142"	1116602
Galv Face Mt Cap - 10" Rise x 10" x 143"	1122291
Galv Face Mt Cap - 10" Rise x 10" x 144"	1117698



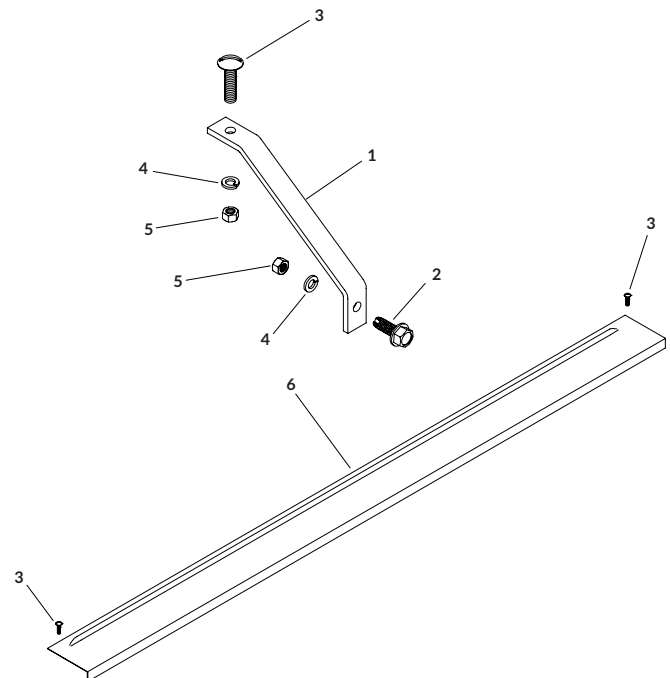
END CAPS - GALVANIZED TOP MOUNT

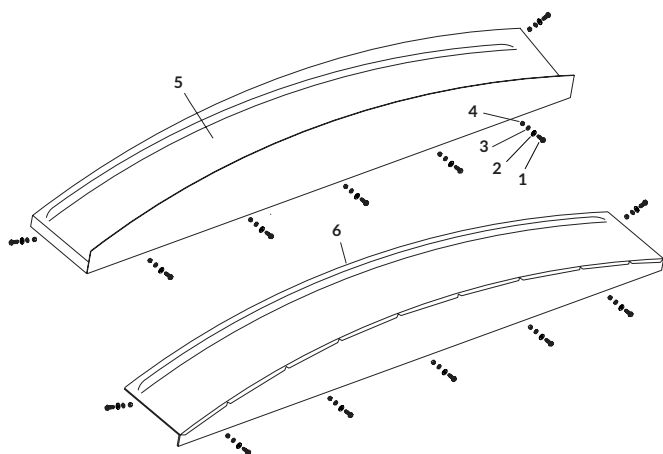
DESCRIPTION	P/N
HARDWARE	
A Mounting Fasteners (7) [Includes: 7 of 1, 2 & 3]	1107787
PARTS	
1 Self-Tapping Screw - 3/8" x 1"	1700400
2 Lock Washer - 3/8"	1700434
3 Hex Nut - 3/8"	1700407
FRONT/BACK CAP	
4 Galv Top Mt Cap - 6" Rise x 10" x 89"	1113034
Galv Top Mt Cap - 6" Rise x 10" x 93"	1108977
Galv Top Mt Cap - 6" Rise x 10" x 95"	1108980
Galv Top Mt Cap - 6" Rise x 10" x 100"	1108983
Galv Top Mt Cap - 10" Rise x 10" x 87"	1132657
Galv Top Mt Cap - 10" Rise x 10" x 89"	1113031
Galv Top Mt Cap - 10" Rise x 10" x 93"	1108986
Galv Top Mt Cap - 10" Rise x 10" x 95"	1108989
Galv Top Mt Cap - 10" Rise x 10" x 100"	1108992
FRONT/BACK CAP X-WIDE For Grain Carts	
Galv Top Mt Cap - 10" Rise x 10" x 107"	1110066
Galv Top Mt Cap - 10" Rise x 10" x 113"	1115936
Galv Top Mt Cap - 10" Rise x 10" x 119"	1110067
Galv Top Mt Cap - 10" Rise x 10" x 125"	1112042
Galv Top Mt Cap - 10" Rise x 10" x 131"	1110068
Galv Top Mt Cap - 10" Rise x 10" x 137"	1112045
Galv Top Mt Cap - 10" Rise x 10" x 142"	1112048
Galv Top Mt Cap - 10" Rise x 10" x 143"	1110069



END CAPS - GALVANIZED FLAT | For Grain Carts

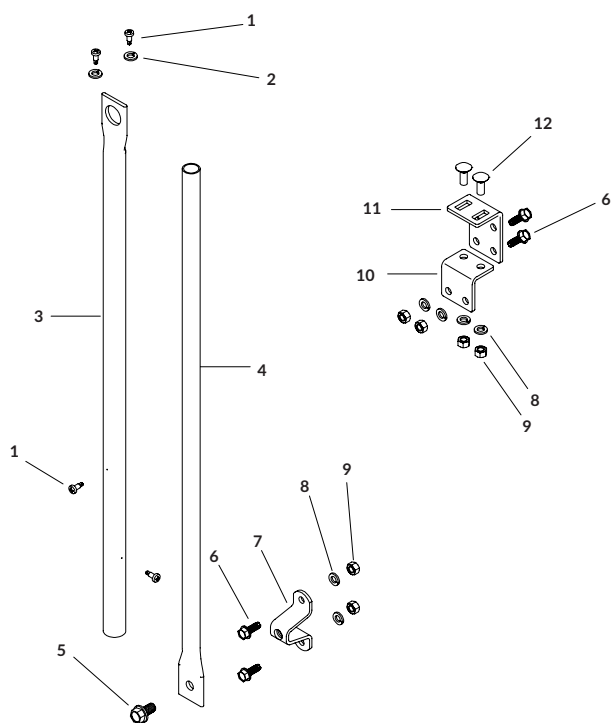
DESCRIPTION	P/N
HARDWARE	
A Mounting Fasteners (7) [Includes: 7 of 2, 4 & 5]	1107787
B Cap Support Hdw [Includes: 4 of 2 & 3; 8 of 4 & 5]	1116525
PARTS	
1 Cap Support Brace	1122773
2 Self-Tapping Screw - 3/8" x 1"	1700400
3 Truss Head Machine Screw - 3/8" x 1-1/4"	1703964
4 Lock Washer - 3/8"	1700434
5 Hex Nut - 3/8"	1700407
FRONT/BACK CAP	
6 Galv SQ Cap - Flat x 10" x 119"	1120621
Galv SQ Cap - Flat x 10" x 125"	1120620
Galv SQ Cap - Flat x 10" x 131"	1120619
Galv SQ Cap - Flat x 10" x 137"	1120618
Galv SQ Cap - Flat x 10" x 142.50"	1120574
Galv SQ Cap - Flat x 10" x 157.50"	1120575





END CAPS - STAINLESS FACE MOUNT

DESCRIPTION	P/N
HARDWARE	
A Stainless Mounting Fasteners (7) [Includes: 7 of 1, 2, 3 & 4]	1116274
PARTS	
1 Stainless Hex Head Cap Screw - 3/8" x 1"	1703579
2 Stainless Flat Washer - 3/8"	1703577
3 Stainless Lock Washer - 3/8"	1703576
4 Stainless Hex Nut - 3/8"	1200999
FRONT CAP	
5 Stainless SQ Front - 6" Rise x 11.25" x 90"	1116402
Stainless SQ Front - 6" Rise x 11.25" x 92"	1116403
Stainless SQ Front - 6" Rise x 11.25" x 94"	1116404
Stainless SQ Front - 6" Rise x 11.25" x 96"	1114897
Stainless SQ Front - 6" Rise x 11.25" x 102"	1116307
Stainless SQ Front - 10" Rise x 11.25" x 90"	1116398
Stainless SQ Front - 10" Rise x 11.25" x 92"	1116399
Stainless SQ Front - 10" Rise x 11.25" x 94"	1116400
Stainless SQ Front - 10" Rise x 11.25" x 96"	1116330
Stainless SQ Front - 10" Rise x 11.25" x 102"	1116401
BACK CAP	
6 Stainless SQ Back - 6" Rise x 11.25" x 90"	1116395
Stainless SQ Back - 6" Rise x 11.25" x 92"	1116396
Stainless SQ Back - 6" Rise x 11.25" x 94"	1116397
Stainless SQ Back - 6" Rise x 11.25" x 96"	1114900
Stainless SQ Back - 6" Rise x 11.25" x 102"	1116306
Stainless SQ Back - 10" Rise x 11.25" x 90"	1116384
Stainless SQ Back - 10" Rise x 11.25" x 92"	1116385
Stainless SQ Back - 10" Rise x 11.25" x 94"	1116386
Stainless SQ Back - 10" Rise x 11.25" x 96"	1116329
Stainless SQ Back - 10" Rise x 11.25" x 102"	1116394



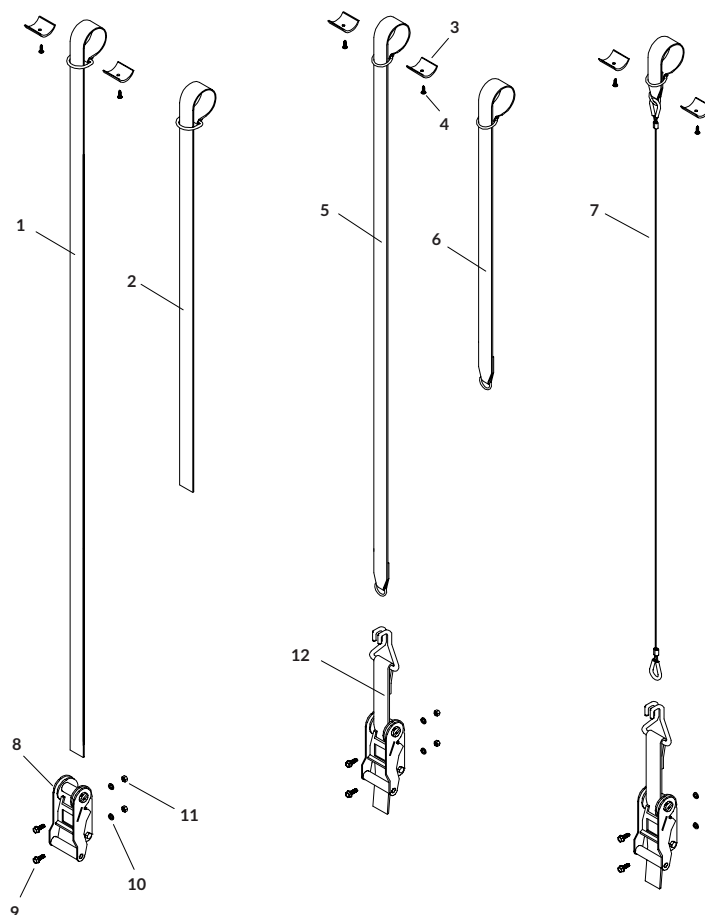
HIGH-LIFT END GATES

DESCRIPTION	P/N
KITS & HARDWARE	
Lower Stabilizer Arm [Includes: A; B; 3; 4; 5; 7; 2 of 1]	1121904
Adjustable Offset Bracket Kit [Includes: 10; 11; 2 of 6 & 12; 4 of 8 & 9]	*1121506
A Fixed Tube Stop Hdw [Includes: 2 of 1 & 2]	1118536
B Mounting Fasteners (2) [Includes: 2 of 6, 8 & 9]	1118592
PARTS	
1 Self-Drilling Screw - 1/4" x 3/4"	1700398
2 Plastic Washer - Black	1118037
3 Upper Stabilizer Arm	1121901
4 Lower Stabilizer Arm	1121902
5 Flange Cap Screw - 1/2" x 1-1/4"	1702996
6 Self-Tapping Screw - 3/8" x 1"	1700400
7 Crank Retainer Standoff - 3"	1107080
8 Lock Washer - 3/8"	1700434
9 Hex Nut - 3/8"	1700407
10 Adjustable Offset Bracket - Fixed	1121508
11 Adjustable Offset Bracket - Slider	1121507
12 Carriage Bolt - 3/8" x 1" - GR2	1702522

*For use with latchplate and easy-off tarp stops. Bracket adjusts from 2" to 3" wide.

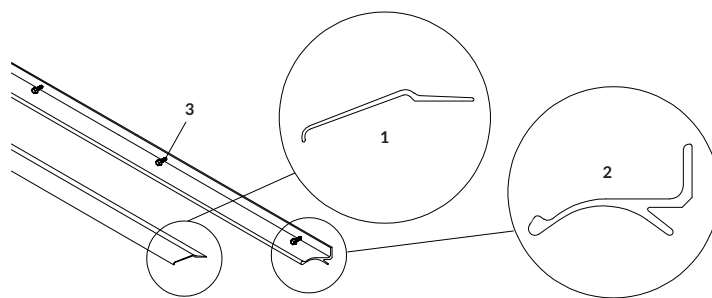
USE W/BELT N' RATCHET - HOLD-DOWNS

DESCRIPTION	P/N
KITS & HARDWARE	
Cable Hold-Down Kit - 7'	1106770
[Includes: A; 8; 7; 12]	
Strap Hold-Down Kit - 5'	1106771
[Includes: A; 8; 7; 12]	
Strap Hold-Down Kit - 9'	1106772
[Includes: A; 8; 7; 12]	
Strap Hold-Down Kit w/Hook - 5'	1107224
[Includes: A; 6; 8; 12]	
Strap Hold-Down Kit w/Hook - 7'	1107225
[Includes: A; 6; 8; 12]	
U-Clamp Kit 2" - (3)	1115966
[Includes: 3 of 3 & 4]	
U-Clamp Kit 2" - (8)	1118643
[Includes: 8 of 3 & 4]	
U-Clamp Kit 2" - (10)	1118644
[Includes: 9 of 3 & 4]	
U-Clamp Kit 2" - (14)	1118663
[Includes: 14 of 3 & 4]	
A Mounting Fasteners (2)	1118592
[Includes: 2 of 9, 10 & 11]	
PARTS	
1 Strap Assy - 9'	1106774
Strap Assy - 10'	1110337
2 Strap Assy - 5'	1100470
3 Plastic U-Clamp	1701354
4 Self-Drilling Screw - 1/4" x 3/4"	1700398
5 Wire Hook Strap Assy - 7'	1107223
6 Wire Hook Strap Assy - 5'	1107222
7 Cable Assy - 7'	1106763
8 Ratchet - 2"	1100457
9 Self-Tapping Screw - 3/8" x 1"	1700400
10 Lock Washer - 3/8"	1700434
11 Hex Nut - 3/8"	1700407
12 Web Assy w/Hook	1106754



LATCHPLATES

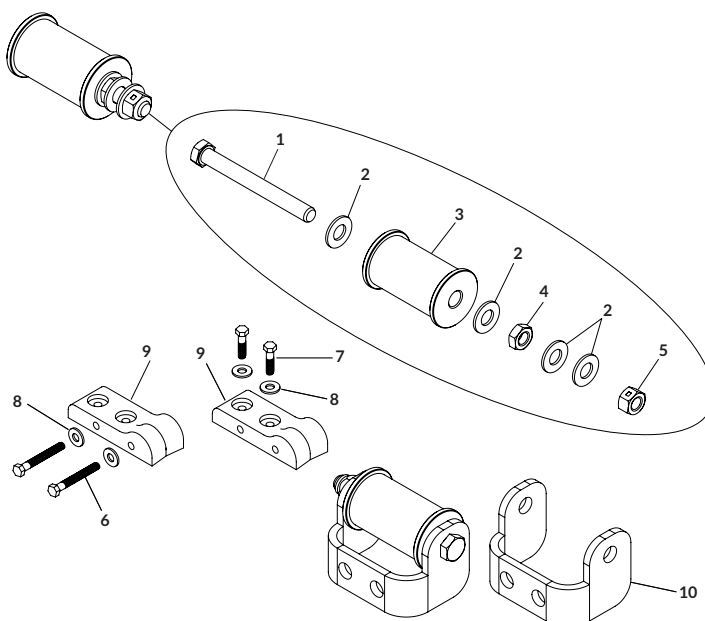
DESCRIPTION	P/N
PARTS	
1 Alum Top Mount Latchplate - 4'	1100370
Alum Top Mount Latchplate - 6'	1100369
Alum Top Mount Latchplate - 8'	1100368
2 Alum Side Mount Latchplate - 4'	1100749
Alum Side Mount Latchplate - 6'	1700802
Alum Side Mount Latchplate - 8'	1700522
3 Self-Tapping Screw - 3/8" x 1"	1700400



RETURNS - CABLE GUIDES

DESCRIPTION	P/N
KITS & HARDWARE	
Cable Spool Kit	*1116117
[Includes: 1; 3; 4; 5; 4 of 2]	
Cable Spool Kit w/Mtg Bracket	*1126414
[Includes: 1; 2; 3; 10; 11]	
Universal Cable Guide Kit	*1111437
[Includes: 9; 2 of 6, 7 & 8]	
PARTS	
1 Hex Head Cap Screw - 3/8" x 3-1/2"	1703048
2 Flat Washer - 3/8" - SAE	1701176
3 Cable Spool	1703605
4 Hex Jam Nut - 3/8"	1701062
5 Centerlock Hex Nut - 3/8"	1700418
6 Hex Head Cap Screw - 3/8" x 3"	1700371
7 Hex Head Cap Screw - 3/8" x 1-1/2"	1701434
8 Flat Washer - 3/8"	1700429
9 Universal Cable Guide	1110410
10 Cable Spool Mtg Bracket	1126413
11 Nylon Lock Nut - 3/8"	1701580

*Used to route cable from return over obstruction or sharp edges.



RETURNS - FRONT | REAR CABLE

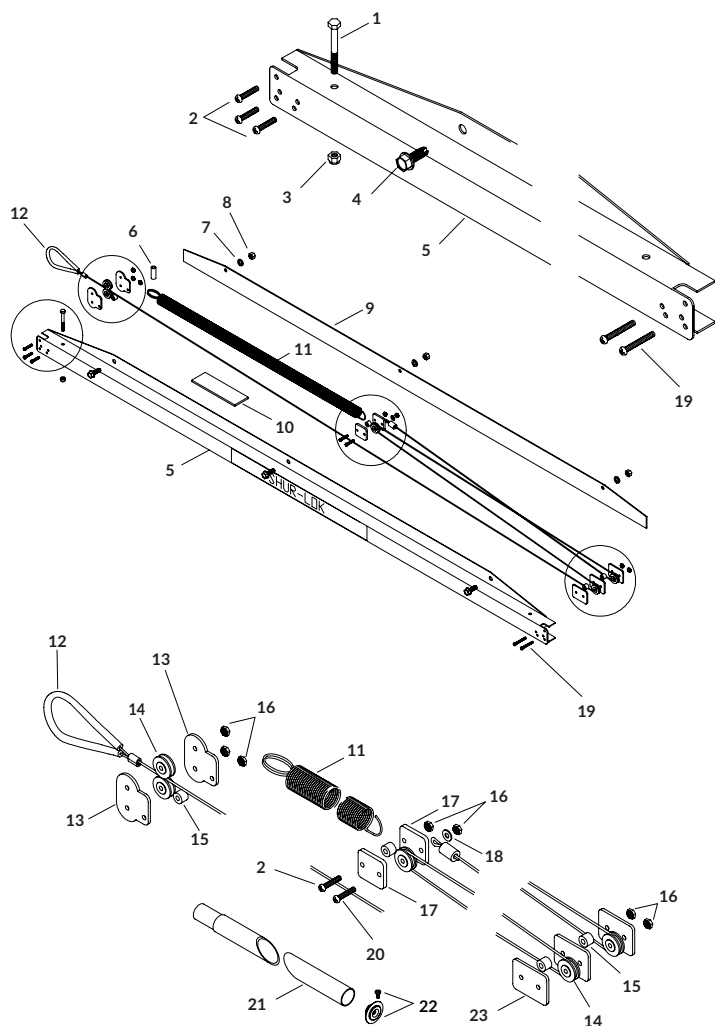
DESCRIPTION	P/N
KITS & HARDWARE	
Rear Cable Return Kit [Includes A; 1; 3; 5; 6; 10; 11; 12; 18; 20; 2 of 13, 17 & 19; 3 of 23; 4 of 2 & 15; 5 of 14; 7 of 16]	1111121
Rear Cable Return Kit w/RT Ext. [Includes A; 1; 3; 5; 6; 10; 12; 18; 20; 21; 22; 2 of 13, 17, 18 & 19; 3 of 23; 4 of 2 & 15; 5 of 14; 7 of 16]	1112064
Front Cable Return Kit [Includes A; 1; 3; 5; 6; 10; 11; 12; 18; 20; 22; 2 of 13, 17 & 19; 3 of 23; 4 of 2 & 15; 5 of 14; 7 of 16]	1111122
Front Cable Return Kit w/RT Ext. [Includes A; 1; 3; 5; 6; 10; 12; 18; 20; 21; 22; 2 of 13, 17, 18 & 19; 3 of 23; 4 of 2 & 15; 5 of 14; 7 of 16]	1112065
FRONT REAR CABLE X-WIDE For Grain Carts	
X-Wide Rear Cable Return Kit [Includes A; 1; 3; 5; 6; 9; 10; 11; 12; 18; 20; 2 of 13, 17 & 19; 3 of 23; 4 of 2 & 15; 5 of 14; 7 of 16]	*1114913
X-Wide Front Cable Return Kit [Includes A; 1; 3; 5; 6; 9; 10; 11; 12; 18; 20; 22; 2 of 13, 17 & 19; 3 of 23; 4 of 2 & 15; 5 of 14; 7 of 16]	*1114914
X-Wide Front Cable Return Kit w/RT Ext [Includes A; 1; 3; 5; 6; 9; 10; 12; 18; 20; 21; 22; 2 of 13, 17, 18 & 19; 3 of 23; 4 of 2 & 15; 5 of 14; 7 of 16]	*1114915
X-Wide Front Cable Return Kit - 160" [Includes A; 1; 3; 5; 6; 9; 10; 11; 12; 18; 20; 22; 2 of 13, 17 & 19; 3 of 23; 4 of 2 & 15; 5 of 14; 7 of 16]	*1130233
X-Wide Front Cable Return Kit - 200" [Includes A; 1; 3; 5; 6; 9; 10; 11; 12; 18; 20; 22; 2 of 13, 17 & 19; 3 of 23; 4 of 2 & 15; 5 of 14; 7 of 16]	*1130419
A Cable Return Mtg Hdw [Includes 3 of 4, 7 & 8]	1111469

PARTS

1 Hex Head Cap Screw - 1/4" x 2-1/4"	1702672
2 Machine Screw - #10-24 x 1"	1702654
3 Nylon Lock Hex Nut - 1/4"	1701543
4 Self-Tapping Screw - 3/8" x 1"	1700400
5 Universal Cable Return Housing	1114728
Universal Cable Return Housing - X-Wide	1112902
6 Spacer Washer - 1-9/16"	1131010
7 Lock Washer - 3/8"	1700434
8 Hex Nut - 3/8"	1700407
9 Cable Return Back Plate - X Wide	1112904
10 Velcro® Hook - 1" x 4"	1115206
11 Extension Spring	1702657
12 Cable w/Return Strap	1114582
Cable w/Return Strap - X-Wide - 144"	*1114932
Cable w/Return Strap - X-Wide - 160"	*1132792
Cable w/Return Strap - X-Wide - 200"	*1132793
13 Front Retainer Plate	1114691
14 Pulley - 1/16" Cable Groove	1703006
15 Plastic Spacer - 3/8"	1111056
16 Machine Screw w/Washer - #10-24	1702653
17 Rope Block Retainer Plate	1112997
18 Flat Washer - #10	1111054
19 Machine Screw - #10-24 x 1-1/2"	1702656
20 Machine Screw - #10-24 x 1-1/4"	1702655
21 Swaged Roll Tube Extension - 2" x 32"	1117496
22 End Plug/Cable Retainer w/Screw	1111808
23 Rear Retainer Plate	1110913

*The amount of inches represents the amount of cable stretch.

NOTE: Reverse-roll systems, use rear returns on the front of trailer, front returns on the rear of trailer.



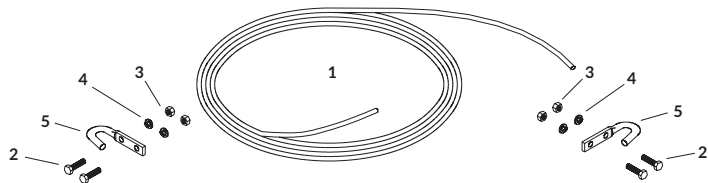
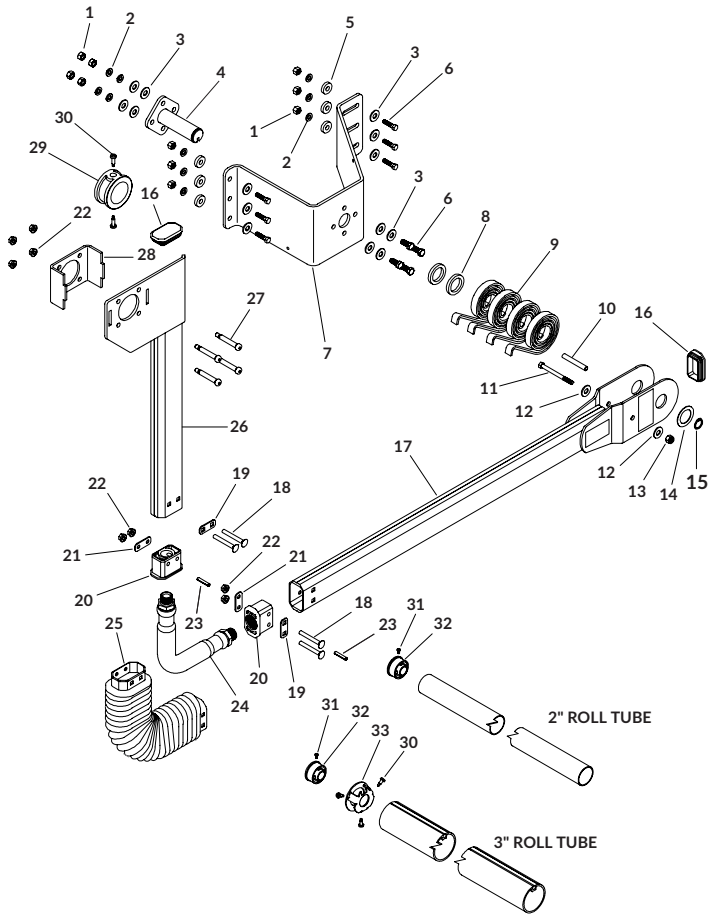
RETURNS - HEAVY-DUTY FRONT ARM

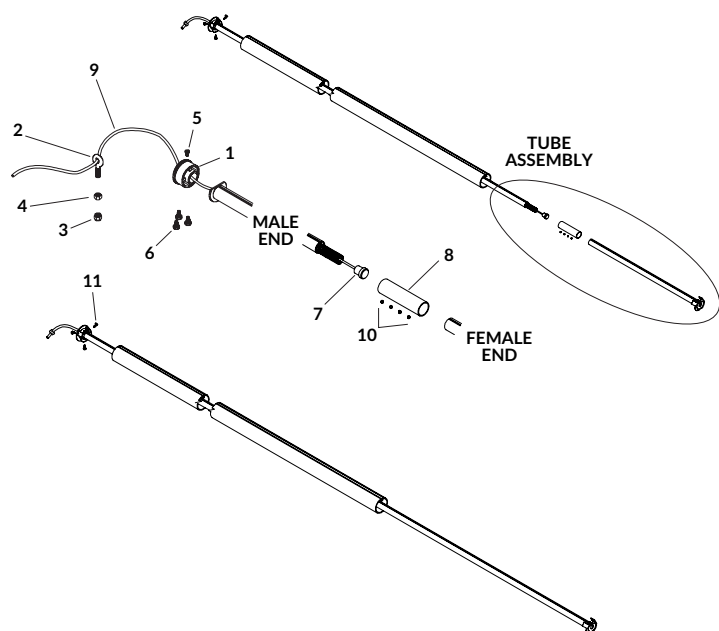
DESCRIPTION		P/N
KITS & HARDWARE		
HD Front Arm Return Kit [Includes: C; D; E; F; 4; 17; 24; 25; 26; 32; 2 of 5; 4 of 9; Sloped Brkt and 3-3/4" Pvt Brkt]		1124119
HD Front Arm Return Kit - 3" [Includes: C; D; E; F; 4; 17; 24; 25; 26; 32; 2 of 5; 4 of 9; Sloped Brkt and 3-3/4" Pvt Brkt]		*1124794
A	Flex Arm Joint Kit - 4500 HD [Includes: 24; 25; 2 of 19; 20 ; 21 & 23; 4 of 18 & 22]	1125154
B	Flex Joint Hdw (1) [Includes: 19; 21; 2 of 18 & 22]	1121702
C	Flex Joint Hdw (2) [Includes: 2 of 19 & 21; 4 of 18 & 22]	1121647
D	Spring Support Hdw [Includes: 10; 11; 13; 14; 15; 2 of 8 & 12]	1116926
E	Pivot Bracket Hdw - 6" Sloped [Includes: 6 of 5; 16 of 1; 2 & 6; 26 of 3]	1121580
F	Exposed Spline/Bearing Hdw [Includes: 28; 29; 2 of 16; 20 & 30; 4 of 22; 27]	1121723
G	Exposed Spline/Bearing Hdw - 3" [Includes: 28; 29; 33; 2 of 16; 20 & 30; 3 of 31; 4 of 22 & 27]	*1124795
PARTS		
1	Hex Nut - 3/8"	1700407
2	Lock Washer - 3/8"	1700434
3	Flat Washer - 3/8"	1700429
4	Pivot Pin - 4 Spring	1116920
5	Spacer Washer - 1/4" x 1" OD x .406"	1120291
6	Hex Head Cap Screw - 3/8" x 1-1/4"	1702891
7	Pivot Mnt Bracket - 6" x 9-1/4"	1121578
8	Spacer Washer - 1/4" x 1.81 OD x 1.28"	1118318
9	Spiral Torsion Spring	1111027
10	Spacer Tube - .35" x 2-5/8"	1117033
11	Hex Head Cap Screw - 5/16" x 3-1/2"	1201022
12	Flat Washer - 5/16"	1700428
13	Nylon Lock Hex Nut - 5/16"	1700419
14	Flat Washer - 1-1/4" x 1-7/8"	1702890
15	Retaining Ring - 1-1/4"	1702888
16	Cap Plug	1704892
17	Lower Flex Arm w/Warning Decals - Front	1121617
18	Carriage Bolt - 5/16" x 2-1/2" - GR5	1701455
19	Bellow Plate - Square Holes	1121414
20	End Fitting	1704891
21	Bellow Plate - Round Holes	1121413
22	Flanged Nylon Lock Nut - 5/16"	1704931
23	Spring Pin - 1/4" x 1-3/8"	1704966
24	Flex Arm Joint	1706825
25	Arm Bellow	1704775
26	Upper Flex Arm - Bearing	1121281
	Upper Flex Arm - Bearing - 3"	*1124958
27	Shoulder Bolt - 3/8" x 2" Thread x 5/16" x 1/2"	1704943
28	Bearing Mount Box	1121430
	Bearing Mount Box - 3"	*1123248
29	Rear Arm Bearing Ring	1704942
	Rear Arm Bearing Ring - 3"	*1705160
30	Blind Rivet - 3/16"	1700398
31	Self-Drilling Screw - 1/4" x 3/4"	1704743
32	Nylon End Plug	1100138
33	Roll Tube End Cap - Front	*1121041

*Used with 3" roll tubes.

USE W/ BELT N' RATCHET - RETURNS - ROPE

DESCRIPTION		P/N
KITS		
Rope Return Kit [Includes: 1; 2 of 5; 4 of 2, 3 & 4]		1100064
PARTS		
1	Solid Braid Rope - 1/4" - 32'	1100469
2	Hex Head Cap Screw - 1/4" x 1"	1700381
3	Hex Nut - 1/4"	1700408
4	Lock Washer - 1/4"	1700436
5	Box Hook - 3/8" x 3-1/4"	1700682



**RETURNS - SHUR-RETURN™**

DESCRIPTION	P/N
KITS & HARDWARE	
Shur-Return™ Kit [Includes: Tube Assembly; A]	*1100824
2-Piece Shur-Return™ Kit [Includes: Tube Assembly; A; 7; 8; 9; 4 of 10]	*1107881
Shur-Return™ Kit - 3" [Includes: Tube Assembly; B]	**1124875
2-Piece Shur-Return™ Kit - 3" [Includes: Tube Assembly; B; 7; 8; 9; 4 of 10]	**1124876
A Shur-Return™ Hdw [Includes 1; 2; 3; 4; 5; 5 of 6]	1107128
B Shur-Return™ Hdw - 3" [Includes 1; 2; 3; 4; 5; 3 of 11; 5 of 6]	**1124881
PARTS	
1 Nylon End Plug	1100138
2 Eyebolt Anchor - 5/16"	1700717
3 Nylon Lock Hex Nut - 5/16"	1700419
4 Hex Nut - 5/16"	1700411
5 Self-Drilling Screw - #10-16 x 1/2"	1704743
6 Self-Tapping Screw - 1/4" x 1/2"	1700736
7 Spring Retainer Plug	1100827
8 Connector Sleeve	1107879
9 Shur-Return™ Rope - 12'	1100826
10 Hex Socket Set Screw - #10-32 x 3/16"	1701423
11 Self-Drilling Screw - 1/4" x 1"	1705198

*Additional over length shipping charges apply.

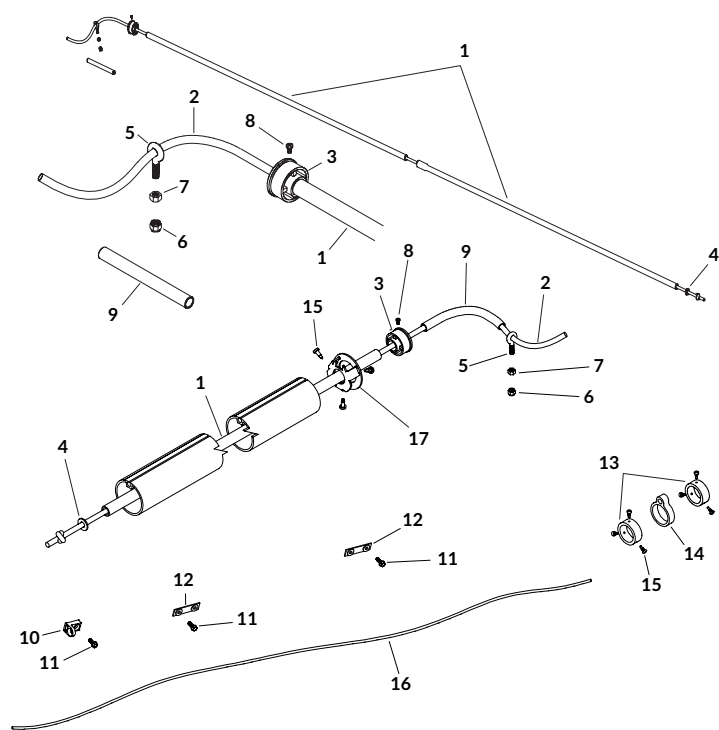
**Used with 3" roll tubes.

RETURNS - STRETCH CORD (BUNGEE)

DESCRIPTION	P/N
KITS & HARDWARE	
Front Stretch Cord Roll Return Kit [Includes: A; 1; 2]	1114359
Front Stretch Cord Roll Return Kit - 3" [Includes: B; 1; 2]	*1124882
Front Stretch Cord Roll Return Kit - X Wide [Includes: A; 1; 2]	1114361
Shock Cord Roll Return Kit - 2" [Includes: 10; 12; 14; 16; 2 of 11 & 13; 6 of 15]	1114951
Replacement End Plug Kit [Includes: 3; 8]	1119034
A Roll Return Hdw. [Includes: 3; 4; 5; 6; 7; 8; 9]	1107127
B Roll Return Hdw - 3" [Includes: 3; 4; 5; 6; 7; 8; 9; 17; 3 of 15]	*1124883
PARTS	
1 Roll Return Tube Set - 2 Pc.	1111067
X-Wide Roll Return Tube Set - 3 Pc.	1115041
2 Roll Return Stretch Cord - 138'	**1114360
Roll Return Stretch Cord - 156'	1108218
Roll Return Stretch Cord - 198'	**1114362
Roll Return Stretch Cord - 258'	1117597
Roll Return Stretch Cord - 280'	1129134
Bulk Roll Return Stretch Cord (Sold only in 300' rolls)	1703335
3 Nylon End Plug	1100138
4 Flat Washer - 1/2"	1703373
5 Eyebolt Anchor - 5/16"	1700717
6 Nylon Lock Hex Nut - 5/16"	1700419
7 Hex Nut - 5/16"	1700411
8 Self-Drilling Screw - #10-16 x 1/2"	1704743
9 Protective Stretch Cord Cover	1107680
10 Shock Cord Eye Bracket	1703445
11 Self-Tapping Screw - 3/8" x 1"	1700400
12 Shock Cord Tie-Down Strap	1114948
13 Rear Arm Retaining Collar	1704352
14 Roll Tube Eye	1114947
15 Self-Drilling Screw - 1/4" x 1"	*1705198
16 Shock Cord - 11-1/2"	1122332
17 Roll Tube End Cap - Front	*1121041

*Used with 3" roll tubes.

**Comes with protective stretch cord cover (P/N 1107680).



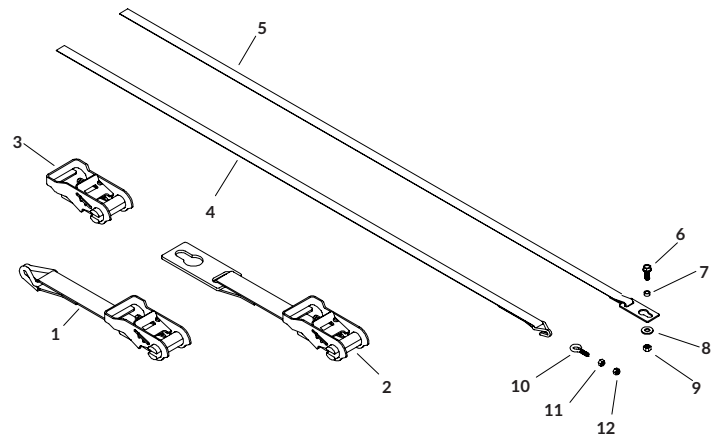
RIDGE STRAPS 1" GALVANIZED

DESCRIPTION	P/N
KITS & HARDWARE	
Ridge Strap Kit w/Anchor - 1" x 25' [Includes: A; 2; 5]	1101685
Ridge Strap Kit w/Anchor - 1" x 39' [Includes: A; 2; 5]	1101686
Ridge Strap Kit w/Anchor - 1" x 46' [Includes: A; 2; 5]	1101687
Ridge Strap Kit w/Anchor - 1" x 56' [Includes: A; 2; 5]	1107068
Ridge Strap Kit w/Hook - 1" x 46' [Includes: 1; 4]	*1101833
Ridge Strap Kit w/Hook - 1" x 56' [Includes: 1; 4]	*1120454
A Ridge Strap Hdw - 1" [Includes: 2 of 6, 7, 8 & 9]	1105244
B Eyebolt Hdw. [Includes 2 of 10, 11 & 12]	1101689

PARTS

1 Ratchet w/1" Ridge Strap/Hook	1106153
2 Ratchet w/1" Ridge Strap/Anchor	1101678
3 Ratchet - 1" Web	1700836
4 Ridge Strap w/Hook - 1" x 46'	1101835
Ridge Strap w/Hook - 1" x 56'	1116163
5 Ridge Strap w/Anchor - 1" x 25'	1101680
Ridge Strap w/Anchor - 1" x 39'	1101681
Ridge Strap w/Anchor - 1" x 46'	1101682
Ridge Strap w/Anchor - 1" x 56'	1107066
6 Self-Tapping Screw - 3/8" x 1"	1700400
7 Anchor Bushing	1101683
8 Flat Washer - 3/8" - SAE	1701176
9 Centerlock Hex Nut - 3/8"	1700418
10 Eyebolt Anchor - 5/16"	1700717
11 Hex Nut - 5/16"	1700411
12 Nylon Lock Hex Nut - 5/16"	1700419

*Eyebolt NOT included.

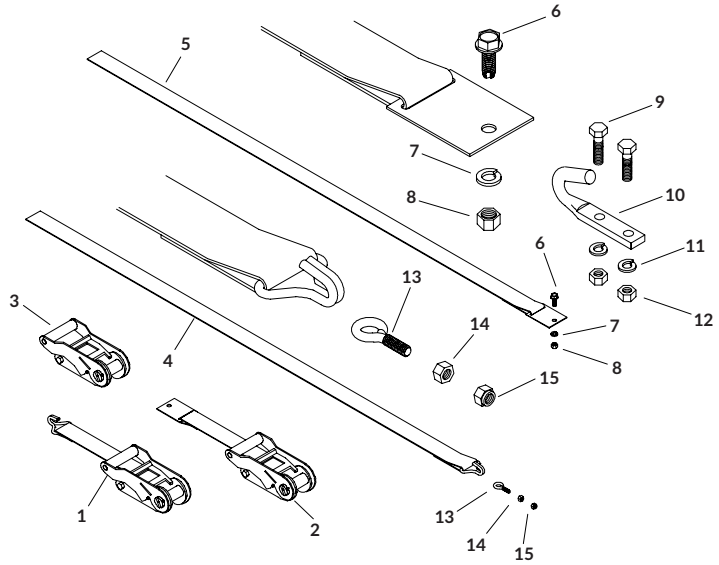


RIDGE STRAPS 2" GALVANIZED

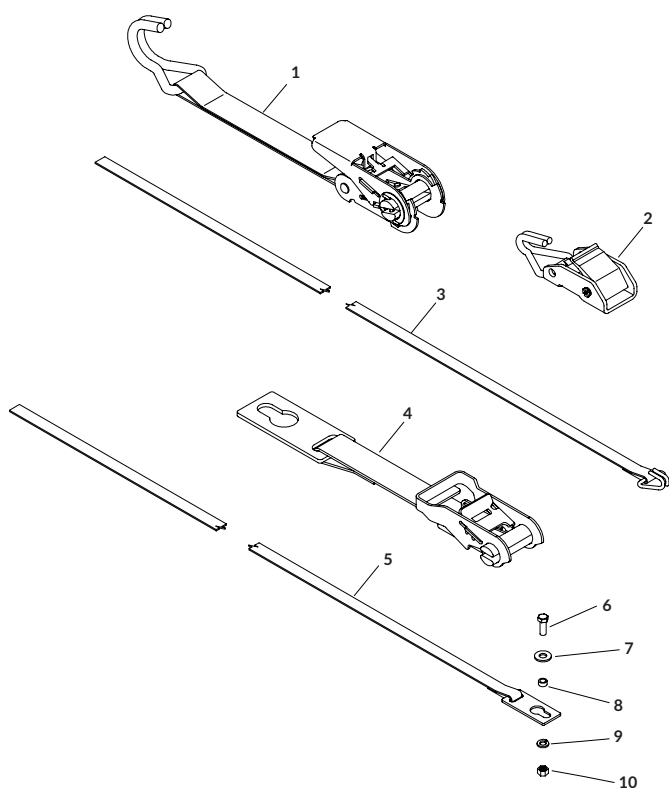
DESCRIPTION	P/N
KITS & HARDWARE	
Ridge Strap Kit w/Anchor - 2" x 25' [Includes: A; 2; 5]	1100783
Ridge Strap Kit w/Anchor - 2" x 39' [Includes: A; 2; 5]	1100784
Ridge Strap Kit w/Anchor - 2" x 46' [Includes: A; 2; 5]	1100774
Ridge Strap Kit w/Anchor - 2" x 56' [Includes: A; 2; 5]	1107069
Ridge Strap Kit w/Hook - 2" x 46' [Includes: 1; 4]	*1111823
A Ridge Strap Hdw. - 2" [Includes: 2 of 6, 7 & 8; 4 of 9, 10, 11 & 12]	1105242
B Eyebolt Hdw. [Includes: 2 of 13, 14 & 15]	1101689

PARTS

1 Ratchet w/2" Ridge Strap/Hook	1111818
2 Ratchet w/2" Ridge Strap/Anchor	1100594
3 Ratchet - 2" Web	1700519
4 Ridge Strap w/Hook - 2" x 48'	1111817
5 Ridge Strap w/Anchor - 2" x 25'	1100571
Ridge Strap w/Anchor - 2" x 39'	1100579
Ridge Strap w/Anchor - 2" x 48'	1100580
Ridge Strap w/Anchor - 2" x 56'	1107067
6 Self-Tapping Screw - 3/8" x 1"	1700400
7 Lock Washer - 3/8"	1700434
8 Hex Nut - 3/8"	1700407
9 Hex Head Cap Screw - 1/4" x 1"	1700381
10 Box Hook - 3/8" x 3-1/4"	1700682
11 Lock Washer - 1/4"	1700436
12 Hex Nut - 1/4"	1700408
13 Eyebolt Anchor - 5/16"	1700717
14 Hex Nut - 5/16"	1700411
15 Nylon Lock Hex Nut - 5/16"	1700419



*Eyebolt NOT included.

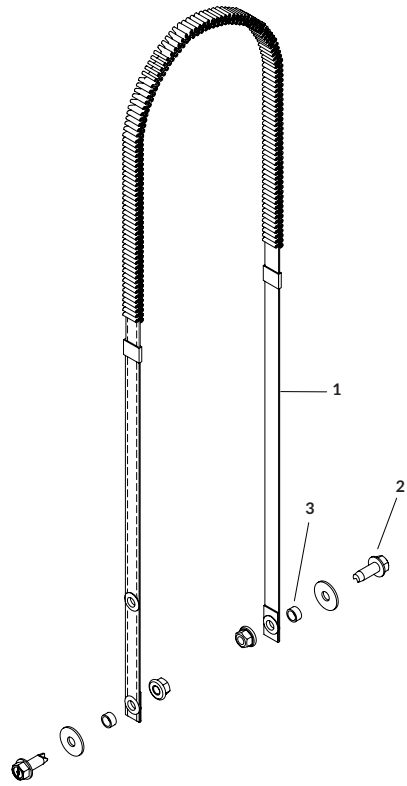


RIDGE STRAPS - 1" STAINLESS | POWDER-COATED

DESCRIPTION	P/N
KITS & HARDWARE	
Stainless Ridge Strap Kit w/Anchor - 1" x 41' [Includes: A; 4; 5]	1123803
Stainless Ridge Strap Kit w/Anchor - 1" x 48' [Includes: A; 4; 5]	1123804
Stainless Ridge Strap Kit w/Anchor - 1" x 53' [Includes: A; 4; 5]	1128794
Stainless Ridge Strap Kit w/Hook - 1" x 10' [Includes: 1; 3]	1120301
Stainless Ridge Strap Kit w/Hook - 1" x 14' [Includes: 1; 3]	*1120302
Stainless Ridge Strap Kit w/Hook - 1" x 18' [Includes: 1; 3]	1121407
Stainless Ridge Strap Kit w/Hook - 1" x 24' [Includes: 1; 3]	1121409
PC Ridge Strap Kit w/Hook - 1" x 10' [Includes: 2; 3]	1118513
PC Ridge Strap Kit w/Hook - 1" x 14' [Includes: 2; 3]	1118515
PC Ridge Strap Kit w/Hook - 1" x 18' [Includes: 2; 3]	1118517
PC Ridge Strap Kit w/Hook - 1" x 24' [Includes: 2; 3]	1118519
A Stainless Ridge Strap Hdw - 1" [Includes: 2 of 6, 8, 9 & 10; 4 of 7]	1123806
PARTS	
1 Stainless Ratchet w/1" Ridge Strap	1120300
2 Buckle Weldment	1118509
3 PC Ridge Strap w/Hook - 1" x 10'	1118512
Stainless Ridge Strap w/Hook - 1" x 10'	1120298
PC Ridge Strap w/Hook - 1" x 14'	1118514
Stainless Ridge Strap w/Hook - 1" x 14'	1120299
PC Ridge Strap w/Hook - 1" x 18'	1118516
Stainless Ridge Strap w/Hook - 1" x 18'	1121408
PC Ridge Strap w/Hook - 1" x 24'	1118518
Stainless Ridge Strap w/Hook - 1" x 24'	1121410
4 Stainless Ratchet w/1" Ridge Strap/Anchor	1117585
5 Stainless Ridge Strap w/Anchor - 1" x 41'	1117493
Stainless Ridge Strap w/Anchor - 1" x 48'	1117494
Stainless Ridge Strap w/Anchor - 1" x 53'	1117495
6 Stainless Hex Head Cap Screw - 3/8" x 1"	1703579
7 Stainless Flat Washer - 3/8"	1703577
8 Anchor Bushing	1101683
9 Stainless Lock Washer - 3/8"	1703576
10 Stainless Hex Nut - 3/8"	1200999

TARP CORDS - GUSTBUSTER®

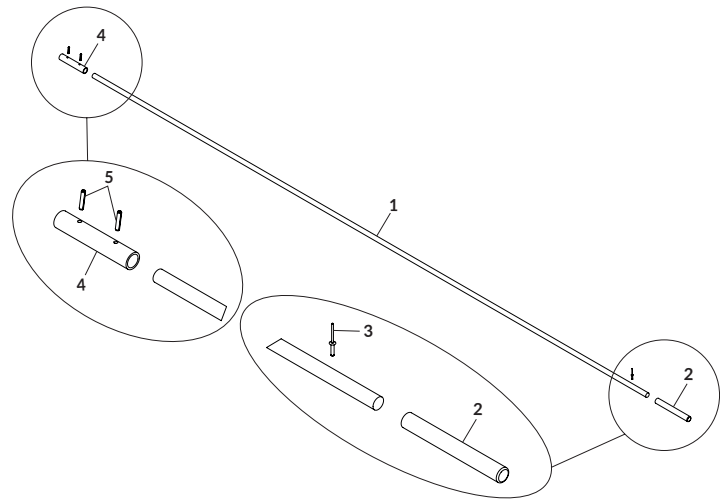
DESCRIPTION	P/N
KITS & HARDWARE	
Gustbuster™ Kit - GT (8' to 9') - 1 Cord [Includes: A; 1]	1125679
Gustbuster™ Kit - GT (8' to 9') - 2 Cord [Includes: A; 2 of 1]	1125680
Gustbuster™ Kit - GT (8' to 9') - 3 Cord [Includes: A; 3 of 1]	1125681
Gustbuster™ Kit - GC (10' to 11') - 2 Cord [Includes: A; 2 of 1]	1126741
Gustbuster™ Kit - GC (11' to 12') - 2 Cord [Includes: A; 2 of 1]	*1126742
Gustbuster™ Kit - GC (12' to 13') - 2 Cord [Includes: A; 2 of 1]	1126743
Gustbuster™ Kit - GC (13' to 14') - 2 Cord [Includes: A; 2 of 1]	1130273
Gustbuster™ Kit - GC (17' to 18') - 2 Cord [Includes: A; 2 of 1]	1129947
A Gustbuster™ Hdw [Includes: 2 of 2, 4 & 5; 3 of 3]	1127477
PARTS	
1 Gustbuster™ Cord - GT (8' to 9')	1705638
Gustbuster™ Cord - GC (10' to 11')	1126738
Gustbuster™ Cord - GC (11' to 12')	1126739
Gustbuster™ Cord - GC (12' to 13')	1706662
Gustbuster™ Cord - GC (13' to 14')	1706661
Gustbuster™ Cord - GC (17' to 18')	1129946
2 Self-Tapping Screw - 3/8" x 1"	1700400
3 Alum Spacer - 1/2" OD x .382 ID x 1/4"	1705992
4 Alum Fender Washer - 3/8" ID x 1-1/8" OD	1128022
5 Hex Flange Nut - 3/8"	1704371



RIDGEPOLES - FIBERGLASS

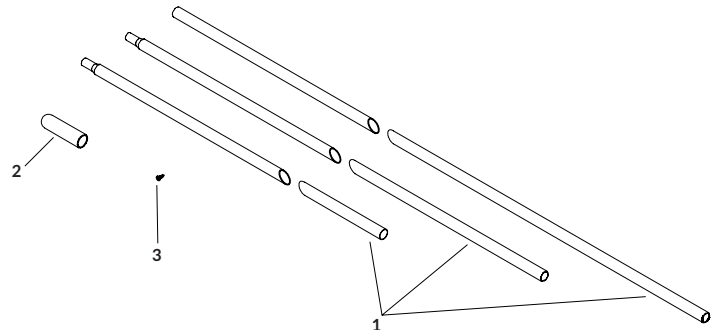
DESCRIPTION	P/N
HARDWARE	
Fiberglass Ridge Pole Connector Kit - Top Side [Includes: 4; 2 of 5]	1117999
Fiberglass Ridge Pole Connector Kit - Bottom Side [Includes: 4; 2 of 5]	1132776
Ridgepole Support Kit - Fiberglass [Includes: 6; 5 of 7]	1120318
A Fiberglass Rollaway Ridgepole Hdw [Includes: 2 of 2 & 3]	1122333
PARTS	
1 Fiberglass Ridgepole - 7/8" x 11'-6"	1704677
Fiberglass Ridgepole - 7/8" x 16'	1704674
Fiberglass Ridgepole - 7/8" x 20'	1703594
Fiberglass Ridgepole - 7/8" x 24'	1704675
2 Protective Cap - 7/8" ID x 8"	1706497
3 Blind Rivet - 3/16" x 5/8" x 5/8" Head	1705224
4 Alum Ridge Pole Connector	1117972
5 Spring Pin - 1/4" x 1-1/4"	1704098
6 Ridgepole Support Brace	*1120317
7 Blind Rivet - 3/16" x 1/4" x 5/8" Head	*1700473

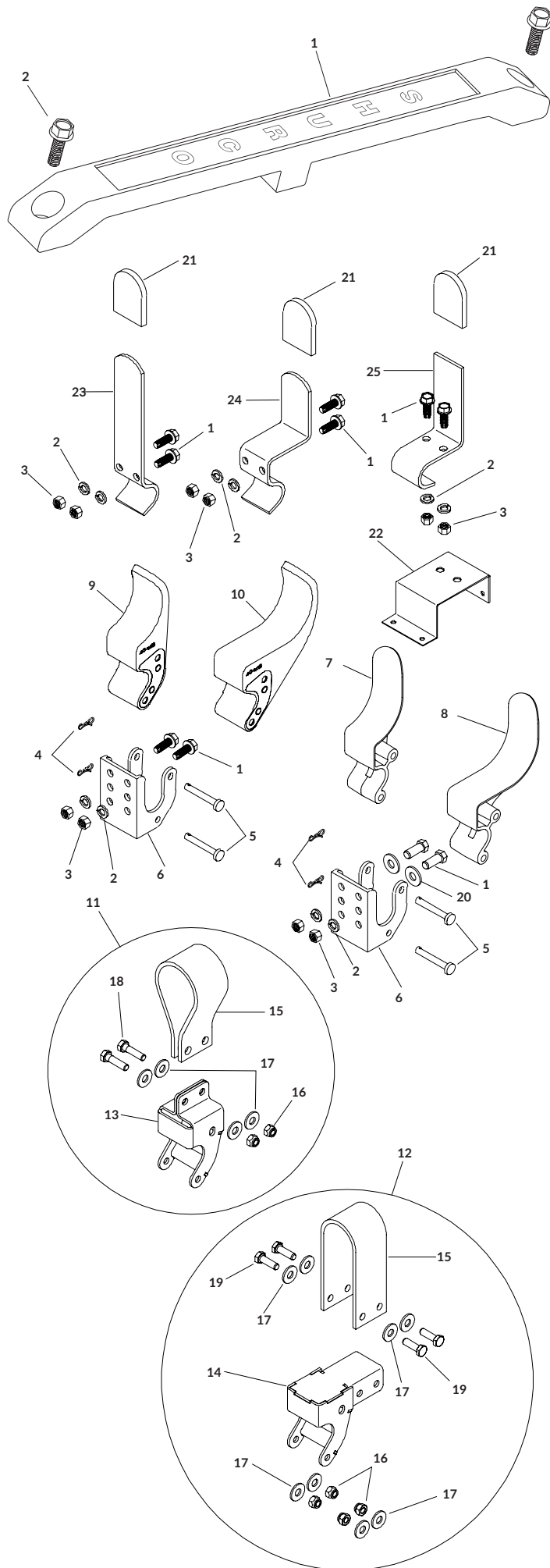
*These items are NOT shown in the drawing.



RIDGEPOLES - GALVANIZED

DESCRIPTION	P/N
HARDWARE	
A Rollaway Ridgepole Hdw [Includes: 2 of 2 & 3]	1105310
PARTS	
1 Ridgepole Tube - 8'	1706159
Ridgepole Tube - 11'	1706158
Ridgepole Tube - 15'	1706157
Ridgepole Tube - 16'	1701204
Ridgepole Tube - 20'	1701205
Ridgepole Tube - 24'	1701206
2 Protective Cap - 1-1/2" ID x 7-7/8"	1700212
3 Flat-Headed Self-Drilling Screw - 1/4" x 3/4"	1704768





DESCRIPTION	P/N
22 Tarp Stop Bracket	1100814
23 Standard Tarp Stop	1100049
24 Offset Tarp Stop	1100392
25 Recessed Tarp Stop	1105163

ROLL TUBE DEFLECTORS

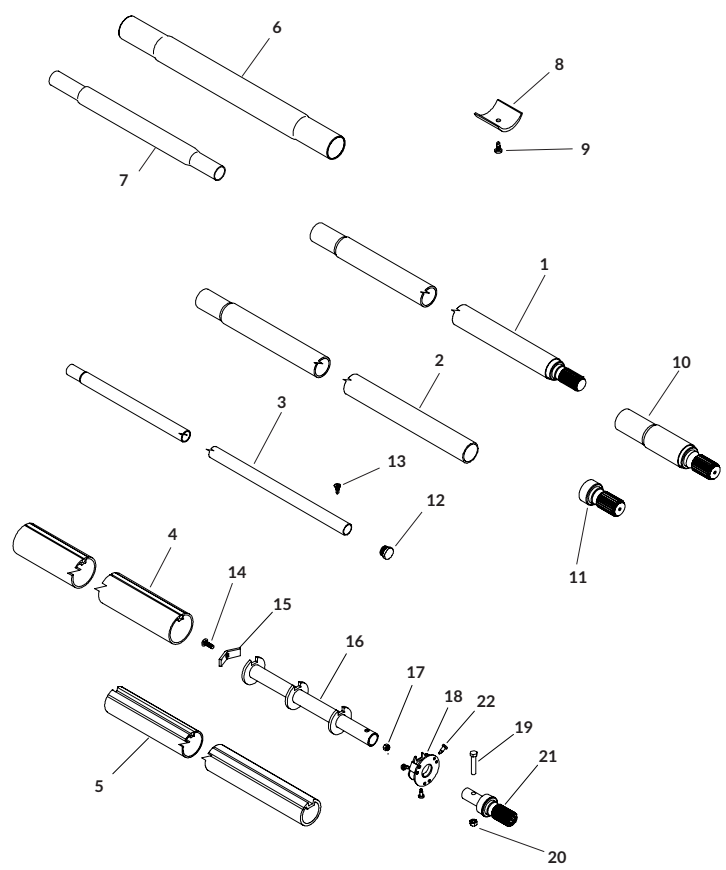
DESCRIPTION	P/N
KITS	
Roll Tube Deflector Kit (1) - Black [Includes: 1; 2 of 2]	1117514
Roll Tube Deflector Kit (2) - Black [Includes: 1; 2 of 2]	1114659
Roll Tube Deflector Kit (1) - Gray [Includes: 1; 2 of 2]	1117513
Roll Tube Deflector Kit (2) - Gray [Includes: 1; 2 of 2]	1114579
PARTS	
1 Roll Tube Deflector - Black - 17-1/4"	1114658
Roll Tube Deflector - Gray - 17-1/4"	1112029
2 Self-Tapping Screw - 5/16" x 1"	1701059

TARP STOPS

DESCRIPTION	P/N
KITS & HARDWARE	
EOF Alum Tarp Stop w/Hdw [Includes: A; B; 6; 7]	1124780
EOF PC Tarp Stop w/Hdw [Includes: A; C; 6; 7]	1124781
EOF PC Tarp Stop w/Stainless Body & Hdw [Includes: A; C; 6; 7]	1124782
EOF Flexible Tarp Stop w/Hdw [Includes: A; B; 6; 9]	1114047
EOF Belt Flex Tarp Stop w/Hdw [Includes: A; B; 6; 11]	1122278
EOF Alum 6" Offset Tarp Stop w/Hdw [Includes: A; B; 6; 8]	1124783
EOF PC 6" Offset Tarp Stop w/Hdw [Includes: A; C; 6; 8]	1124784
EOF Flexible 6" Offset Tarp Stop w/Hdw [Includes: A; B; 6; 10]	1114388
EOF Belt Flex 6" Offset Tarp Stop w/Hdw [Includes: A; B; 6; 12]	1123798
Standard Tarp Stop w/Mtg Hdw [Includes: B; 21; 23]	1111092
Offset Tarp Stop w/Mtg Hdw [Includes: B; 21; 24]	1111093
Recessed Tarp Stop w/Mtg Hdw [Includes: B; 21; 25]	1111096
A Bowtie Cotter Pin/Ring Assy [Includes: 2 of 4 & 5]	1118389
B Mounting Fasteners (2) [Includes: 2 of 1, 2 & 3]	1118592
C Stainless Mounting Fasteners (2) [Includes: 2 of 1, 2, 3 & 20]	1119020
PARTS	
1 Self-Tapping Screw - 3/8" x 1"	1700400
Stainless Hex Head Cap Screw - 3/8" x 1"	1703579
2 Lock Washer - 3/8"	1700434
Stainless Lock Washer - 3/8"	1703576
3 Hex Nut - 3/8"	1700407
Stainless Hex Nut - 3/8"	1200999
4 Bowtie Cotter Pin - 1-3/8"	1704380
5 Clevis Pin - 5/16" x 2-7/8"	1703604
6 EOF Tarp Stop Body	1100833
Stainless EOF Tarp Stop Body	1116975
7 EOF Alum Tarp Stop Upright	1705775
EOF PC Alum Tarp Stop Upright	1124770
8 EOF Alum 6" Offset Tarp Stop Upright	1705454
EOF PC Alum 6" Offset Tarp Stop Upright	1124772
9 EOF Flexible Tarp Stop Upright	1115216
10 EOF Flexible 6" Offset Tarp Stop Upright	1115217
11 EOF Belt Flex Tarp Stop Upright	1122260
12 EOF Belt Flex 6" Offset Tarp Stop Upright	1123455
13 Tarp Stop Upright Bracket	1122259
14 Tarp Stop Upright Bracket - Offset	1123454
15 Rubber Belting - .20" x 2" x 12"	1122237
16 Nylon Lock Hex Nut - 5/16"	1700419
17 Flat Washer - 5/16"	1700428
18 Hex Head Cap Screw - 5/16" x 1-1/4"	1701208
19 Hex Head Cap Screw - 5/16" x 1"	1704416
20 Stainless Flat Washer - 3/8"	1703577
21 Protective Cap - Spline	1700729

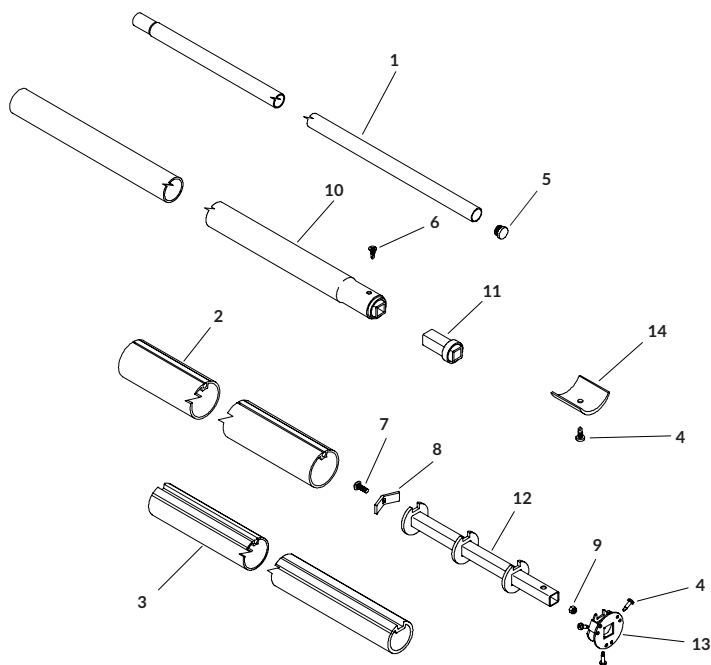
TARP TUBES

DESCRIPTION	P/N
KITS & HARDWARE	
U-Clamp Kit 2" - (3) [Includes: 3 of 8 & 9]	1115966
U-Clamp Kit 2" - (8) [Includes: 8 of 8 & 9]	1118643
U-Clamp Kit 2" - (10) [Includes: 9 of 8 & 9]	1118644
U-Clamp Kit 2" - (14) [Includes: 14 of 8 & 9]	1118663
U-Clamp Kit 3" - (3) [Includes: 3 of 8 & 9]	1126790
U-Clamp Kit 3" - (8) [Includes: 8 of 8 & 9]	1126791
U-Clamp Kit 3" - (10) [Includes: 9 of 8 & 9]	1126792
U-Clamp Kit 3" - (14) [Includes: 14 of 8 & 9]	1126793
Manual Crank Kit - 3" [Includes: A; 16; 18; 21]	1122879
A Drive Shaft Hdw - 3" [Includes: 14; 15; 17; 19; 20; 3 of 22]	1131569
B Fixed Tube Hdw [Includes: 2 of 12 & 13]	1115112
PARTS	
1 Roll Tube w/Spline - 2" x 8'	1128148
Roll Tube w/Spline - 2" x 11'-8"	1128147
Roll Tube w/Spline - 2" x 12'-9"	1119118
Roll Tube w/Spline - 2" x 16'	1107057
Roll Tube w/Spline - 2" x 20'	1107058
Roll Tube w/Spline - 2" x 24'	1107059
2 Roll Tube - 2" x 8'	1706153
Roll Tube - 2" x 11'	1706152
Roll Tube - 2" x 15'	1706151
Roll Tube - 2" x 16'	1700048
Roll Tube - 2" x 20'	1700046
Roll Tube - 2" x 24'	1701427
3 Fixed Tube - 1-1/8" x 8'	1706156
Fixed Tube - 1-1/8" x 11'	1706155
Fixed Tube - 1-1/8" x 15'	1706154
Fixed Tube - 1-1/8" x 16'	1700051
Fixed Tube - 1-1/8" x 20'	1700049
Fixed Tube - 1-1/8" x 24'	1701428
4 Alum Roll Tube - 3" x 12'	1118639
Alum Roll Tube - 3" x 16'	1704439
Alum Roll Tube - 3" x 20'	1704398
Alum Roll Tube - 3" x 24'	1704236
5 Alum Splice Tube - 3"	1704863
6 Roll Tube Swaged Connector	1107076
7 Fixed Tube Swaged Connector	1107077
8 Plastic U-Clamp	1701354
9 Self-Drilling Screw - 1/4" x 3/4"	1700398
Self-Drilling Screw - 1/4" x 1"	1705198
10 Spline Shaft Replacement - 2" x 9"	1107260
Spline Shaft Replacement - 2" x 13"	1117670
Spline Shaft Replacement - 2" x 21"	1120107
11 Spline Shaft w/o Connector Tube	1701244
12 Plastic End Plug	1700523
13 Flat-Headed Self-Drilling Screw - 1/4" x 3/4"	1704768
14 Carriage Bolt - 5/16" x 1" - GR5	1704237
15 Cartridge Clamp	1118194
16 Rear Cartridge	1121039
17 Nylon Lock Nut - 5/16"	1704297
18 Roll Tube End Cap - Rear	1121040
19 Hex Head Cap Screw - 3/8" x 2"	1704264
20 Nylon Lock Nut - 3/8"	1701580
21 Manual Crank Spline - 1" Shaft - 3"	1121111
22 Self-Drilling Screw - 1/4" x 1"	1705198



USE W/BELT 'N' RATCHET - TARP TUBES

DESCRIPTION	P/N
KITS & HARDWARE	
Manual Crank Kit - 3" Aluminum Roll Tube w/Square Key [Includes: 7; 8; 9; 13; 14; 3 of 4]	1124899
Fixed Tube Hdw [Includes: 2 of 5 & 6]	1115112
PARTS	
1 Fixed Tube - 1-1/8" x 8'	1706156
Fixed Tube - 1-1/8" x 11'	1706155
Fixed Tube - 1-1/8" x 15'	1706154
Fixed Tube - 1-1/8" x 16'	1700051
Fixed Tube - 1-1/8" x 20'	1700049
Fixed Tube - 1-1/8" x 24'	1701428
2 Alum Roll Tube - 3" x 12'	1118639
Alum Roll Tube - 3" x 16'	1704439
Alum Roll Tube - 3" x 20'	1704398
Alum Roll Tube - 3" x 24'	1704236
3 Alum Splice Tube - 3"	1704863
4 Self-Drilling Screw - 1/4" x 1"	1705198
5 Plastic End Plug	1700523
6 Flat-Headed Self-Drilling Screw - 1/4" x 3/4"	1704768
7 Carriage Bolt - 5/16" x 1" - GR5	1704237
8 Cartridge Clamp	1118194
9 Nylon Lock Nut - 5/16"	1704297
10 Roll Tube w/Square Key - 2" x 8'	1105174
Roll Tube w/Square Key - 2" x 11'	1128150
Roll Tube w/Square Key - 2" x 15'	1128149
Roll Tube w/Square Key - 2" x 16'	1105132
Roll Tube w/Square Key - 2" x 20'	1105131
Roll Tube w/Square Key - 2" x 24'	1105124
11 Roll Tube Square Key Replacement	1105033
12 Rear Cartridge w/Square Key	1124893
13 Roll Tube End Cap - Rear w/Square Key	1124896
14 Plastic U-Clamp	1701354



FASTENERS

DESCRIPTION	P/N	CASE
Self-Tapping Screw - 3/8" x 1"	1700400	840
Plastic U-Clamp	1701354	1500
Self-Drilling Screw - 1/4" x 3/4"	1700398	2500
Clevis Pin - 5/16" x 2-7/8"	1703604	200
Bow tie Cotter Pin - 1-3/8"	1704380	200

LATCHPLATES

DESCRIPTION	P/N	CASE
Alum Side Mount Latchplate - 4'	1100749	100
Alum Side Mount Latchplate - 6'	1700802	100
Alum Side Mount Latchplate - 8'	1700522	100

TARP STOPS

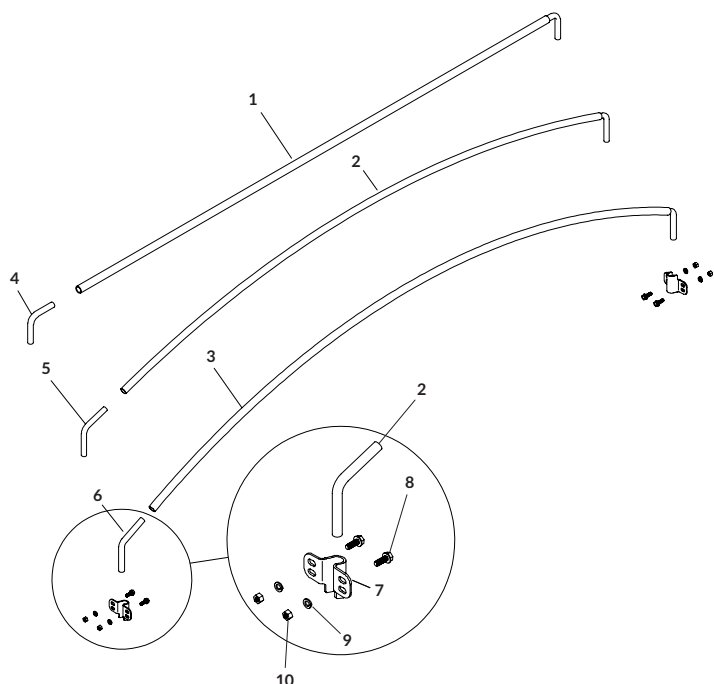
DESCRIPTION	P/N	CASE
EOF Tarp Stop Body	1100833	100
EOF Alum Tarp Stop Upright	1705775	50
EOF Alum 6" Offset Tarp Stop Upright	1705454	35
EOF Flexible 6" Offset Tarp Stop Upright	1115217	60
EOF Flexible Tarp Stop Upright	1115216	100
EOF Alum Tarp Stop w/Hdw	1124780	75
EOF Alum 6" Offset Tarp Stop w/Hdw	1124783	50
EOF Flexible Tarp Stop w/Hdw	1114047	50
EOF Flexible 6" Offset Tarp Stop w/Hdw	1114388	50

TARP TUBES

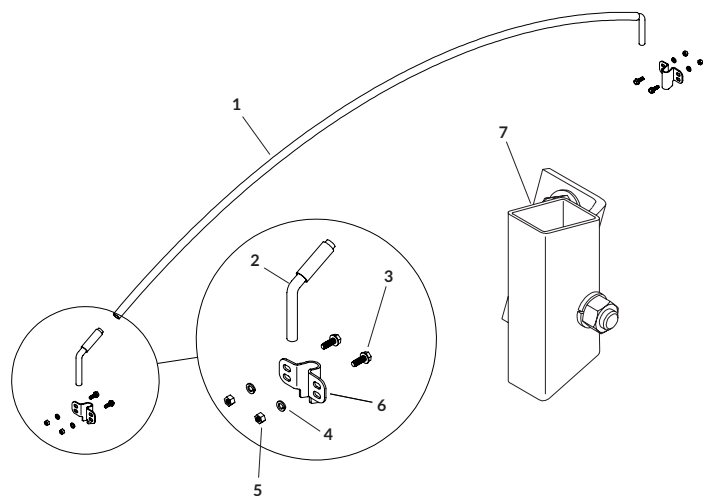
DESCRIPTION	P/N	CASE
Roll Tube - 2" x 8'	1706153	50
Roll Tube - 2" x 11'	1706152	50
Roll Tube - 2" x 15'	1706151	50
Roll Tube - 2" x 16'	1700048	50
Roll Tube - 2" x 20'	1700046	50
Roll Tube - 2" x 24'	1701427	50
Fixed Tube - 1-1/8" x 8'	1706156	100
Fixed Tube - 1-1/8" x 11'	1706155	100
Fixed Tube - 1-1/8" x 15'	1706154	100
Fixed Tube - 1-1/8" x 16'	1700051	100
Fixed Tube - 1-1/8" x 20'	1700049	100
Fixed Tube - 1-1/8" x 24'	1701428	100
Ridgepole Tube - 8'	1706159	50
Ridgepole Tube - 11'	1706158	50
Ridgepole Tube - 15'	1706157	50
Ridgepole Tube - 16'	1701204	50
Ridgepole Tube - 20'	1701205	50
Ridgepole Tube - 24'	1701206	50

WIRE - DUAL CONDUCTOR

DESCRIPTION	P/N	CASE
Dual-Conductor Wire - 6 Ga. (500')	1705995	500
Dual-Conductor Wire - 6 Ga. (1800')	1132341	1800
Dual-Conductor Wire - 4 Ga. (per foot)	1705107	1250

**BOWS - STANDARD GALVANIZED**

DESCRIPTION	P/N
KITS & HARDWARE	
Galv Bow Kit - Flat - 89" to 102" [Includes: A; 1; 4; 2 of 7]	1111781
Galv Bow Kit - 8" Rise - 78" to 84" [Includes: A; 2; 5; 2 of 7]	1117915
Galv Bow Kit - 8" Rise - 85" to 92" [Includes: A; 2; 5; 2 of 7]	1117916
Galv Bow Kit - 8" Rise - 93" to 102" [Includes: A; 2; 5; 2 of 7]	1100766
Galv Bow Kit - 12" Rise - 89" to 95" [Includes: A; 3; 6; 2 of 7]	1117917
Galv Bow Kit - 12" Rise - 96" to 102" [Includes: A; 3; 6; 2 of 7]	1100768
Galv Bow Shank & Bracket Kit - Flat [Includes: A; 4; 2 of 7]	1111782
Galv Bow Shank & Bracket Kit - 8" Rise [Includes: A; 5; 2 of 7]	1101608
Galv Bow Shank & Bracket Kit - 12" Rise [Includes: A; 6; 2 of 7]	1106968
A Mounting Fasteners (4) [Includes: 4 of 8, 9 & 10]	1107711
PARTS	
1 Galv Bow - Flat - 89" to 102"	1109149
2 Galv Bow - 8" Rise - 78" to 84"	1117904
Galv Bow - 8" Rise - 85" to 92"	1116120
Galv Bow - 8" Rise - 93" to 102"	1100760
3 Galv Bow - 12" Rise - 89" to 95"	1117905
Galv Bow - 12" Rise - 96" to 102"	1100762
4 Galv Bow Shank - Flat	1109150
5 Galv Bow Shank - 8" Rise	1100695
6 Galv Bow Shank - 12" Rise	1106925
7 Single Bow Bracket	1120836
8 Self-Tapping Screw - 3/8" x 1"	1700400
9 Lock Washer - 3/8"	1700434
10 Hex Nut - 3/8"	1700407

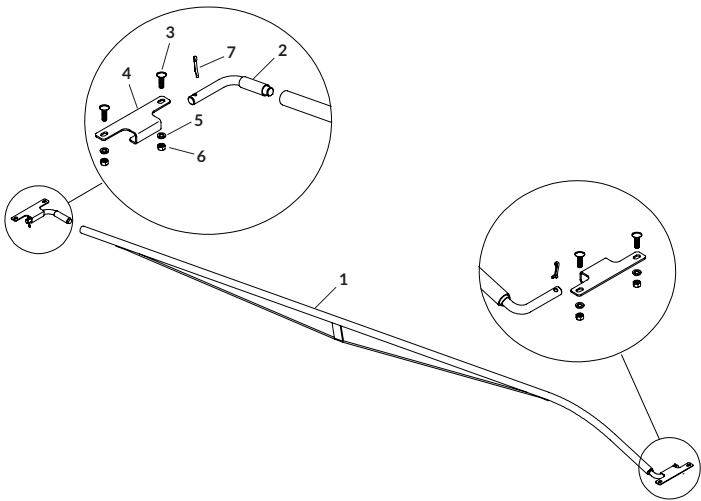
**BOWS - X-WIDE GALVANIZED 1 PC. | For Grain Carts**

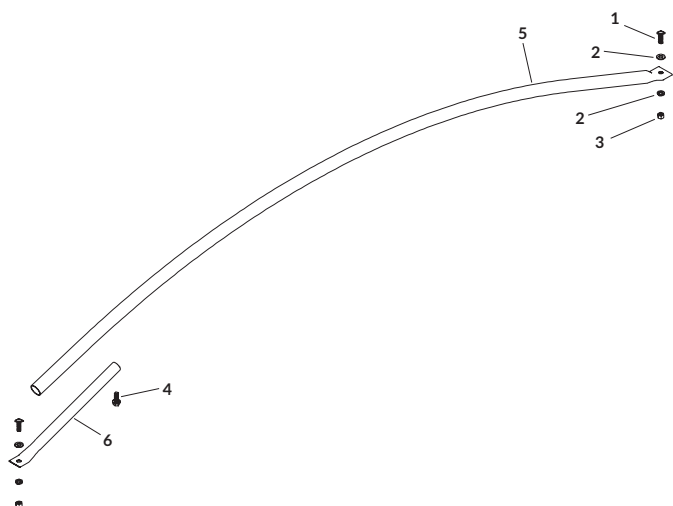
DESCRIPTION	P/N
KITS & HARDWARE	
X-Wide Bow Kit - 12" Rise - 99" to 104" [Includes: A; 1; 2; 2 of 6]	1119465
X-Wide Bow Kit - 12" Rise - 104-1/2" to 109-1/2" [Includes: A; 1; 2; 2 of 6]	1119466
X-Wide Bow Kit - 12" Rise - 109" [Includes: A; 1; 2; 2 of 6]	1119464
X-Wide Bow Kit - 12" Rise - 110" to 115" [Includes: A; 1; 2; 2 of 6]	1119467
X-Wide Bow Kit - 12" Rise - 115-1/2" to 121" [Includes: A; 1; 2; 2 of 6]	1119468
X-Wide Bow Kit - 12" Rise - 121-1/2" to 127" [Includes: A; 1; 2; 2 of 6]	1119469
X-Wide Bow Kit - 12" Rise - 127-1/2" to 134" [Includes: A; 1; 2; 2 of 6]	1119470
X-Wide Bow Kit - 12" Rise - 134-1/2" to 141" [Includes: A; 1; 2; 2 of 6]	1119471
A Mounting Fasteners (4) [Includes: 4 of 3, 4 & 5]	1107711
PARTS	
1 Galv Bow - 12" Rise - 99" to 104"	1119227
Galv Bow - 12" Rise - 104-1/2" to 109-1/2"	1119220
Galv Bow - 12" Rise - 109"	1118724
Galv Bow - 12" Rise - 110" to 115"	1119219
Galv Bow - 12" Rise - 115-1/2" to 121"	1119218
Galv Bow - 12" Rise - 121-1/2" to 127"	1119217
Galv Bow - 12" Rise - 127-1/2" to 134"	1119216
Galv Bow - 12" Rise - 134-1/2" to 141"	1119215
2 X-Wide Bow Shank - 12" Rise - 99" to 109-1/2"	1119233
X-Wide Bow Shank - 12" Rise - 110" to 127"	1119232
X-Wide Bow Shank - 12" Rise - 127-1/2" to 141"	1119231
3 Self-Tapping Screw - 3/8" x 1"	1700400
4 Lock Washer - 3/8"	1700434
5 Hex Nut - 3/8"	1700407
6 Single Bow Bracket	1120836
7 Adjustable Bow Bracket	1117946

BOWS - X-WIDE GALVANIZED FLAT | For Grain Carts

DESCRIPTION		P/N
KITS & HARDWARE		
X-Wide Bow Kit - Flat - 113" to 122" [Includes: A; 1; 2; 2 of 4]		*1120308
X-Wide Bow Kit - Flat - 123" to 132" [Includes: A; 1; 2; 2 of 4]		*1120309
X-Wide Bow Kit - Flat - 133" to 142" [Includes: A; 1; 2; 2 of 4]		*1120310
X-Wide Bow Kit - Flat - 143" to 152" [Includes: A; 1; 2; 2 of 4]		*1120311
X-Wide Bow Kit - Flat - 153" to 162" [Includes: A; 1; 2; 2 of 4]		*1120312
X-Wide Bow Kit - Flat - 163" to 172" [Includes: A; 1; 2; 2 of 4]		*1125785
A Bow Mtg Hdw - X Wide Flat [Includes: 2 of 7; 4 of 3, 5 & 6]		*1120362
PARTS		
1 X-Wide Bow - Flat - 113" to 122"		1120303
X-Wide Bow - Flat - 123" to 132"		1120304
X-Wide Bow - Flat - 133" to 142"		1120305
X-Wide Bow - Flat - 143" to 152"		1120306
X-Wide Bow - Flat - 153" to 162"		1120307
X-Wide Bow - Flat - 163" to 172"		1122970
2 X-Wide Bow Shank - Flat		1117683
3 Truss Head Machine Screw - 3/8" x 1-1/4"		1703964
4 Horizontal Bow Bracket		1117665
5 Lock Washer - 3/8"		1700434
6 Hex Nut - 3/8"		1700407
7 Humpback Cotter Pin - 3/16" x 1-1/4"		1701577

*Measurement on bows denotes inside cart width. Bows have 6" tapered rise to ensure tight tarp tension across flat cap.

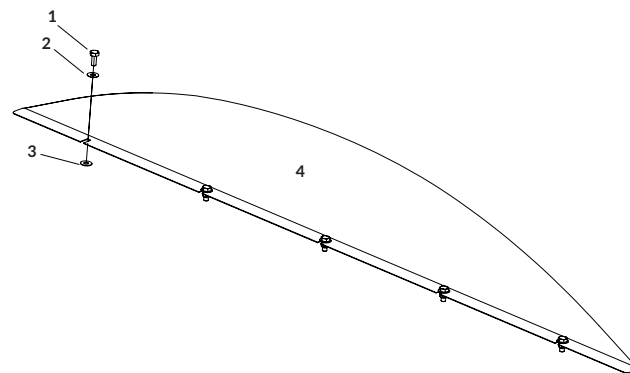


**BOWS - STAINLESS TOP MOUNT**

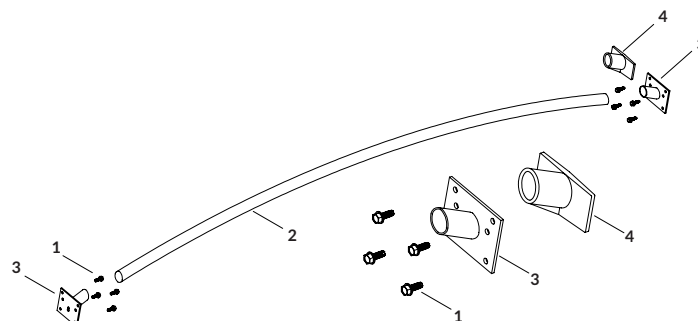
DESCRIPTION	P/N
KITS & HARDWARE	
Stainless Bow Kit - 8" Rise - 84" to 87" [Includes: A; 5; 6]	1119414
Stainless Bow Kit - 8" Rise - 88" to 91" [Includes: A; 5; 6]	1119415
Stainless Bow Kit - 8" Rise - 92" to 95" [Includes: A; 5; 6]	1119416
Stainless Bow Kit - 8" Rise - 96" to 99" [Includes: A; 5; 6]	1119417
Stainless Bow Kit - 8" Rise - 100" to 103" [Includes: A; 5; 6]	1119418
Stainless Bow Kit - 8" Rise - 104" to 107" [Includes: A; 5; 6]	1119419
Stainless Bow Kit - 8" Rise - 108" to 111" [Includes: A; 5; 6]	1119420
Stainless Bow Kit - 8" Rise - 112" to 115" [Includes: A; 5; 6]	1119421
Stainless Bow Kit - 8" Rise - 120" to 123" [Includes: A; 5; 6]	1119422
Stainless Bow Kit - 12" Rise - 84" to 87" [Includes: A; 5; 6]	1119405
Stainless Bow Kit - 12" Rise - 88" to 91" [Includes: A; 5; 6]	1119406
Stainless Bow Kit - 12" Rise - 92" to 95" [Includes: A; 5; 6]	1119407
Stainless Bow Kit - 12" Rise - 96" to 99" [Includes: A; 5; 6]	1119408
Stainless Bow Kit - 12" Rise - 100" to 103" [Includes: A; 5; 6]	1119409
Stainless Bow Kit - 12" Rise - 104" to 107" [Includes: A; 5; 6]	1119410
Stainless Bow Kit - 12" Rise - 108" to 111" [Includes: A; 5; 6]	1119411
Stainless Bow Kit - 12" Rise - 112" to 115" [Includes: A; 5; 6]	1119412
Stainless Bow Kit - 12" Rise - 120" to 123" [Includes: A; 5; 6]	1119413
A Stainless Bow Mtg Hdw - Top Mount [Includes: 4; 2 of 1, 2 & 3]	1118626
PARTS	
1 Stainless Flange Button Head - 3/8" x 1-1/4"	1706546
2 Stainless Lock Washer - 3/8"	1703576
3 Stainless Hex Nut - 3/8"	1200999
4 Self-Tapping Screw - 3/8" x 1"	1700400
5 Stainless Bow - 8" Rise - 84" to 87"	1119184
Stainless Bow - 8" Rise - 88" to 91"	1119248
Stainless Bow - 8" Rise - 92" to 95"	1119250
Stainless Bow - 8" Rise - 96" to 99"	1119182
Stainless Bow - 8" Rise - 100" to 103"	1119246
Stainless Bow - 8" Rise - 104" to 107"	1119190
Stainless Bow - 8" Rise - 108" to 111"	1119192
Stainless Bow - 8" Rise - 112" to 115"	1119194
Stainless Bow - 8" Rise - 120" to 123"	1119196
Stainless Bow - 12" Rise - 84" to 87"	1119185
Stainless Bow - 12" Rise - 88" to 91"	1119249
Stainless Bow - 12" Rise - 92" to 95"	1119251
Stainless Bow - 12" Rise - 96" to 99"	1119183
Stainless Bow - 12" Rise - 100" to 103"	1119247
Stainless Bow - 12" Rise - 104" to 107"	1119191
Stainless Bow - 12" Rise - 108" to 111"	1119193
Stainless Bow - 12" Rise - 112" to 115"	1119195
Stainless Bow - 12" Rise - 120" to 123"	1119197
6 Stainless Bow Extension	1118624

BOWS - DIVIDERS | For John Deere Applications

	DESCRIPTION	P/N
	KITS & HARDWARE	
A	Bow Divider Kit DN456/DS20 [Includes: A; 4]	1129163
	Bow Divider Kit DN485/DS30 [Includes: A; 4]	1128156
	Bow Divider Kit DN495/DS35 [Includes: A; 4]	1129521
	Bow Divider Hdw [Includes: 5 of 1, 2 & 3]	1130942
	PARTS	
	1 Stainless Hex Head Cap Screw - 3/8" x 1-1/4" Full	1706545
	2 Stainless Flat Washer - 3/8"	1703577
	3 Stainless Nylon Lock Nut - 3/8"	1703576
	4 Bow Divider Panel DN456/DS20	1129162
	Bow Divider Panel DN485/DS30	1128155
	Bow Divider Panel DN495/DS35	1129520
	Bow Divider Panel AB200DS	1133027

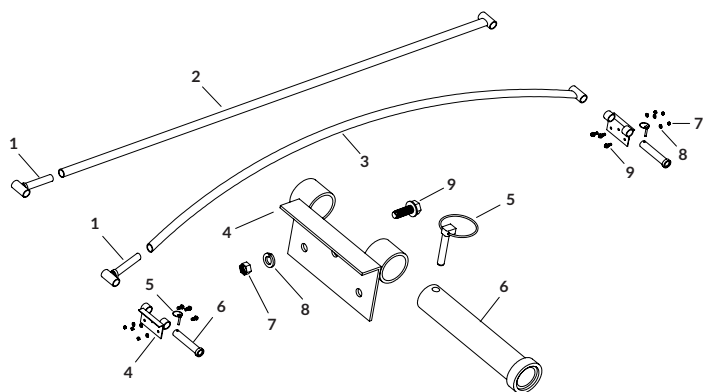
**BOWS - DURABOWS™**

	DESCRIPTION	P/N
	KITS & HARDWARE	
A	Durabow™ Bow Kit - 97" - Steel [Includes: A; 2; 2 of 3]	1123544
	Durabow™ Bow Kit - 102" - Steel [Includes: A; 2; 2 of 3]	1123541
	Durabow™ Bow Kit - 97" - Alum. [Includes: A; 2; 2 of 4]	1123545
	Durabow™ Bow Kit - 102" - Alum. [Includes: A; 2; 2 of 4]	1123542
	Bow Bracket Kit - Durabow™ - Steel [Includes: A; 2 of 3]	1110653
A	Bow Bracket Kit - Durabow™ - Alum. [Includes: A; 2 of 4]	1124624
	Bow Mtg. Hdw. - Durabow™	1115971
	PARTS	
	1 Self-Tapping Screw - 3/8" x 1"	1700400
	2 Durabow™ - 97"	1705128
	Durabow™ - 102"	1705129
	Replacement Flexbow®	*1702857
	3 Durabow™ Bracket - Steel	*1122932
	4 Durabow™ Bracket - Alum.	1705324

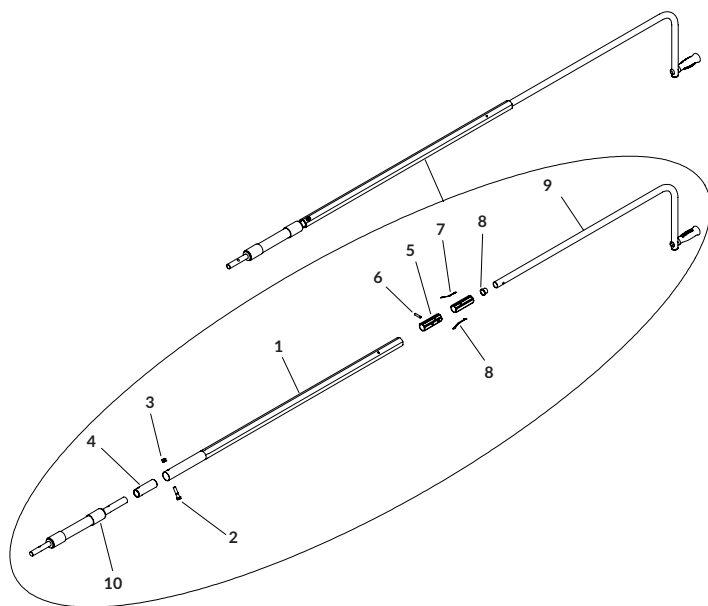


*Durabow™ steel brackets are a fit-all bracket for both Flexbow® and Durabow™. Original steel Flexbow® brackets are zinc plated; steel Durabow™ brackets are yellow plated. Durabows will NOT slide into original Flexbow® steel brackets. When ordering P/N 1702857 replacement Flexbow®, please order P/N 1123544 or P/N 1123541 Durabow™ bow kits, which include Durabow™ steel brackets.

NOTE: Durabows are NOT recommended for low-rise applications.

**BOWS - HEAVY-DUTY**

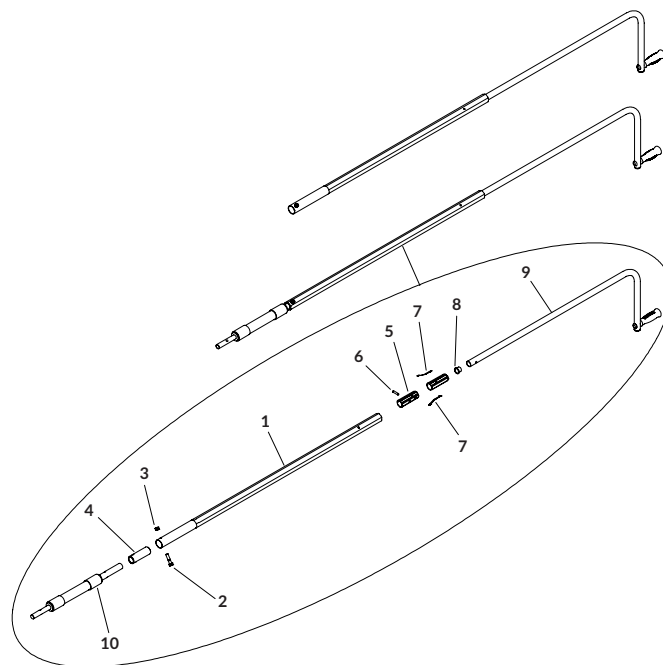
DESCRIPTION	P/N
KITS & HARDWARE	
Heavy-Duty Bow Kit - Flat [Includes: A; 2]	1112667
Heavy-Duty Bow Kit - 3" Rise [Includes: A; 3]	1126917
Heavy-Duty Bow Kit - 8" Rise [Includes: A; 3]	1106615
Heavy-Duty Bow Kit - 12" Rise [Includes: A; 3]	1102697
A Heavy-Duty Bow Bracket Kit [Includes: B; 1; 2 of 4 & 6]	1107245
B Heavy-Duty Bow Mtg. Hdw. [Includes: 2 of 5; 6 of 7, 8 & 9]	1107244
PARTS	
1 Heavy-Duty Bow Shank	1104706
2 Heavy-Duty Bow - Flat	1112669
3 Heavy-Duty Bow - 3" Rise	1123052
Heavy-Duty Bow - 8" Rise	1106612
Heavy-Duty Bow - 12" Rise	1101927
4 Heavy-Duty Bow Bracket	1106614
5 Lynch Pin - 5/16" x 1-3/4"	1701098
6 Heavy-Duty Bow Pin	1104123
7 Hex Nut - 3/8"	1700407
8 Lock Washer - 3/8"	1700434
9 Self-Tapping Screw - 3/8" x 1"	1700400

**CRANK ARMS - GALVANIZED TELESCOPING**

DESCRIPTION	P/N
KITS	
Galv Tele Crank w/Flex Jnt - 4'9" to 7'10" [Includes: A; 10]	1123809
Galv Tele Crank w/Flex Jnt - 6'1" to 9'4" [Includes: B; 10]	1123813
Galv Tele Crank w/Flex Jnt - 8'3" to 11'6" [Includes: C; 10]	1123817
Galv Tele Crank w/Flex Jnt - 9'7" to 12'10" [Includes: D; 10]	1123821
Galv Tele Crank w/Flex Jnt - 14'3" to 17' [Includes: E; 10]	1123825
A Galv Tele Crank - 4'9" to 7'10" [Includes: F; 1; 2; 3]	1123810
B Galv Tele Crank - 6'1" to 9'4" [Includes: G; 1; 2; 3]	1123814
C Galv Tele Crank - 8'3" to 11'6" [Includes: H; 1; 2; 3]	1123818
D Galv Tele Crank - 9'7" to 12'10" [Includes: J; 1; 2; 3]	1123822
E Galv Tele Crank - 14'3" to 17' [Includes: K; 1; 2; 3]	1123826
F Galv Crank Arm w/Bearings - 48" [Includes: 6; 7; 9; 2 of 5]	1124836
G Galv Crank Arm w/Bearings - 64" [Includes: 6; 7; 9; 2 of 5]	1124838
H Galv Crank Arm w/Bearings - 90" [Includes: 6; 7; 9; 2 of 5]	1124840
J Galv Crank Arm w/Bearings - 106" [Includes: 6; 7; 9; 2 of 5]	1124842
K Galv Crank Arm w/Bearings - 147" [Includes: 6; 7; 9; 2 of 5]	1124844
PARTS	
1 Galv Hex Arm - 49"	1123829
Galv Hex Arm - 51"	1123830
Galv Hex Arm - 60"	1123831
2 Hex Head Cap Screw - 3/8" x 1-3/4"	1700369
3 Centerlock Hex Nut - 3/8"	1700418
4 Crank Arm Flex Holder	1123856
5 Crank Arm Bearing	1705197
6 Spring Pin - 1/4" x 1-1/4"	1704098
7 Spring Clip - Qty 2	1123897
8 Crank Arm End Plug	1701357
9 Galv Crank Arm - 48"	1123835
Galv Crank Arm - 64"	1123839
Galv Crank Arm - 90"	1123843
Galv Crank Arm - 106"	1123847
Galv Crank Arm - 204"	1123851
10 Flex Arm Joint Assy - 12"	1118722

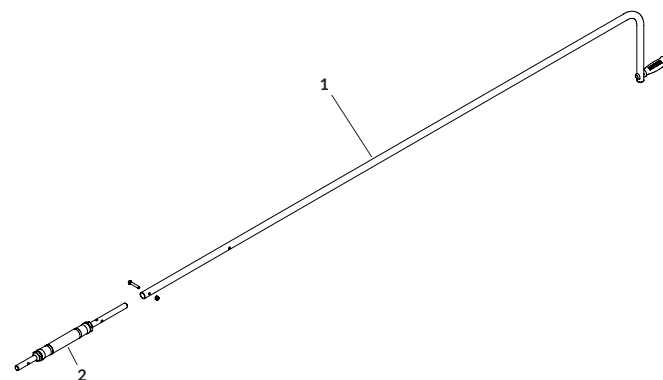
CRANK ARMS - STAINLESS TELESCOPING

	DESCRIPTION	P/N
KITS		
	SS Tele Crank w/Flex Jnt - 4'9" to 7'10" [Includes: A; 10]	1123811
	SS Tele Crank w/Flex Jnt - 6'1" to 9'4" [Includes: B; 10]	1123815
	SS Tele Crank w/Flex Jnt - 8'3" to 11'6" [Includes: C; 10]	1123819
	SS TeleCrank w/Flex Jnt - 9'7" to 12'10" [Includes: D; 10]	1123823
A	SS Tele Crank - 4'-9" to 7'10" [Includes: E; 1; 2; 3]	1123812
B	SS Tele Crank - 6'1" to 9'4" [Includes: F; 1; 2; 3]	1123816
C	SS Tele Crank - 8'3" to 11'6" [Includes: G; 1; 2; 3]	1123820
D	SS Tele Crank - 9'7" to 12'10" [Includes: H; 1; 2; 3]	1123824
E	Stainless Crank Arm w/Bearings - 48" [Includes: 6; 7; 9; 2 of 5]	1124837
F	Stainless Crank Arm w/Bearings - 64" [Includes: 6; 7; 9; 2 of 5]	1124839
G	Stainless Crank Arm w/Bearings - 90" [Includes: 6; 7; 9; 2 of 5]	1124841
H	Stainless Crank Arm w/Bearings - 106" [Includes: 6; 7; 9; 2 of 5]	1124843
PARTS		
1	Stainless Hex Arm - 49" Stainless Hex Arm - 51"	1123832 1123833
2	Stainless Hex Head Cap Screw - 3/8" x 1-3/4"	1703622
3	Stainless Center Lock Hex Nut - 3/8"	1705325
4	Crank Arm Flex Holder	1123856
5	Crank Arm Bearing	1705197
6	Spring Pin - 1/4" x 1-3/16"	1701118
7	Stainless Spring Clip - Qty 2	1123898
8	Crank Arm End Plug	1701357
9	Stainless Crank Arm - 48" Stainless Crank Arm - 64" Stainless Crank Arm - 90" Stainless Crank Arm - 106"	1123837 1123841 1123845 1123849
10	Flex Arm Joint Assy - 12"	1118722



CRANK ARMS - 1-PIECE

	DESCRIPTION	P/N
KITS		
	Galvanized Crank Kit - 1-Pc. [Includes: 1; 2]	1123773
	Stainless Crank Kit - 1 Pc. [Includes: 1; 2]	1122868
PARTS		
1	Galvanized Crank Arm - 1 Pc. Stainless Crank Arm - 1 Pc.	1123954 1122011
2	Flex Arm Joint Assy - 12"	1122010



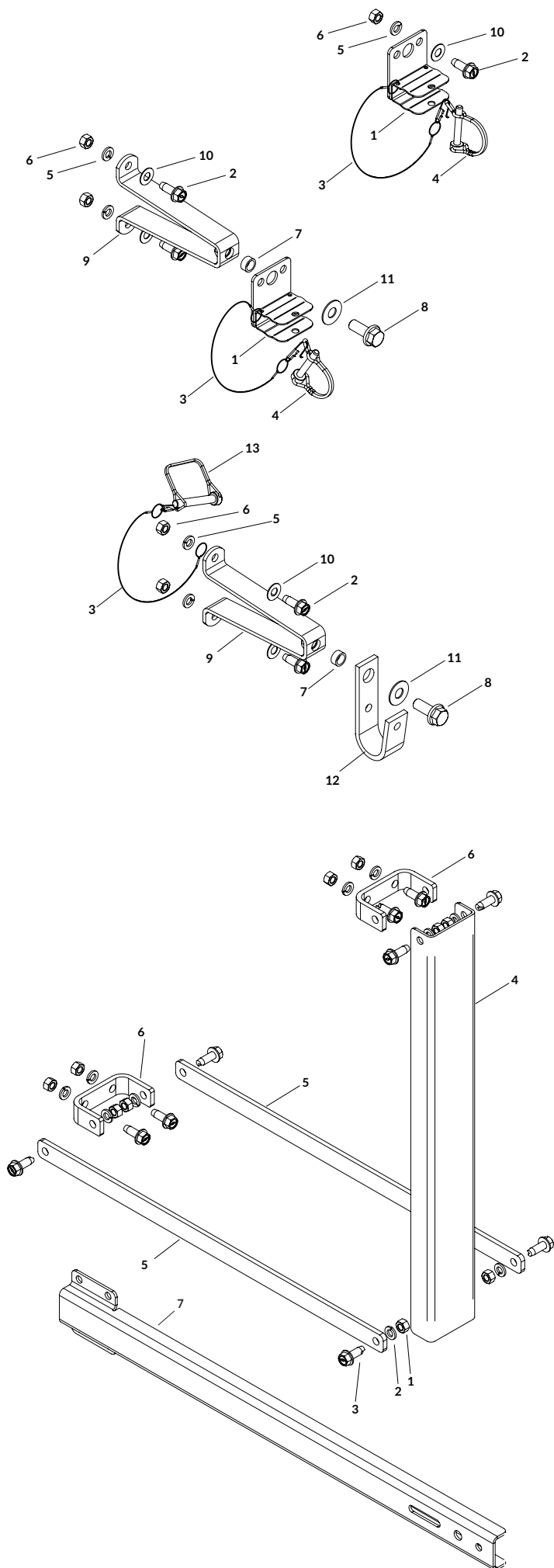
CRANK RETAINERS

DESCRIPTION	P/N
KITS	
Tele Crank Retainer Kit [Includes: A; 2; 5; 6]	1123756
Stainless Tele Crank Retainer Kit [Includes: A; 2; 5; 6]	1123905
Tele Crank Retainer Kit w/3" Standoff [Includes: A; 7; 8; 9; 2 of 2, 5 & 6]	1123757
Tele Crank Retainer Kit w/7" Standoff [Includes: A; 7; 8; 9; 2 of 2, 5 & 6]	1123758
Stainless Tele Crank Retainer Kit w/7" Standoff [Includes: A; 7; 8; 9; 11; 2 of 2, 5, 6 & 10]	1123906
Crank Retainer Kit w/7" Standoff [Includes: B; 9; 12]	1100386
Stainless Crank Retainer Kit w/7" Standoff [Includes: C; 9; 12]	1119334
A Tele Crank Retainer Assy [Includes: 1; 3; 4]	1123754
B Crank Retainer Hdw	1107061
C Stainless Crank Retainer Hdw [Includes: 3; 7; 8; 11; 13; 2 of 2, 5, 6 & 10]	1119335
PARTS	
1 Stainless Crank Retainer Clip	1130839
2 Self-Tapping Screw - 3/8" x 1"	1700400
Stainless Hex Head Cap Screw - 3/8" x 1"	1703579
3 Cable w/#5 Interlock Snap	1100574
4 Wire Lock Pin - 5/16" x 1-1/2" - SS	1706506
5 Lock Washer - 3/8"	1700434
Stainless Lock Washer - 3/8"	1703576
6 Hex Nut - 3/8"	1700407
Stainless Hex Nut - 3/8"	1200999
7 Retainer Bushing - 11/16"	1100306
8 Flange Cap Screw - 1/2" x 1-1/4"	1702996
Stainless Hex Head Cap Screw - 1/2" x 1-1/4"	1703619
9 Crank Retainer Standoff - 3"	1107080
Crank Retainer Standoff - 7"	1100033
Stainless Crank Retainer Standoff - 7"	1115511
10 Stainless Flat Washer - 3/8"	1703577
11 Stainless Flat Washer - 1/2"	1703620
12 J-Hook Crank Retainer	1100040
Stainless J-Hook Crank Retainer	1118927
13 Wire Lock Pin - 3/8" x 2-1/2"	1700526

CRANK RETAINERS SUPPORT | For Grain Carts

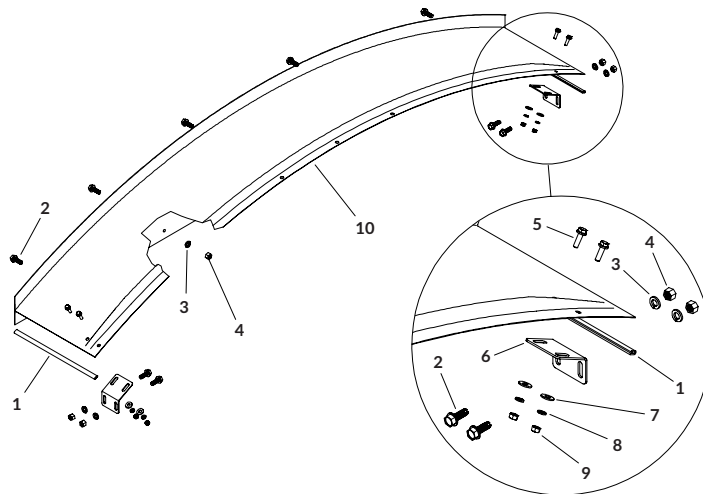
DESCRIPTION	P/N
KITS & HARDWARE	
Universal Crank Retainer Support Kit - 42" [Includes: A; 4; 2 of 5 & 6]	*1117438
A Mounting Fasteners (10) [Includes: 10 of 1, 2 & 3]	1119159
PARTS	
1 Hex Nut - 3/8"	1700407
2 Lock Washer - 3/8"	1700434
3 Self-Tapping Screw - 3/8" x 1"	1700400
4 Crank Support Bracket - 42"	1117437
5 Swivel Support Brace	1116557
6 Crank Support Base Plate	1116554
7 Steel Crank Support Bracket - 30"	*1119602

*For use on some grain carts – universal crank retainer support kit does NOT include crank retainer assembly.



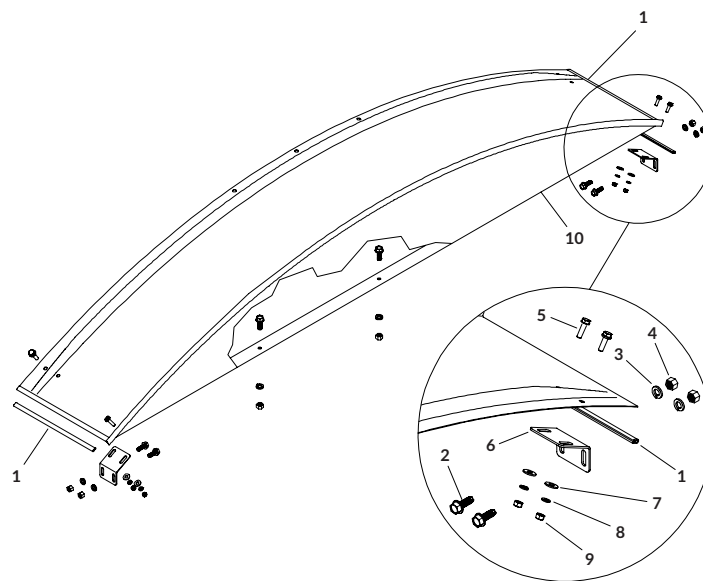
END CAPS - GALVANIZED FACE MOUNT

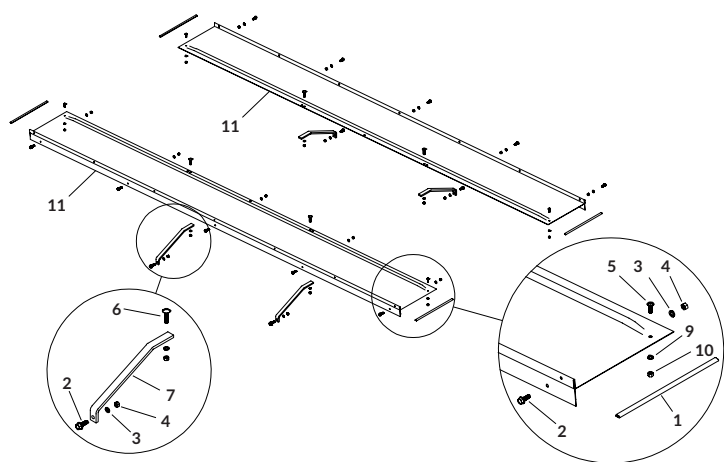
DESCRIPTION	P/N
HARDWARE	
Cap Mtg. Hdw. w/Edge Trim [Includes: A; 1]	1118595
A Cap Mtg. Hdw. - Bolt Kit [Includes: 4 of 5, 7, 8 & 9; 9 of 2, 3 & 4]	1118594
PARTS	
1 Edge Trim - 30"	1118596
2 Self-Tapping Screw - 3/8" x 1"	1700400
3 Lock Washer - 3/8"	1700434
4 Hex Nut - 3/8"	1700407
5 Flange Screw - 5/16" x 1"	1704441
6 End Cap Bracket - 6" Rise	1130241
End Cap Bracket - 10" Rise	1130242
7 Flat Washer - 5/16"	1700428
8 Lock Washer - 5/16"	1700433
9 Hex Nut - 5/16"	1700411
FRONT/BACK CAPS	
10 Galv Face Mt Cap - 6" Rise x 14" x 89"	1118896
Galv Face Mt Cap - 6" Rise x 14" x 93"	1118804
Galv Face Mt Cap - 6" Rise x 14" x 95"	1118613
Galv Face Mt Cap - 6" Rise x 14" x 101"	1118614
Galv Face Mt Cap - 10" Rise x 14" x 89"	1118892
Galv Face Mt Cap - 10" Rise x 14" x 93"	1118800
Galv Face Mt Cap - 10" Rise x 14" x 95"	1118605
Galv Face Mt Cap - 10" Rise x 14" x 101"	1118606
FRONT/BACK CAP X-WIDE For Grain Carts	
Galv Face Mt Cap - 10" Rise x 14" x 119"	1118607
Galv Face Mt Cap - 10" Rise x 14" x 125"	1119120
Galv Face Mt Cap - 10" Rise x 14" x 137"	1119125
Galv Face Mt Cap - 10" Rise x 14" x 141"	1119174
Galv Face Mt Cap - 10" Rise x 14" x 143"	1118875



END CAPS - GALVANIZED TOP MOUNT

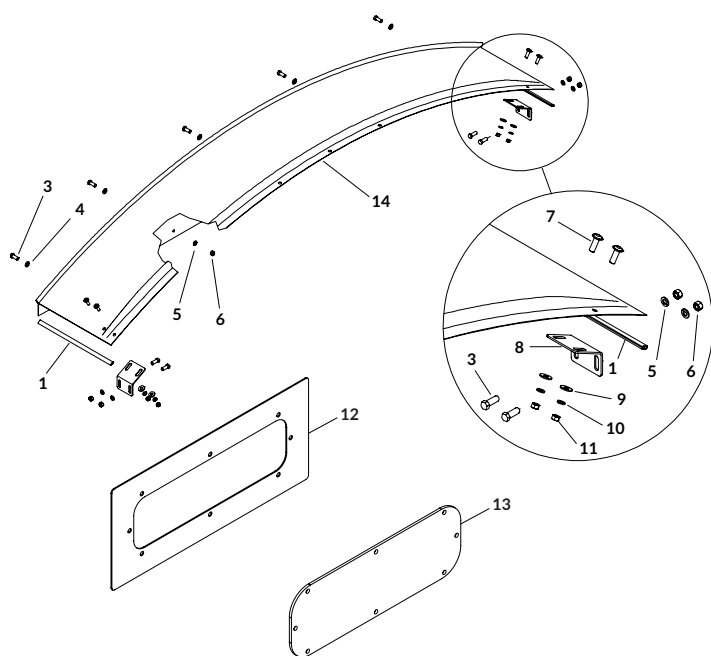
DESCRIPTION	P/N
HARDWARE	
Cap Mtg Hdw w/Edge Trim [Includes: A; 1]	1118595
A Cap Mtg Hdw - Bolt Kit [Includes: 4 of 5, 7, 8 & 9; 9 of 2, 3 & 4]	1118594
PARTS	
1 Edge Trim - 30"	1118596
2 Self-Tapping Screw - 3/8" x 1"	1700400
3 Lock Washer - 3/8"	1700434
4 Hex Nut - 3/8"	1700407
5 Flange Screw - 5/16" x 1"	1704441
6 End Cap Face Mt Bracket - 6" Rise	1130241
End Cap Face Mt Bracket - 10" Rise	1130242
7 Flat Washer - 5/16"	1700428
8 Lock Washer - 5/16"	1700433
9 Hex Nut - 5/16"	1700411
FRONT/BACK CAPS	
10 Galv Top Mt Cap - 6" Rise x 14" x 89"	1118894
Galv Top Mt Cap - 6" Rise x 14" x 93"	1118807
Galv Top Mt Cap - 6" Rise x 14" x 95"	1118615
Galv Top Mt Cap - 6" Rise x 14" x 101"	1118616
Galv Top Mt Cap - 10" Rise x 14" x 89"	1118888
Galv Top Mt Cap - 10" Rise x 14" x 93"	1118803
Galv Top Mt Cap - 10" Rise x 14" x 95"	1118608
Galv Top Mt Cap - 10" Rise x 14" x 101"	1118609
FRONT/BACK CAP X-WIDE For Grain Carts	
Galv Top Mt Cap - 10" Rise x 14" x 119"	1118610
Galv Top Mt Cap - 10" Rise x 14" x 125"	1119123
Galv Top Mt Cap - 10" Rise x 14" x 137"	1119128
Galv Top Mt Cap - 10" Rise x 14" x 141"	1119177
Galv Top Mt Cap - 10" Rise x 14" x 143"	1118878



**END CAPS - GALVANIZED FLAT**

DESCRIPTION	P/N
HARDWARE	
Cap Mtg Hdw w/Edge Trim [Includes: A; 1]	1118595
A Cap Mtg Hdw - Bolt Kit [Includes: 4 of 5, 8, 9 & 10; 9 of 2, 3 & 4]	1118594
B Cap Support Hdw [Includes: 4 of 2 & 6; 8 of 3 & 4]	1116525
PARTS	
1 Edge Trim - 30"	1118596
2 Self-Tapping Screw - 3/8" x 1"	1700400
3 Lock Washer - 3/8"	1700434
4 Hex Nut - 3/8"	1700407
5 Flange Screw - 5/16" x 1"	1704441
6 Truss Head Machine Screw - 3/8" x 1-1/4"	1703964
7 Cap Support Brace	*1119746
8 Flat Washer - 5/16"	1700428
9 Lock Washer - 5/16"	1700433
10 Hex Nut - 5/16"	1700411
FRONT/BACK CAP X-WIDE For Grain Carts	
11 Galv SQ Cap - Flat x 14" x 131"	1119747
Galv SQ Cap - Flat x 14" x 143"	1119743

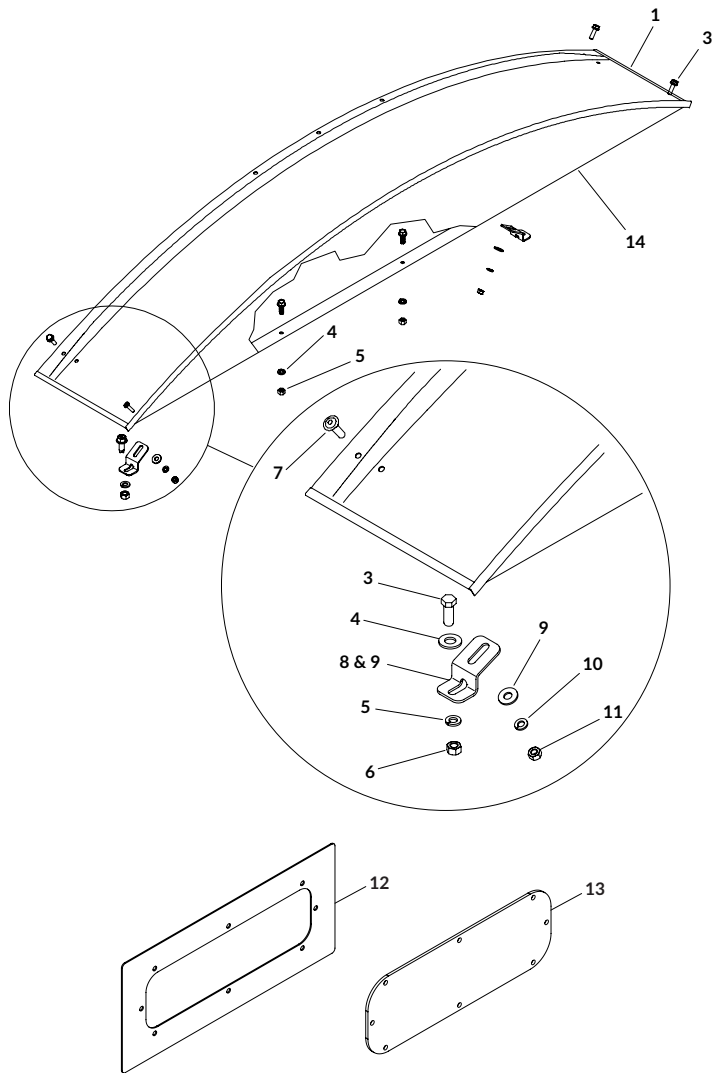
*Cart MUST have vertical side walls for cap brace to work correctly

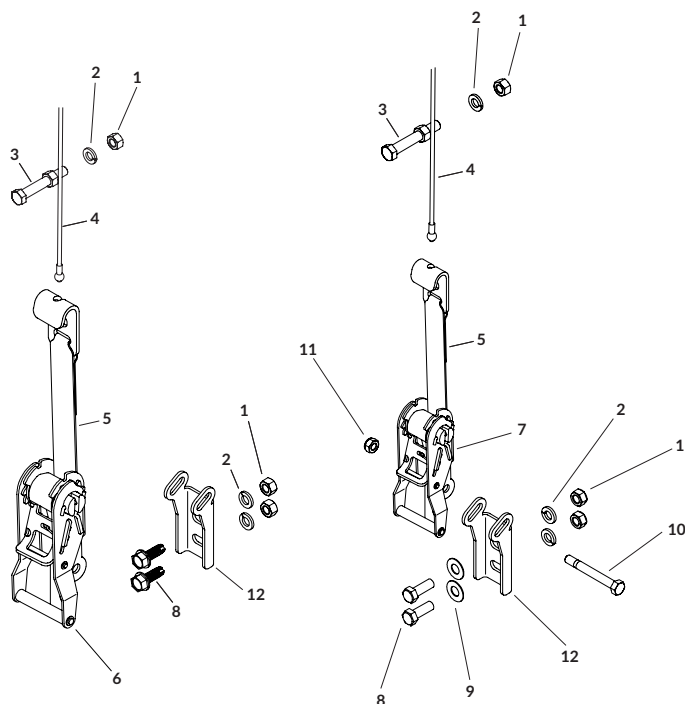
**END CAPS - STAINLESS FACE MOUNT**

DESCRIPTION	P/N
KITS & HARDWARE	
End Cap Window Kit [Includes: 12; 13; 8 of 7, 9, 10 & 11]	1130272
Stainless Cap Mtg Kit w/Edge Trim [Includes: A; 1; 2]	1118738
A Stainless Cap Mtg Hdw [Includes: 4 of 7, 9, 10 & 11; 9 of 3, 4, 5 & 6]	1118737
PARTS	
1 Edge Trim - 30"	1118596
2 Edge Guard - 110"	1119028
3 Stainless Hex Head Cap Screw - 3/8" x 1"	1703579
4 Stainless Flat Washer - 3/8"	1703577
5 Stainless Lock Washer - 3/8"	1703576
6 Stainless Hex Nut - 3/8"	1200999
7 Stainless Flange Screw - 5/16" x 1"	*1704443
8 Stainless End Cap Bracket - 6" Rise	1122607
Stainless End Cap Bracket - 10" Rise	1122930
9 Stainless Flat Washer - 5/16"	1201237
10 Stainless Lock Washer - 5/16"	1201241
11 Stainless Nut - 5/16"	1201493
12 Window Template	1130271
13 Clear View Panel	1125730
FRONT/BACK	
14 Stainless Face Mt Cap - 6" Rise x 14" x 87"	1119301
Stainless Face Mt Cap - 6" Rise x 14" x 89"	1119276
Stainless Face Mt Cap - 6" Rise x 14" x 91"	1119313
Stainless Face Mt Cap - 6" Rise x 14" x 93"	1119239
Stainless Face Mt Cap - 6" Rise x 14" x 95"	1119264
Stainless Face Mt Cap - 6" Rise x 14" x 101"	1119288
Stainless Face Mt Cap - 10" Rise x 14" x 87"	1119296
Stainless Face Mt Cap - 10" Rise x 14" x 89"	1119271
Stainless Face Mt Cap - 10" Rise x 14" x 91"	1119308
Stainless Face Mt Cap - 10" Rise x 14" x 93"	1119252
Stainless Face Mt Cap - 10" Rise x 14" x 95"	1119259
Stainless Face Mt Cap - 10" Rise x 14" x 101"	1119283

END CAPS - STAINLESS TOP MOUNT

DESCRIPTION	P/N
KIT & HARDWARE	
End Cap Window Kit [Includes: 12; 13; 8 of 7, 9, 10 & 11]	1130272
Stainless Cap Mtg Kit w/Edge Trim [Includes: A; 1; 2]	1118738
A Stainless Cap Mtg Hdw [Includes: 4 of 7, 9, 10 & 11; 9 of 3, 4, 5 & 6]	1118737
PARTS	
1 Edge Trim - 30"	1118596
2 Edge Guard - 110"	1119028
3 Stainless Hex Head Cap Screw - 3/8" x 1"	1703579
4 Stainless Flat Washer - 3/8"	1703577
5 Stainless Lock Washer - 3/8"	1703576
6 Stainless Hex Nut - 3/8"	1200999
7 Stainless Flange Screw - 5/16" x 1"	1704443
8 Stainless End Cap Bracket - 6" Rise	1122607
Stainless End Cap Bracket - 10" Rise	1122930
9 Stainless Flat Washer - 5/16"	1201237
10 Stainless Lock Washer - 5/16"	1201241
11 Stainless Nut - 5/16"	1201493
12 Window Template	1130271
13 Clear View Panel	1125730
FRONT/BACK	
14 Stainless Top Mt Cap - 6" Rise x 14" x 89"	1119279
Stainless Top Mt Cap - 6" Rise x 14" x 91"	1119316
Stainless Top Mt Cap - 6" Rise x 14" x 93"	1119242
Stainless Top Mt Cap - 6" Rise x 14" x 95"	1119267
Stainless Top Mt Cap - 6" Rise x 14" x 101"	1119291
Stainless Top Mt Cap - 10" Rise x 14" x 87"	1119299
Stainless Top Mt Cap - 10" Rise x 14" x 89"	1119274
Stainless Top Mt Cap - 10" Rise x 14" x 91"	1119311
Stainless Top Mt Cap - 10" Rise x 14" x 93"	1119255
Stainless Top Mt Cap - 10" Rise x 14" x 95"	1119262
Stainless Top Mt Cap - 10" Rise x 14" x 101"	1119286



**RATCHET/CABLE ASSEMBLIES**

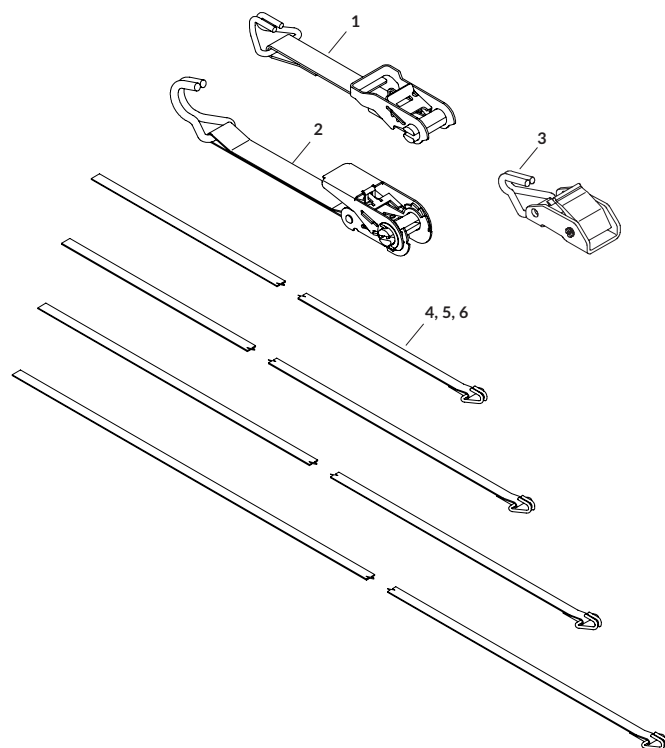
DESCRIPTION	P/N
KITS & HARDWARE	
Ratchet Strap - 18"/Galv Cable Kit - 139" [Includes: A; C; 4]	1118993
Ratchet Strap - 18"/Galv Cable Kit - 151" [Includes: A; C; 4]	1118994
Ratchet Strap - 18"/Galv Cable Kit - 175" [Includes: A; C; 4]	1119320
Ratchet Strap - 42"/Galv Cable Kit - 139" [Includes: B; C; 4]	1118995
Ratchet Strap - 42"/Galv Cable Kit - 151" [Includes: B; C; 4]	1118996
Ratchet Strap - 42"/Galv Cable Kit - 175" [Includes: B; C; 4]	1119321
Ratchet Strap - 18"/Stainless Cable Kit - 139" [Includes: A; D; 4]	1119423
Ratchet Strap - 42"/Stainless Cable Kit - 139" [Includes: A; D; 4]	1119424
A Ratchet Strap Assy - 18" X 1" [Includes: 5; 6; 10; 11; 12]	1129609
Stainless Ratchet Strap Assy - 18" x 1" [Includes: 5; 7; 10; 11; 12]	1122608
B Ratchet Strap Assy - 42" X 1" [Includes: 5; 6; 10; 11; 12]	1129610
Stainless Ratchet Strap Assy - 42" x 1" [Includes: 5; 7; 10; 11; 12]	1122793
C Ratchet Hdw [Includes: 3; 2 of 8 & 13; 3 of 2; 4 of 1]	1118598
D Stainless Ratchet Hdw [Includes: 3; 2 of 8 & 13; 3 of 2; 4 of 1]	1118740
PARTS	
1 Hex Nut - 3/8"	1700407
Stainless Hex Nut - 3/8"	1200999
2 Lock Washer - 3/8"	1700434
Stainless Lock Washer - 3/8"	1703576
3 Hex Head Cap Screw - 3/8" x 2-1/2"	1702573
Stainless Hex Head Cap Screw - 3/8" x 2-1/2"	1704429
4 Galvanized Cable - 139"	1704295
Stainless Cable - 139"	1705280
Galvanized Cable - 151"	1704294
Galvanized Cable - 175"	1704514
5 Ratchet Strap - 18" X 1"	1129611
Stainless Ratchet Strap - 18" x 1"	1122609
Ratchet Strap - 42" X 1"	1129612
Stainless Ratchet Strap - 42" x 1"	1122794
6 Ratchet Handle - 1"	1706493
7 Stainless Ratchet Handle - 1"	1705066
8 Self-Tapping Screw - 3/8" x 1"	1700400
Stainless Hex Head Cap Screw - 3/8" x 1"	1703579
9 Stainless Flat Washer - 3/8"	1703577
10 Hex Head Cap Screw - 5/16" x 2" - GR8	1705083
Stainless Hex Head Cap Screw - 5/16" x 2"	1705067
11 Nylon Lock Nut - 5/16"	1704297
Stainless Nylon Lock Nut - 5/16"	1704431
12 Adjustable Ratchet Bracket	1129613
Stainless Adjustable Ratchet Bracket	1122610
13 Fender Washer - .406" ID x 2" OD	1128751
Stainless Fender Washer - .406" ID x 2" OD	1128750

RIDGE STRAPS

DESCRIPTION	P/N
KITS	
Ridge Strap Kit w/Hook - 1" x 10'	1118521
[Includes: 1; 4]	
Ridge Strap Kit w/Hook - 1" x 14'	1118523
[Includes: 1; 4]	
Ridge Strap Kit w/Hook - 1" x 18'	1121405
[Includes: 1; 4]	
Ridge Strap Kit w/Hook - 1" x 24'	1118525
[Includes: 1; 4]	
Stainless Ridge Strap Kit w/Hook - 1" x 10'	1120301
[Includes: 2; 5]	
Stainless Ridge Strap Kit w/Hook - 1" x 14'	1120302
[Includes: 2; 5]	
Stainless Ridge Strap Kit w/Hook - 1" x 18'	1121407
[Includes: 2; 5]	
Stainless Ridge Strap Kit w/Hook - 1" x 24'	1121409
[Includes: 2; 5]	
PC Ridge Strap Kit w/Hook - 1" x 10'	1118513
[Includes: 3; 6]	
PC Ridge Strap Kit w/Hook - 1" x 14'	1118515
[Includes: 3; 6]	
PC Ridge Strap Kit w/Hook - 1" x 18'	1118517
[Includes: 3; 6]	
PC Ridge Strap Kit w/Hook - 1" x 24'	1118519
[Includes: 3; 6]	

PARTS

1	Ratchet w/1" Ridge Strap	1118511
2	Stainless Ratchet w/1" Ridge Strap	1120300
3	Buckle Weldment	1118509
4	Ridge Strap w/Hook - 1" x 10'	1118520
	Ridge Strap w/Hook - 1" x 14'	1118522
	Ridge Strap w/Hook - 1" x 18'	1121406
	Ridge Strap w/Hook - 1" x 24'	1118524
5	Stainless Ridge Strap w/Hook - 1" x 10'	1120298
	Stainless Ridge Strap w/Hook - 1" x 14'	1120299
	Stainless Ridge Strap w/Hook - 1" x 18'	1121408
	Stainless Ridge Strap w/Hook - 1" x 24'	1121410
6	PC Ridge Strap w/Hook - 1" x 10'	1118512
	PC Ridge Strap w/Hook - 1" x 14'	1118514
	PC Ridge Strap w/Hook - 1" x 18'	1118516
	PC Ridge Strap w/Hook - 1" x 24'	1118518



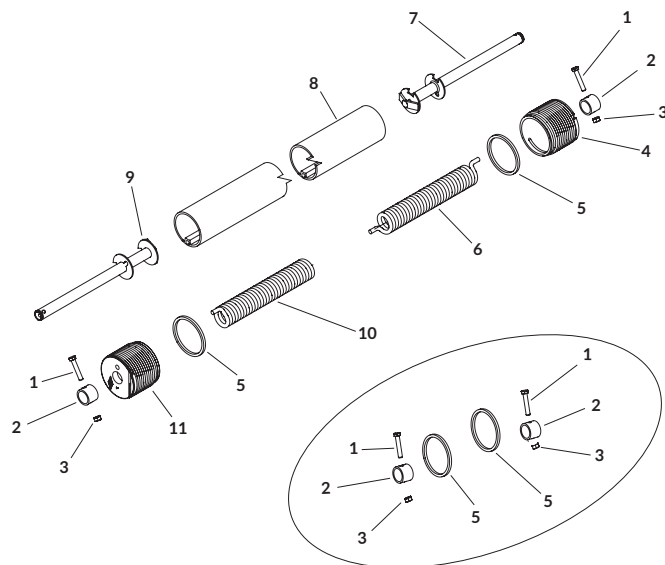
TARP SPOOL ASSEMBLIES

DESCRIPTION	P/N
KITS & HARDWARE	
Alum. Roll Tube w/Cartridges Installed - 12'	
[Includes: 7; 8; 9; 10]	
Alum. Roll Tube w/Cartridges Installed - 16'	
[Includes: 7; 8; 9; 10]	
Alum. Roll Tube w/Cartridges Installed - 20'	
[Includes: 7; 8; 9; 10]	
Alum. Roll Tube w/Cartridges Installed - 24'	
[Includes: 7; 8; 9; 10]	
Spool & Spring Kit - 3"	1131363
[Includes: A; 4; 6; 10; 11]	
Spool & Spring Kit - 3-1/2"	1131364
[Includes: A; 4; 6; 10; 11]	

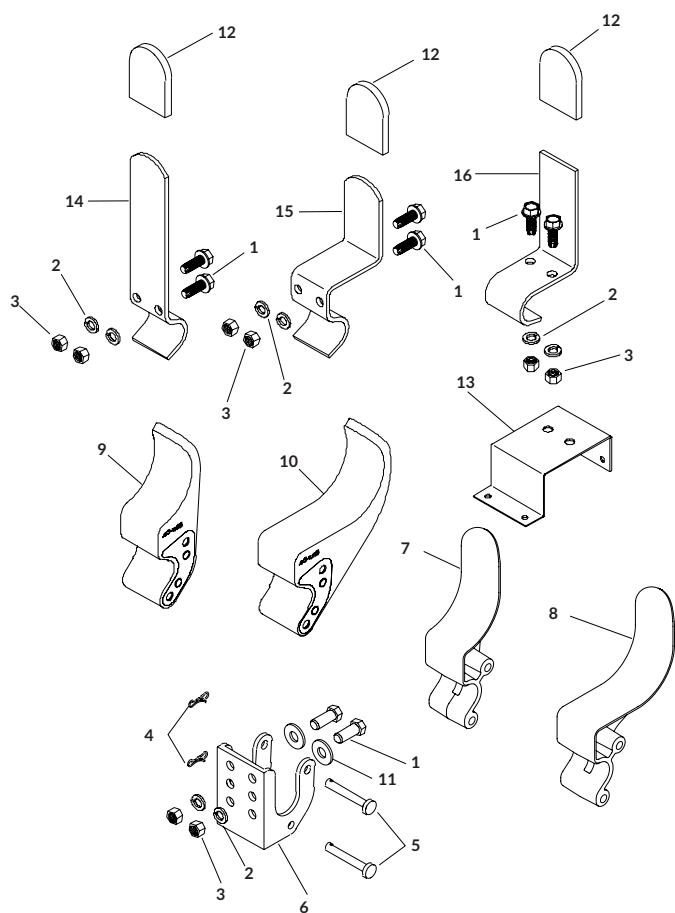
A	Spool Mtg. Hdw.	1118260
	[Includes: 5; 2 of 1, 2 & 3]	

PARTS

1	Hex Head Cap Screw - 5/16" x 1-3/4"	1701468
2	Cartridge Spacer	1118228
3	Top Lock Hex Nut - 5/16"	1702492
4	Rear Cable Spool - 3" R	1704373
	Rear CableSpool - 3-1/2" R	
5	O-Ring Seal Kit (Includes 2 O-Rings)	1123955
6	Rear Spring - Red	1118229
7	Rear Cartridge Assy - 15" Red	1123953
8	Roll Tube	*
9	Front Cartridge Assy - 15" Black	1123952
10	Front Spring - Black	1118230
11	Front Cable Spool - 3" L	1704372
	Front Cable Spool - 3-1/2" L	



*Box length needed in inches. For aluminum roll tube pricing, see Tarp Tube pricing chart.



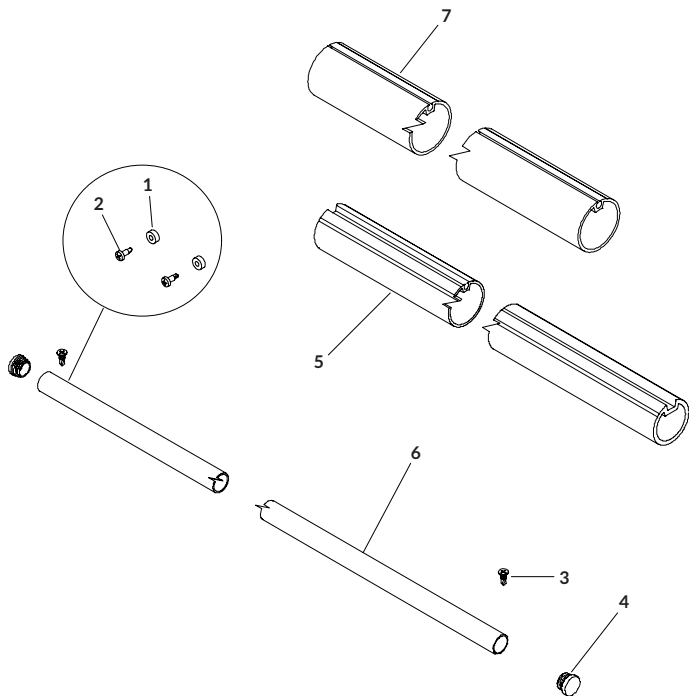
TARP STOPS

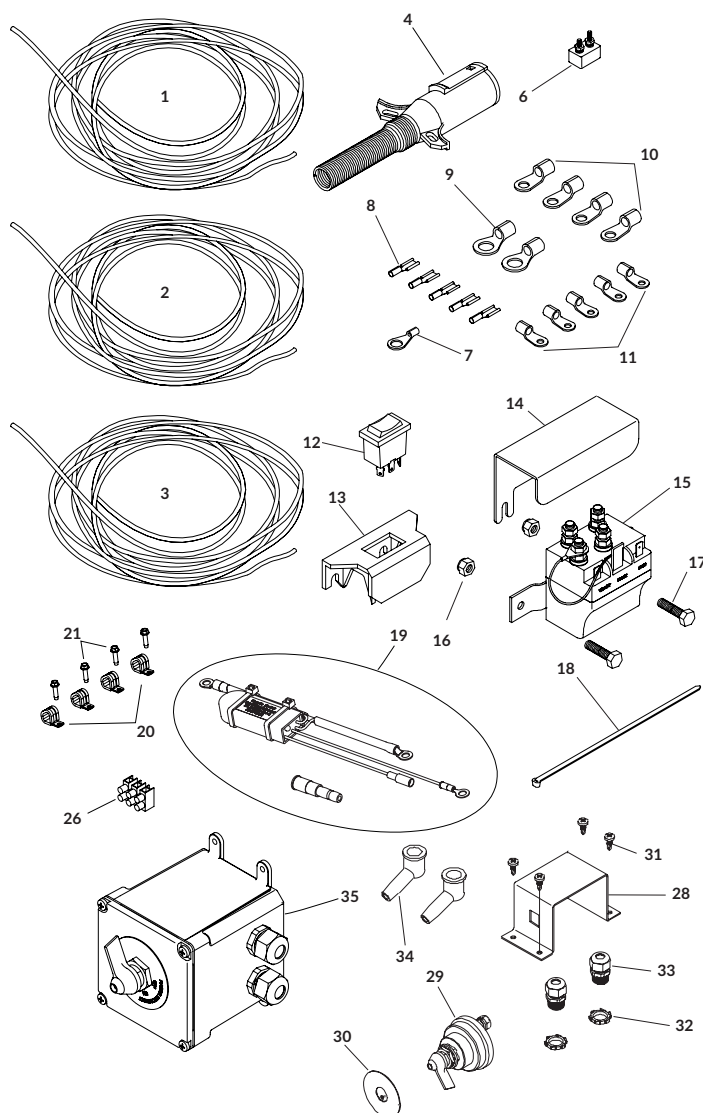
DESCRIPTION	P/N
KITS & HARDWARE	
EOF Alum Tarp Stop w/Hdw [Includes: A; B; 6; 7]	1124780
EOF PC Tarp Stop w/Hdw [Includes: A; C; 6; 7]	1124781
EOF PC Tarp Stop w/Stainless Body & Hdw [Includes: A; C; 6; 7]	1124782
EOF Flexible Tarp Stop w/Hdw [Includes: A; B; 6; 9]	1114047
EOF Alum 6" Offset Tarp Stop w/Hdw [Includes: A; B; 6; 8]	1124783
EOF Flexible 6" Offset Tarp Stop w/Hdw [Includes: A; B; 6; 10]	1114388
Standard Tarp Stop w/Mtg Hdw [Includes: B; 12; 14]	1111092
Offset Tarp Stop w/Mtg Hdw [Includes: B; 12; 15]	1111093
Recessed Tarp Stop w/Mtg Hdw [Includes: B; 12; 16]	1111096
A Bowtie Cotter Pin/Ring Assy [Includes: 2 of 4 & 5]	1118389
B Mounting Fasteners (2) [Includes: 2 of 1, 2 & 3]	1118592
C Stainless Mounting Fasteners (2) [Includes: 2 of 1, 2, 3 & 11]	1119020
PARTS	
1 Self-Tapping Screw - 3/8" x 1"	1700400
Stainless Hex Head Cap Screw - 3/8" x 1"	1703579
2 Lock Washer - 3/8"	1700434
Stainless Lock Washer - 3/8"	1703576
3 Hex Nut - 3/8"	1700407
Stainless Hex Nut - 3/8"	1200999
4 Bowtie Cotter Pin - 1-3/8"	1704380
5 Clevis Pin - 5/16" x 2-7/8"	1703604
6 EOF Tarp Stop Body	1100833
Stainless EOF Tarp Stop Body	1116975
PC EOF Tarp Stop Body	1118268
7 EOF Alum Tarp Stop Upright	1705775
EOF PC Alum Tarp Stop Upright	1124770
8 EOF Alum 6" Offset Tarp Stop Upright	1705454
EOF PC Alum 6" Offset Tarp Stop Upright	1124772
9 EOF Flexible Tarp Stop Upright	1115216
10 EOF Flexible 6" Offset Tarp Stop Upright	1115217
11 Stainless Flat Washer - 3/8"	1703577
12 Protective Cap - Spline	1700729
13 Tarp Stop Bracket	1100814
14 Standard Tarp Stop	1100049
15 Offset Tarp Stop	1100392
16 Recessed Tarp Stop	1105163

TARP TUBES

DESCRIPTION	P/N
HARDWARE	
Fixed Tube Stop Hdw. [Includes: 2 of 1 & 2]	1118536
Fixed Tube Hdw. [Includes 2 of 3 & 4]	1115112
PARTS	
1 Plastic Washer - Black	1118037
2 Self-Drilling Screw - 1/4" x 3/4"	1700398
3 Flat-Headed Self-Drilling Screw - 1/4" x 3/4"	1704768
4 Plastic End Plug	1700523
5 Alum Splice Tube - 3"	1704863
6 Fixed Tube - 1-1/8" x 8'	*
Fixed Tube - 1-1/8" x 11'	*
Fixed Tube - 1-1/8" x 15'	*
Fixed Tube - 1-1/8" x 16'	*
Fixed Tube - 1-1/8" x 20'	*
Fixed Tube - 1-1/8" x 24'	*
Stainless Fixed Tube - 1" x 10'	*
Stainless Fixed Tube - 1" x 12'	*
Stainless Fixed Tube - 1" x 16'	*
Stainless Fixed Tube - 1" x 20'	*
7 Alum Roll Tube - 3" x 12'	*
Alum Roll Tube - 3" x 16'	*
Alum Roll Tube - 3" x 20'	*
Alum Roll Tube - 3" x 24'	*

*Box length is needed in inches; tarp tube is cut to length.





	DESCRIPTION	P/N	PRICE
	HARDWARE		
F	Breaker Hdw for Wireless - 4 Ga. x 40 Amp [Includes: 5; 6; 2 of 10; 4 of 9; 15 of 18]	1122761	
G	Breaker Hdw for Wireless - 6 Ga. x 50 Amp [Includes: 5; 6; 21; 2 of 9 & 10; 15 of 18]	1127640	
H	Breaker Hdw for Disconnect - 6 Ga. x 40 Amp [Includes: 5; 6; 2 of 10; 4 of 9; 15 of 18]	1118254	
J	Breaker Hdw for Disconnect - 4 Ga. x 40 Amp [Includes: 5; 6; 2 of 10; 4 of 9; 15 of 18]	1127792	
K	Wire Retaining Hdw [Includes: 21; 4 of 20 & 21]	1120906	
L	Mounting Bracket Hdw [Includes: 2 of 32, 33 & 34; 4 of 31]	1118325	

*With AutoTrap™ select 4 Ga. Cab Wiring Kits.
CONTINUED ON NEXT PAGE.

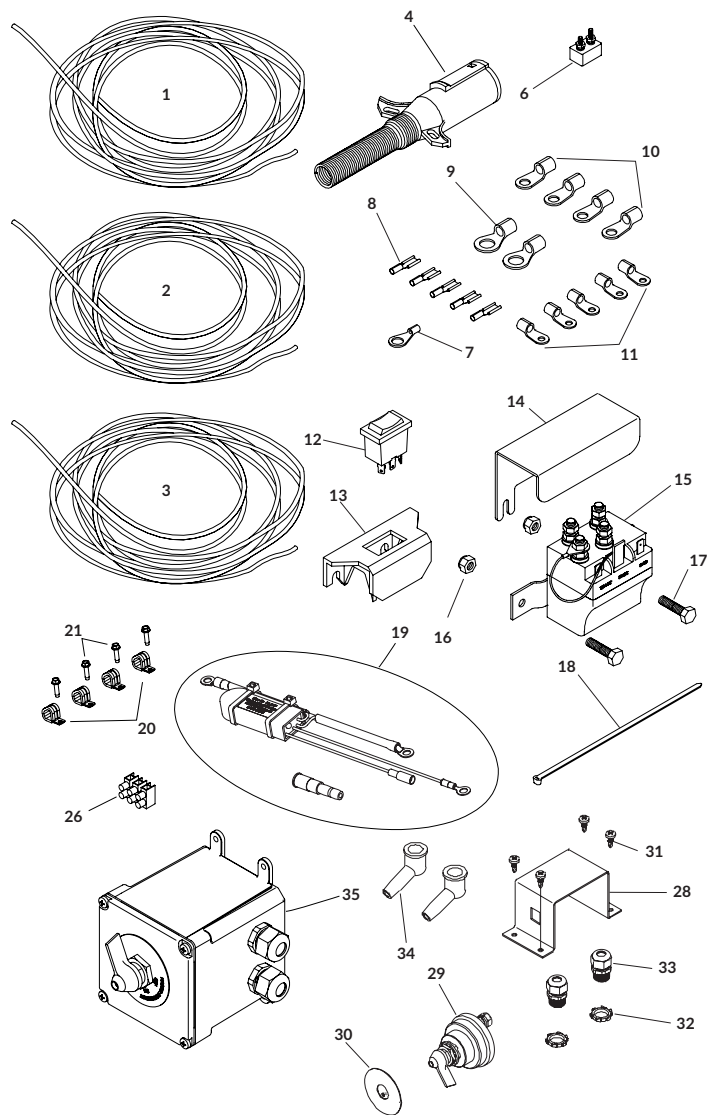
CAB WIRING KITS

	DESCRIPTION	P/N
	ROCKER SWITCH KITS	
	+ SHUR-LOK® CABLE-LOK™	
	Cab Wiring for Rocker - 6 Ga. x 20' - SMART80 x 40 Amp [Includes: B; 1; 3; 4; 19; 15 of 18]	1128926
	Cab Wiring for Rocker - 6 Ga. x 30' - SMART80 x 40 Amp [Includes: B; 1; 3; 4; 19; 15 of 18]	1128928
6	40-Amp Modified-Reset Circuit Breaker	1704354
19	80-Amp SMART Circuit Breaker	1126784
	+ 4500 SERIES HD	
	Cab Wiring for Rocker - 6 Ga. x 20' - SMART50 x 40 Amp [Includes: B; 1; 3; 4; 19; 15 of 18]	1127844
	Cab Wiring for Rocker - 6 Ga. x 30' - SMART50 x 40 Amp [Includes: B; 1; 3; 4; 19; 15 of 18]	1127845
6	40-Amp Modified-Reset Circuit Breaker	1704354
19	50-Amp SMART Circuit Breaker	1126783
	+ IRONSIDE2™	
	Cab Wiring for Rocker - 6 Ga. x 20' - SMART80 x 50 Amp [Includes: C; 1; 3; 4; 19; 15 of 18]	1132461
	Cab Wiring for Rocker - 6 Ga. x 30' - SMART80 x 50 Amp [Includes: C; 1; 3; 4; 19; 15 of 18]	1127141
6	50-Amp Auto-Reset Circuit Breaker	1703480
19	80-Amp SMART Circuit Breaker	1126784
	+ SHUR-MATIC™	
	Cab Wiring for Rocker - 6 Ga. x 20' - 50 Amp [Includes: C; 1; 2; 3; 15 of 18]	1121526
	Cab Wiring for Rocker - 6 Ga. x 30' - 50 Amp [Includes: C; 1; 2; 3; 15 of 18]	1122940
6	50-Amp Auto-Reset Circuit Breaker	1703480
	+TURNING POINT™	
	Cab Wiring for Rocker - 6 Ga. x 30' - 25-Amp	CALL
	WIRELESS KITS	
	+ IRONSIDE2™ SHUR-MATIC™	
	Cab Wiring for Wireless - 6 Ga. x 30' - 50 Amp [Includes: G; 1; 4]	1123989
	50-Amp Auto-Reset Circuit Breaker	1703480
	+ 4500 SERIES HD SHUR-LOK® CABLE-LOK™	
	Cab Wiring for Wireless - 6 Ga. x 20' - 40 Amp [Includes: E; 1; 4]	1116928
	Cab Wiring for Wireless - 6 Ga. x 30' - 40 Amp [Includes: E; 1; 4]	1119643
	Cab Wiring for Wireless - 6 Ga. x 40' - 40 Amp [Includes: E; 1; 4]	1119644
6	40-Amp Modified-Reset Circuit Breaker	1704354
	+ PROTRAP® AUTOTRAP™	
	Cab Wiring w/Disconnect - 6 Ga. x 30' - 40 Amp [Includes: H; J; 1; 4; 28; 29]	1118417
	Cab Wiring w/External Switch - 6 Ga. x 30' - 40 Amp [Includes: H; 1; 4; 35]	1125292
	Cab Wiring w/Disconnect - 4 Ga. x 30' - 40 Amp [Includes: F; J; 1; 4; 28; 29]	*1122725
	Cab Wiring w/External Switch - 4 Ga. x 30' - 40 Amp [Includes: J; 1; 4; 35]	*1125293
6	40-Amp Modified-Reset Circuit Breaker	1704354
	HARDWARE	
A	Elec Parts Kit w/Rocker - 25-Amp Auto-Reset [Includes: 5; 6; 7; 12; 13; 14; 15; 24; 26; 2 of 9, 10, 16, 17, 23 & 27; 3 of 22; 4 of 11 & 25; 5 of 8]	1117641
B	Elec Parts Kit w/Rocker - 40 Amp Modified [Includes: 5; 6; 7; 12; 13; 14; 15; 2 of 9, 16 & 17; 4 of 10; 5 of 8; 6 of 11]	1118368
C	Elec Parts Kit w/Rocker - 50 Amp Modified [Includes: 5; 6; 7; 12; 13; 14; 15; 2 of 9, 16 & 17; 4 of 10; 5 of 8; 6 of 11]	1116271
D	Electrical Parts Kit w/Rocker Switch - 80 Amp SMART Circuit Breaker [Includes: 5; 6; 7; 12; 13; 14; 15; 19; 2 of 9, 16 & 17; 4 of 10; 5 of 8; 6 of 11]	1128925
E	Breaker Hdw for Wireless - 6 Ga. x 40 Amp [Includes: 5; 6; 2 of 10; 4 of 9; 15 of 18]	1120855

CAB WIRING KITS | Continued

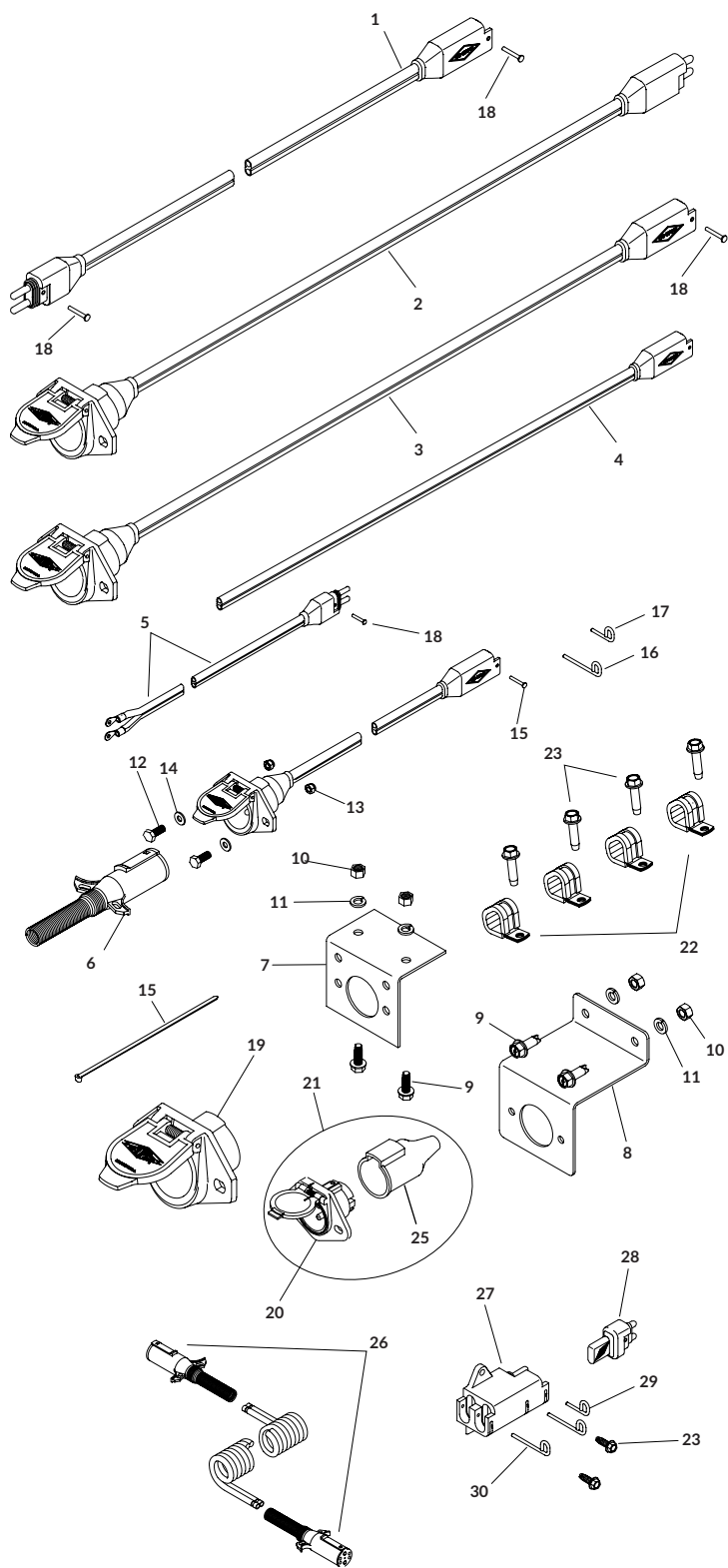
DESCRIPTION	P/N
PARTS	
1 Dual-Cond Wire - 6 Ga. - 20'	1119078
Dual-Cond Wire - 6 Ga. - 25'	1119033
Dual-Cond Wire - 6 Ga. - 30'	1118495
Dual-Cond Wire - 6 Ga. - 40'	1119645
Dual-Cond Wire - 6 Ga. - 50'	1110312
Dual-Cond Wire - 6 Ga. - 60'	1127835
Dual-Cond Wire - 6 Ga. - 75'	1108102
Dual-Cond Wire - 6 Ga. - 80'	1118388
Dual-Cond Wire - 6 Ga. - 100'	1108101
Dual-Cond Wire - 6 Ga. - 125'	1128140
Dual-Cond Wire - 4 Ga. - 30'	1127752
Dual-Cond Wire - 4 Ga. - 50'	1123043
2 Dual-Cond Wire - 8 Ga. - 30'	1117654
Dual-Cond Wire - 8 Ga. - 50'	1117653
Dual-Cond Wire - 8 Ga. - 75'	1117652
Dual-Cond Wire - 8 Ga. - 100'	1117651
3 Electrical Wire - 3 Strand 14 Ga. - 15'	1116482
Electrical Wire - 3 Strand 14 Ga. - 30'	1116514
4 HD Dual-Cond Plug - Vert Pin	1115385
HD Dual-Cond Plug - Horiz Pin	1704715
5 Circuit Breaker Boot - Red	**1704411
6 40-Amp Modified-Reset Circuit Breaker	1704354
50-Amp Auto-Reset Circuit Breaker	1703480
25-Amp Auto-Reset Circuit Breaker	1704126
7 Ring Terminal - 14 Ga. x 1/4" Stud - Solenoid	1704153
8 Quick Disconnect - Female x 14 Ga. x 1/4" - Switch/Solenoid	1703659
9 Ring Terminal - 6 Ga. x 3/8" Stud - Battery	1703244
Ring Terminal - 8 Ga. x 3/8" Stud - Battery	1704174
Ring Terminal - 4 Ga. x 3/8" Stud - Battery	1705105
10 Ring Terminal - 6 Ga. x #10 Stud - Mtr/Brkr	1703245
Ring Terminal - 8 Ga. x #10 Stud	1704175
Ring Terminal - 4 Ga. x #10 Stud - Mtr/Brkr	1705106
11 Ring Terminal - 6 Ga. x 1/4" Stud - Mtr/Sol	1702707
Ring Terminal - 8 Ga. x 1/4" Stud	1704177
12 Rocker Switch	1116020
13 Rocker Switch Mtg Bracket	1703661
14 Solenoid Cover	1703896
15 Motor-Rev Solenoid 12V - 2 Pt Mnt - Black Wire	1703845
16 Nylon Lock Hex Nut - #10-24	1808844
17 Hex Flange Cap Screw - #10-24 x 1"	1704905
18 Cable Tie - 8"	1703231
19 50-Amp Smart Circuit Breaker	1126783
80-Amp Smart Circuit Breaker	1126784
20 Wire Clip - 3/4" ID	1702108
21 Self-Tapping Screw - 1/4" x 1"	1704338
22 Dielectric Connector Protector	**1704378
23 Nylon Lock Nut - #6-32	**1704184
24 Terminal Block Mtg Bracket	**1117647
25 Self-Drilling Screw - #12 x 1"	**1701471
26 3-Circuit Terminal Block	1704190
27 Machine Screw - 6-32 x 7/8"	**1704191
28 Disconnect Switch Mtg Bracket	1118323
29 Battery Disconnect Rotary Switch	1704283
30 Face Plate	1704284
31 Self-Drilling Screw - 1/4" x 3/4"	1700398
32 Lock Nut - 1/2"	1704187
33 Dome Nut - 1/2"	1704152
34 Rubber Insulating Boot	1704330
35 External Master Disconnect Switch	1125214

**These items are NOT shown in the drawing.



TRAILER WIRING KITS

DESCRIPTION	P/N
KITS & HARDWARE	
Trailer Wiring Kit - SMARTwire™ 4 Ga. - 33' Trl [Includes: 1; 2; 23; 12 of 22 & 23; 40 of 15]	*1122533
Trailer Wiring Kit - SMARTwire™ 4 Ga. - 42' Trl [Includes: 1; 2; 23; 12 of 22 & 23; 40 of 15]	*1122534
Trailer Wiring Kit - SMARTwire™ 4 Ga. - 50' Trl [Includes: 1; 2; 23; 12 of 22 & 23; 40 of 15]	*1122535
SMARTwire™ Dual-Cond Kit - 6 Ga. - L Brkt [Includes: A; 3; 6; 7]	1132502
SMARTwire™ Dual-Cond Kit - 6 Ga. - Z Brkt [Includes: A; 3; 6; 8]	1132504
Dual-Connector Kit - Vert Pin - L Brkt [Includes: A; 6; 7; 20; 21]	1109016
Dual-Connector Kit - Vert Pin - Z Brkt [Includes: A; 6; 7; 20; 21]	1132564
Dual-Connector Kit - Horiz Pin - L Brkt [Includes: A; 6; 7; 20; 21]	1123050
Junction Block Kit w/o Harness Plug [Includes: 27; 29; 2 of 23 & 30]	1120848
Junction Block Kit w/Harness Plug (1) [Includes: 27; 28; 29; 2 of 23 & 30]	1120849
Junction Block Kit w/Harness Plug (2) [Includes: 27; 29; 2 of 23, 28 & 30]	1121480
A Dual-Cond Hdw [Includes: 2 of 9, 10, 11, 12, 13 & 14]	1109017
B Wire Retaining Hdw [Includes: 24; 4 of 22 & 23]	1120906
SMARTwire™ FEMALE x MALE	
1 SMARTwire™ Socket x Plug - 6 Ga. x 8'	1704874
SMARTwire™ Socket x Plug - 6 Ga. x 10'6"	1127574
SMARTwire™ Socket x Plug - 6 Ga. x 16'	1704827
SMARTwire™ Socket x Plug - 6 Ga. x 25'	1704704
SMARTwire™ Socket x Plug - 6 Ga. x 30'	1125597
SMARTwire™ Socket x Plug - 4 Ga. x 25'	1704888
SMARTwire™ Socket x Plug - 4 Ga. x 30'	1705108
SMARTwire™ SOCKET x MALE	
2 SMARTwire™ Dual-Cond Socket x Plug - 4 Ga. x 22'	1122541
SMARTwire™ Dual-Cond Socket x Plug - 4 Ga. x 32'	1122542
SMARTwire™ Dual-Cond Socket x Plug - 4 Ga. x 40'	1122543
SMARTwire™ SOCKET x FEMALE	
3 SMARTwire™ Dual-Cond Socket x Socket - 6 Ga. x 3'6"	1120670
SMARTwire™ FEMALE x BLUNT	
4 SMARTwire™ Socket x Blunt - 6 Ga. x 12'	1121230
SMARTwire™ Socket x Blunt - 6 Ga. x 18'	1121631
SMARTwire™ Socket x Blunt - 6 Ga. x 30'	1128856
SMARTwire™ Socket x Blunt - 6 Ga. x 35'	1130541
SMARTwire™ Socket x Blunt - 6 Ga. x 40'	1704994
SMARTwire™ MALE x .25" RING	
5 SMARTwire™ Plug x 1/4" Terminal - 6 Ga. x 10'9"	**1704987
PARTS	
6 HD Dual-Cond Plug - Vert Pin	1115385
HD Dual-Cond Plug - Horiz Pin	1704715
7 Conductor Plug Mtg (L) Bracket	1109015
8 Conductor Plug Mtg (Z) Bracket	1127798
9 Self-Tapping Screw - 3/8" x 1"	1700400
10 Hex Nut - 3/8"	1700407
11 Lock Washer - 3/8"	1700434
12 Hex Head Cap Screw - 5/16" x 3/4"	1701045
13 Top Lock Flange Nut - 5/16"	1704946
14 Flat Washer - 1/4"	1700427
15 Cable Tie - 8"	1703231
16 Harness Lock Pin - Long	1704696
17 Harness Lock Pin - Short	1704711
18 Harness Lock Pin - 1/4" x 7/8"	1704751
19 Dual-Cond Housing - Female	1704978
20 HD Dual-Cond Socket - Vert Pin	1115386
HD Dual-Cond Socket - Horiz Pin	1704714
21 HD Dual-Cond Socket w/Boot - Vertical Pin	1119557
22 Wire Clip - 3/4" ID	1702108
23 Self-Tapping Screw - 1/4" x 1"	1704338
24 Dielectric Connector Protector	**1704378



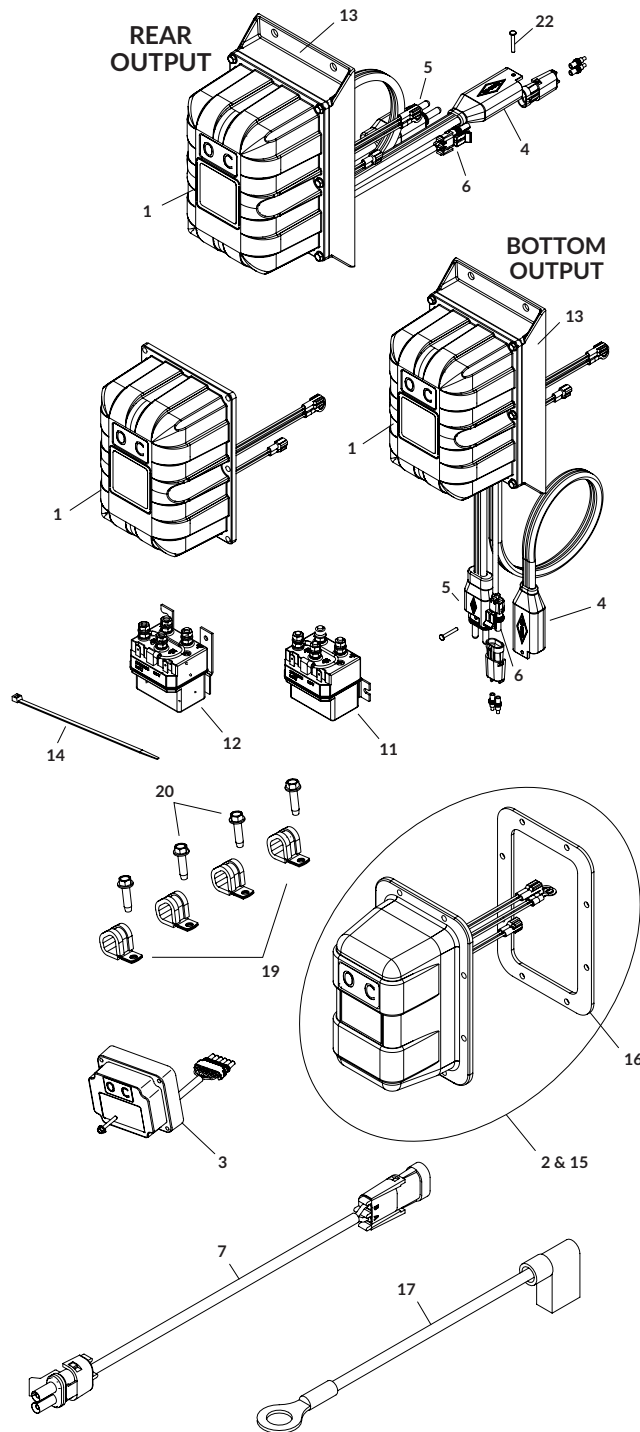
DESCRIPTION	P/N
PARTS	
25 Sealing Boot - Socket Half Dual-Cond	1704573
26 Coiled Wire w/Dual-Cond Plugs - 4 Ga. x 15'	1123957
Coiled Wire w/Dual-Cond Plugs - 4 Ga. x 20'	1123958
27 Harness Junction Block	1704695
28 Wire Harness Rubber Plug	1704717
29 Harness Lock Pin - Short	1704711
30 Harness Lock Pin - Long	1704696

*Lead trailer wiring kit ties into 4500 Series HD kit on lead trailer, which routes power to rear of lead trailer. Junction block NOT included.

**These items are NOT shown in the drawing.

RECEIVERS

DESCRIPTION	P/N
RECEIVER CONVERSION KITS	
ShurLink™ Rec Conv Cover - Tarp - Express [Includes: 15; 16; 17]	1132226
ShurLink™ Rec Conv Cover - Tarp - Non-Express [Includes: 15; 16; 17]	1132227
ShurLink™ Rec Conv Cover - ProTrap® [Includes: 15; 16; 17]	1132224
ShurLink™ Rec Conv Cover - AutoTrap™ [Includes: 15; 16; 17]	1132225
ROCKER EXPRESS MODE	
+ SHUR-LOK® CABLE-LOK™	
ShurLink™ Rec - Rocker Express - Bott. Output [Includes: A; C; E; 1; 4; 6; 8; 9; 10; 11; 13; 18; 15 of 14]	1132033
ShurLink™ Rec-Rock. Exp.-Bott. Output Stain. [Includes: B; D; E; 1; 4; 6; 8; 9; 10; 11; 13; 18; 15 of 14]	1132034
1 ShurLink™ Rec Cover - Aux Express	1132507
EXPRESS MODE	
+ SHUR-LOK® CABLE-LOK™ 4500 SERIES HD	
ShurLink™ Rec - Express - Rear Output [Includes: A; C; 1; 4; 5; 6; 11; 13; 15 of 14]	1131566
ShurLink™ Rec - Express - Bottom Output [Includes: A; C; 1; 4; 5; 6; 11; 13; 15 of 14]	1131572
ShurLink™ Rec - Aux Express - Rear Output [Includes: A; C; 1; 4; 5; 6; 11; 13; 15 of 14]	1131578
ShurLink™ Rec - Express - Rear Output - Stainless [Includes: B; D; 1; 4; 5; 6; 11; 13; 15 of 14]	1131621
ShurLink™ Rec - Express - Bottom Output - Stainless [Includes: B; D; 1; 4; 5; 6; 11; 13; 15 of 14]	1132056
1 ShurLink™ Rec Cover - Express	1131673
ShurLink™ Rec Cover - Aux Express	1132507
+PROTRAP®	
2 ShurLink™ Rec Cover w/Gasket - ProTrap®	1131631
+AUTOTRAP™	
2 ShurLink™ Rec Cover w/Gasket - AutoTrap™	1131635
+MAXXTRAP™	
3 ShurLink™ Control Module - MaxxTrap™	1131667
+ IRONSIDE2™	
ShurLink™ Rec-Apex™/IronSide II™-Exp.-Rear Output [Includes: A; C; 1; 4; 5; 6; 11; 13; 15 of 14]	1131622
ShurLink™ Rec - Apex™/IronSide II™ - Express - Bottom Output [Includes: A; C; 1; 4; 5; 6; 11; 13; 15 of 14]	1131614
1 ShurLink™ Rec Cover - Express	1132506
NO EXPRESS MODE	
+ SHUR-LOK® CABLE-LOK™ 4500 SERIES HD	
ShurLink™ Rec - Non-Express - Rear Output [Includes: A; C; 1; 4; 5; 6; 11; 13; 15 of 14]	1131581
ShurLink™ Rec - Non-Express - Bottom Output [Includes: A; C; 1; 4; 5; 6; 11; 13; 15 of 14]	1131586
ShurLink™ Rec - Non-Express - Bottom Output - Stainless [Includes: B; D; 1; 4; 5; 6; 11; 13; 15 of 14]	1131610
1 ShurLink™ Rec Cover - Non-Express	1131674
HARDWARE	
A ShurLink™ Rec Mtg Hdw	1131571
B ShurLink™ Rec Mtg Hdw - Stainless	1131611
C ShurLink™ Rec Hdw w/Gland	1132510
D ShurLink™ Rec Hdw w/Gland - Stainless	1132508
E SMARTDrive™ Rocker Hdw	1129633
F Wire Retaining Hdw [Includes: 21; 4 of 19 & 20]	1120906
SMARTWIRE™ FEMALE X .25" RING	
4 SMARTwire™ Socket x 1/4" Terminal - 6 Ga. x 2'4"	1129607
SMARTwire™ Socket x 1/4" Terminal - 6 Ga. x 6'3"	1120817
SMARTwire™ Socket x 1/4" Terminal - 6 Ga. x 12'	1127241
SMARTWIRE™ MALE X .25" RING	
5 SMARTwire™ Plug x 1/4" Terminal - 6 Ga. x 2'4"	1704705
SMARTwire™ Plug x 1/4" Terminal - 6 Ga. x 7'	1121308
SMARTwire™ Plug x 1/4" Terminal - 6 Ga. x 12'	1127089
ENCODER WIRE ASSEMBLY	
6 Encoder Wire Assy - 18 Ga. - 2'6"	1132142
Encoder Wire Assy - 18 Ga. - 6'4"	1706853
7 Encoder Wire Ext - 18 Ga. - Male x Female - 8'	1128818
Encoder Wire Ext - 18 Ga. - Male x Female - 10'6"	1128857



Encoder Wire Ext - 18 Ga. - Male x Female - 16'	1129903
Encoder Wire Ext - 18 Ga. - Male x Female - 24'6"	1123068
Encoder Wire Ext - 18 Ga. - Male x Female - 30'	1131256

CABLE ASSEMBLIES

8 Power Cable w/Breaker - 5'	*1129944
9 Rocker Adapter Wire - 14 Ga. - Tower x 1/4" Terminal - 2'	*1132144
10 Rocker Adapter Wire - 14 Ga. - Shroud - 15'	*1129634

PARTS

11 Motor-Rev Solenoid 12V - 2 Pt Mnt - Black Wire	1703845
12 Motor-Rev Solenoid 12V - 3 Pt Mnt - Black Wire	1705408
13 ShurLink™ Rec Base	1706768
14 Cable Tie - 8"	1703231
15 ShurLink™ Rec Cover w/Gasket - Express	1132194
ShurLink™ Rec Cover w/Gasket - Non-Express	1132195
ShurLink™ Rec Cover w/Gasket - ProTrap®	1131631
ShurLink™ Rec Cover w/Gasket - AutoTrap™	1131635
16 Solenoid Cover Gasket - 1/8"	1704309
17 Wire - 18 Ga. x .25" Ring - Black	1705428
18 Rec Jumper Wire - 18 Ga. x .180 Bullet x 1/4" Terminal	*1128699
19 Wire Clip - 3/4" ID	1702108
20 Self-Tapping Screw - 1/4" x 1"	1704338
21 Dielectric Connector Protector	*1704378
22 Harness Lock Pin - 1/4" x 7/8"	1704751

**These items are NOT shown in the drawing.

REMOTES

DESCRIPTION	P/N
1 ShurLink EZR™ Remote	1131576
2 Carabiner Key Strap	1704569
3 ShurLink PRO™ Remote -Cradle/Charging Cbl.	1131575
4 ShurLink™ Charging Cable USB - A-Male to C-Male - 3'	1706836
5 ShurLink PRO™ Remote Cradle	1131764

MOTORS

DESCRIPTION	WARRANTY	P/N
-------------	----------	-----

DURABUILT™

+ SHUR-LOK® | SHUR-MATIC®

1 Direct-Drive Motor - 900 Watt - 12V 3-Year	1704878
3 Motor Cover - Chrome - 1 Pc.	1811884
Motor Cover - Black - 1 Pc.	1804950

DURABUILT™

+ CABLE-LOK™

1	Durabuilt™ Motor w/Cover - 2-1/8" Shaft	3-Year	1121307
2	Durabuilt™ Motor w/SMARTwire™ Plug	3-Year	1133057
3	Motor Cover - Chrome - 1 Pc.		1811884
	Motor Cover - Black - 1 Pc.		1804950

SMARTDRIVE™

+ SHUR-LOK® | CABLE-LOK™

4 SMARTdrive Motor	1127849
5 Motor Cover Kit - SMARTdrive™ - Standard Roll	1132785
Motor Cover Kit - SMARTdrive™ - Reverse Roll	1132786

4500 MOTOR

+ 4500 SERIES HD

6	4500 HD Motor	3-Year	1120967
7	Motor Cover Kit - Black		1121659
	Motor Cover Kit - Chrome		1128340

PROTRAP® MOTOR

+ PROTRAP®

8	ProTrap® 150 Motor	3-Year	1119072
	ProTrap® 250 Motor		1118400
	ProTrap® 350 Motor		1125713

MAXXTRAP™ MOTOR

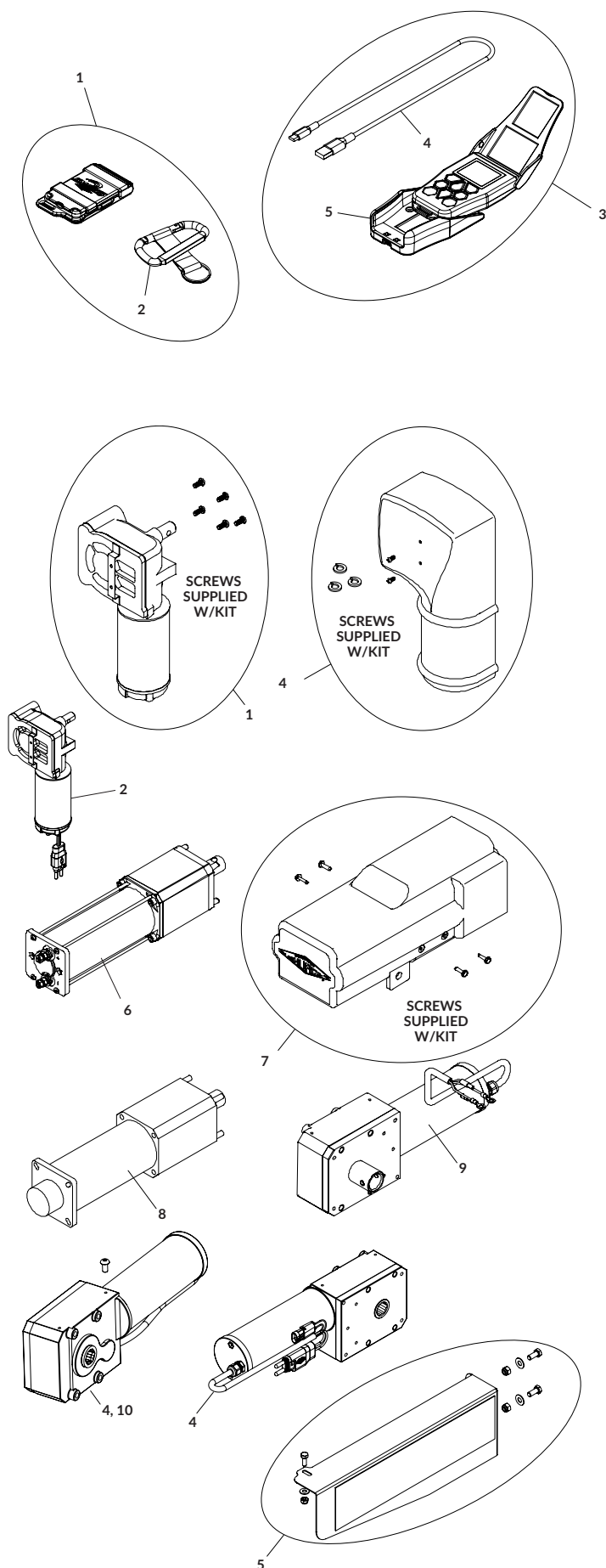
+ AUTOTRAP™ | MAXXTRAP™ | DRIVEMAXX™

9 AutoTrap™/MaxxTrap™ Motor	3-Year	1124591
-----------------------------	--------	---------

IRONSIDE MOTOR

+ IRONSIDE2™

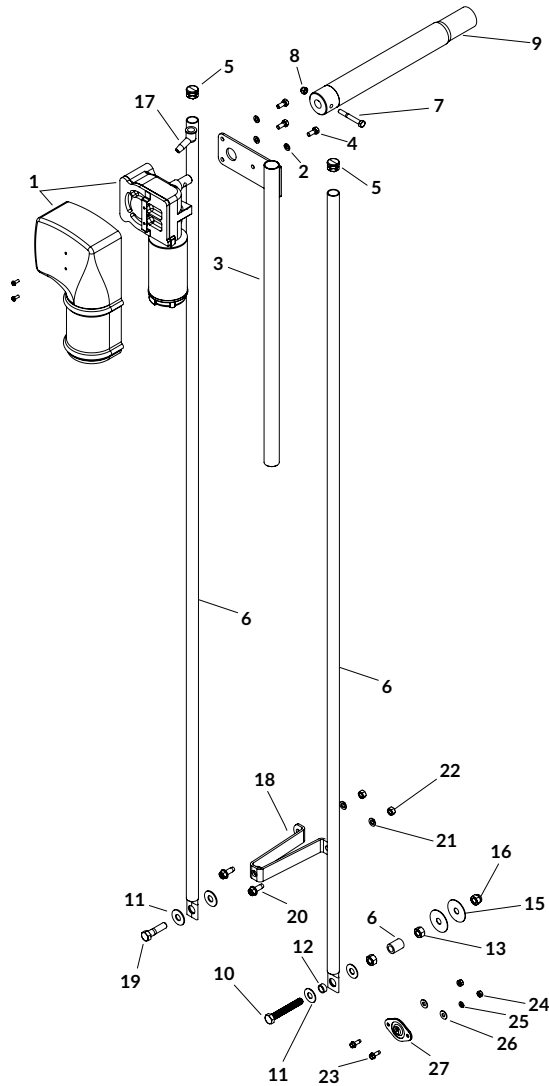
10	Ironside II™/Apex™ Motor	3-Year	1127091
11	Motor Cover Kit - IronSide II™		1126811

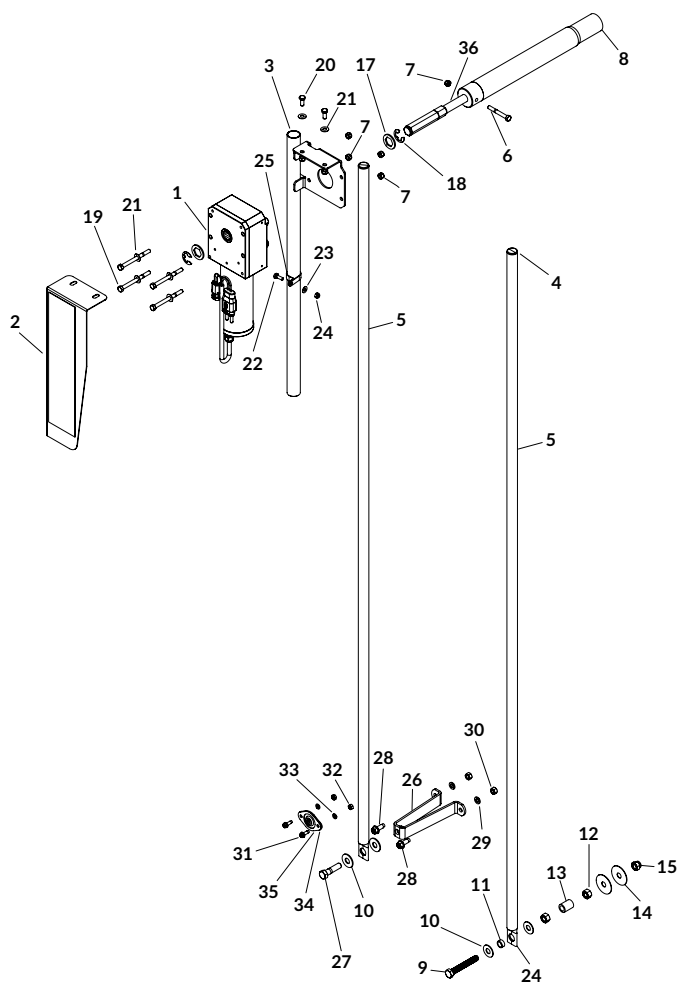


SHUR-LOK® ELECTRIC - FRONT ARM | Durabuilt™ Kits

DESCRIPTION	P/N
HARDWARE	
Swing Arm Hdw - Durabuilt™ [Includes: 5; 7; 10; 12; 14; 16; 2 of 11, 13, 15 & 17; 3 of 2 & 4]	1130435
Stainless Swing Arm Hdw - Durabuilt™ [Includes: 5; 7; 10; 12; 14; 16; 2 of 11, 13, 15 & 17; 3 of 2 & 4]	1126495
Swing Arm Hdw - Durabuilt™ - for Retainer [Includes: 5; 7; 8; 12; 19; 2 of 11, 17, 20, 21 & 22; 3 of 2 & 4]	1129987
Wiring Plate Kit [Includes: 27; 2 of 23, 24, 25 & 26]	1130497
PARTS	
1 Direct-Drive Motor - 900 Watt - 12V	1704878
2 Lock Washer - 5/16"	1700433
Stainless Lock Washer - 5/16"	1201241
3 Upper Pivot Arm - Durabuilt™	1118224
Stainless Upper Pivot Arm - Durabuilt™	1130445
4 Hex Head Cap Screw - 5/16" x 3/4"	1701045
Stainless Hex Head Cap Screw - 5/16" x 3/4"	1201269
5 End Plug - 1"	1701595
6 Lower Pivot Arm - 80"	1114954
Stainless Lower Pivot Arm - 80"	1115558
7 Hex Head Cap Screw - 5/16" x 1-3/4"	*1701468
Stainless Hex Head Cap Screw - 5/16" x 1-3/4"	*1704334
Hex Head Cap Screw - 5/16" x 2-1/2"	1703237
8 Nylon Lock Nut - 5/16"	1704297
Stainless Nylon Lock Nut - 5/16"	1704431
9 Roll Tube Extension w/Adapter - 17-1/4"	1114916
10 Hex Head Cap Screw - 1/2" x 3-1/2"	1706597
Stainless Hex Head Cap Screw - 1/2" x 3-1/2"	1706005
11 Flat Washer - 1/2"	1702114
Stainless Flat Washer - 1/2"	1703620
12 Retainer Bushing - 11/16"	1100306
13 Hex Nut - 1/2"	1700409
Stainless Hex Nut - 1/2"	1706006
14 Stainless Spacer Tube - .84" OD x .55" ID x 1-1/4"	1127959
15 Fender Washer - 1/2"	1706097
Stainless Fender Washer - 1/2"	1706096
16 Nylon Lock Hex Nut - 1/2"	1702115
Stainless Nylon Lock Nut - 1/2"	1706088
17 Rubber Insulating Boot	1704330
18 Crank Retainer Standoff - 7"	1100033
19 Hex Head Cap Screw - 1/2" x 2"	1701042
20 Self-Tapping Screw - 3/8" x 1"	1700400
21 Lock Washer - 3/8"	1700434
22 Hex Nut - 3/8"	1700407
23 Self-Tapping Screw - 1/4" x 3/4"	1700403
24 Hex Nut - 1/4"	1700408
25 Lock Washer - 1/4"	1700436
26 Flat Washer - 1/4"	1700427
27 Wiring Plate w/Gasket	1120815

*These items are NOT shown in the drawing.





SHUR-LOK® ELECTRIC - FRONT ARM | SMARTDrive™ Kits

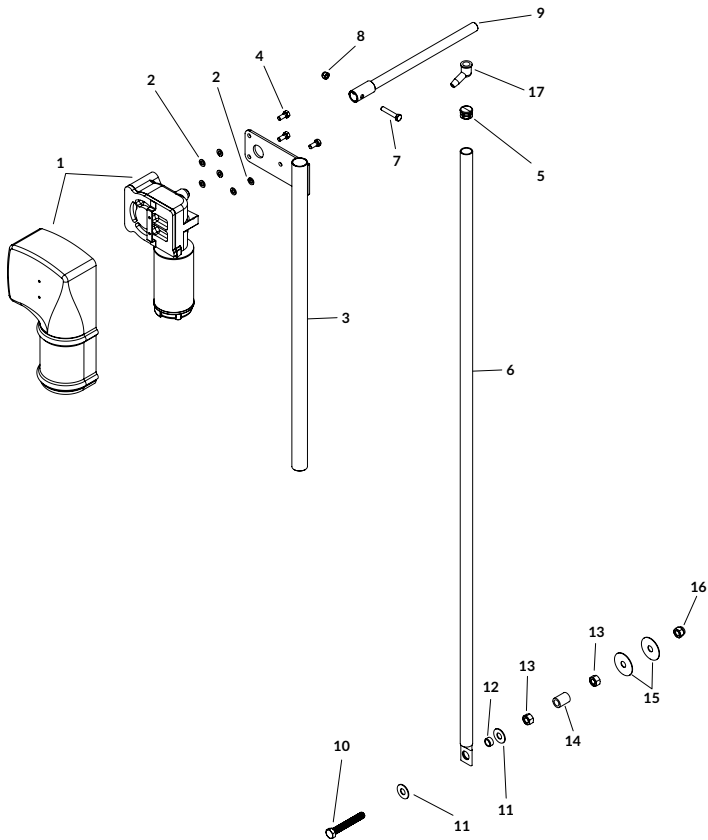
DESCRIPTION	P/N
HARDWARE	
Swing Arm Hdw - SMARTdrive™ [Includes: 4; 6; 7; 9; 11; 13; 15; 16; 2 of 10, 12 & 14]	1130436
Stainless Swing Arm Hdw - SMARTdrive™ [Includes: 4; 6; 7; 9; 11; 13; 15; 16; 2 of 10, 12 & 14]	1130437
Motor Mtg Hdw - SMARTdrive™ [Includes: 16; 22; 23; 24; 25; 2 of 17, 18 & 20; 4 of 19; 6 of 7 & 21]	1128783
Stainless Motor Mtg Hdw - SMARTdrive™ [Includes: 16; 22; 23; 24; 25; 2 of 17, 18 & 20; 4 of 19; 6 of 7 & 21]	1128784
Swing Arm Hdw - SMARTdrive™ - for Retainer [Includes: 4; 6; 7; 11; 16; 27; 2 of 10, 28, 29 & 30]	1129985
Wiring Plate Kit [Includes: 35; 2 of 31, 32, 33 & 34]	1130497
PARTS	
SMARTdrive Motor	1127849
Motor Cover Kit w/Decal - SMARTdrive™ SS	1129905
Upper Pivot Arm - SMARTdrive™	1128776
Stainless Upper Pivot Arm - SMARTdrive™	1128777
End Plug - 1"	1701595
Lower Pivot Arm - 80"	1114954
Stainless Lower Pivot Arm - 80"	1115558
Hex Head Cap Screw - 5/16" x 1-3/4"	*1701468
Stainless Hex Head Cap Screw - 5/16" x 1-3/4"	*1704334
Hex Head Cap Screw - 5/16" x 2-1/2"	1703237
Nylon Lock Nut - 5/16"	1704297
Stainless Nylon Lock Nut - 5/16"	1704431
Roll Tube Extension w/Adapter - 17-1/4"	1114916
Hex Head Cap Screw - 1/2" x 3-1/2"	1706597
Stainless Hex Head Cap Screw - 1/2" x 3-1/2"	1706005
Flat Washer - 1/2"	1702114
Stainless Flat Washer - 1/2"	1703620
Retainer Bushing - 11/16"	1100306
Hex Nut - 1/2"	1700409
Stainless Hex Nut - 1/2"	1706006
Stainless Spacer Tube - .84" OD x .55" ID x 1-1/4"	1127959
Fender Washer - 1/2"	1706097
Stainless Fender Washer - 1/2"	1706096
Nylon Lock Hex Nut - 1/2"	1702115
Stainless Nylon Lock Nut - 1/2"	1706088
Harness Lock Pin - 1/4" x 7/8"	*1704751
Drive Shaft Spacer	1128785
External Retaining Ring - 7/8" Dia. x .042"	1706411
Hex Head Cap Screw - 5/16" x 3-3/4"	1707323
Stainless Hex Head Cap Screw - 5/16" x 3-3/4"	1706410
Hex Head Cap Screw - 5/16" x 3/4"	1706095
Stainless Hex Head Cap Screw - 5/16" x 3/4"	1201269
Flat Washer - 5/16"	1700428
Stainless Flat Washer - 5/16"	1201237
Hex Head Cap Screw - 1/4" x 3/4"	1703959
Stainless Hex Head Cap Screw - 1/4" x 3/4"	1706510
Flat Washer - 1/4"	1700427
Stainless Flat Washer - 1/4"	1201240
Nylon Lock Hex Nut - 1/4"	1701543
Stainless Nylon Lock Hex Nut - 1/4"	1706121
Stainless Wire Clip - 1/4" ID	1706509
Crank Retainer Standoff - 7"	1100033
Hex Head Cap Screw - 1/2" x 2"	1701042
Self-Tapping Screw - 3/8" x 1"	1700400
Lock Washer - 3/8"	1700434
Hex Nut - 3/8"	1700407
Self-Tapping Screw - 1/4" x 3/4"	1700403
Hex Nut - 1/4"	1700408
Lock Washer - 1/4"	1700436
Flat Washer - 1/4"	1700427
Wiring Plate w/Gasket	1120815
SMARTdrive™ Drive Shaft	1130852

*These items are NOT shown in the drawing.

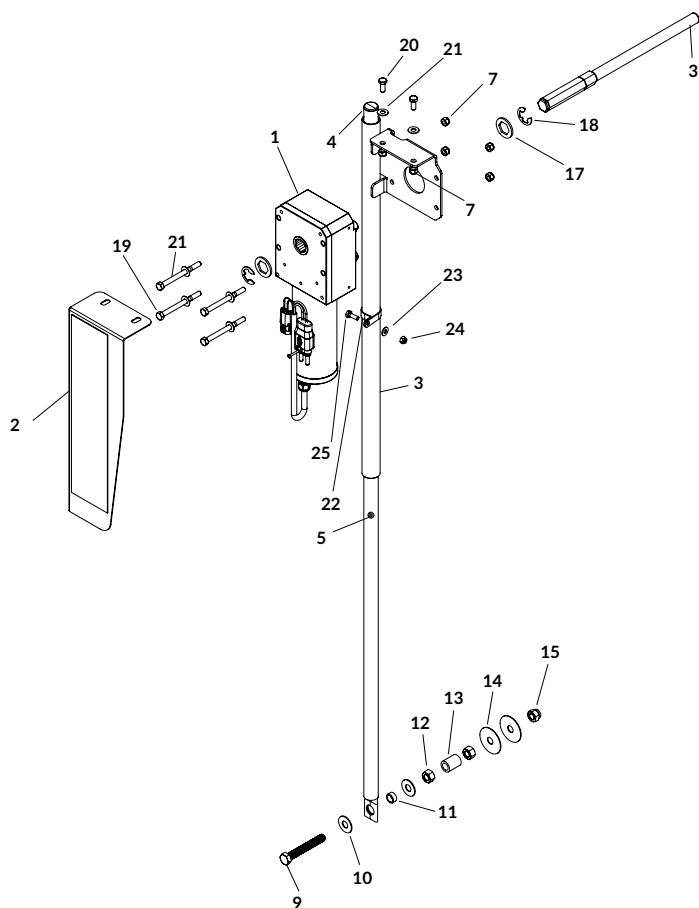
CABLE-LOK™ ELECTRIC - FRONT ARM | Durabuilt™ Kits

DESCRIPTION	P/N
HARDWARE	
Swing Arm Hdw - Durabuilt™ [Includes: 5; 7; 10; 12; 14; 16; 2 of 11, 13, 15 & 17; 3 of 2 & 4]	1130435
Stainless Swing Arm Hdw - Durabuilt™ [Includes: 5; 7; 10; 12; 14; 16; 2 of 11, 13, 15 & 17; 3 of 2 & 4]	1126495
PARTS	
1 Durabuilt™ Motor w/Cover - 2-1/8" Shaft	1121307
2 Lock Washer - 5/16"	1700433
Stainless Lock Washer - 5/16"	1201241
3 Upper Pivot Arm - Durabuilt™	1118224
Stainless Upper Pivot Arm - Durabuilt™	1130445
4 Hex Head Cap Screw - 5/16" x 3/4"	1701045
Stainless Hex Head Cap Screw - 5/16" x 3/4"	1201269
5 End Plug - 1"	1701595
6 Lower Pivot Arm - 60"	1129986
Stainless Lower Pivot Arm - 60"	1127979
Stainless Lower Pivot Arm - 64"	1127970
7 Hex Head Cap Screw - 5/16" x 1-3/4"	1701468
Stainless Hex Head Cap Screw - 5/16" x 1-3/4"	1704334
Hex Head Cap Screw - 5/16" x 2-1/2"	*1703237
8 Nylon Lock Nut - 5/16"	1704297
Stainless Nylon Lock Nut - 5/16"	1704431
9 Motor Extension - Black	1118221
10 Hex Head Cap Screw - 1/2" x 3-1/2"	1706597
Stainless Hex Head Cap Screw - 1/2" x 3-1/2"	1706005
11 Flat Washer - 1/2"	1702114
Stainless Flat Washer - 1/2"	1703620
12 Retainer Bushing - 11/16"	1100306
13 Hex Nut - 1/2"	1700409
Stainless Hex Nut - 1/2"	1706006
14 Stainless Spacer Tube - .84" OD x .55" ID x 1-1/4"	1127959
15 Fender Washer - 1/2"	1706097
Stainless Fender Washer - 1/2"	1706096
16 Nylon Lock Hex Nut - 1/2"	1702115
Stainless Nylon Lock Nut - 1/2"	1706088
17 Rubber Insulating Boot	1704330

*These items are NOT shown in the drawing.



CABLE-LOK™ ELECTRIC - FRONT ARM | SMARTdrive™ Kits

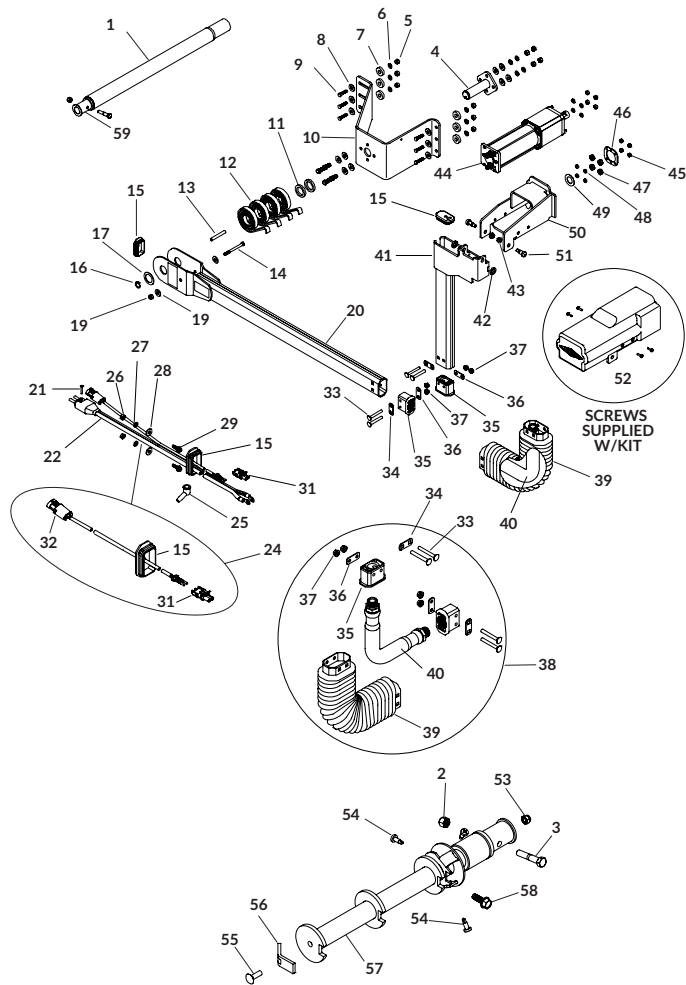


DESCRIPTION	P/N
HARDWARE	
Swing Arm Hdw - SMARTdrive™ [Includes: 4; 6; 7; 9; 11; 13; 15; 16; 2 of 10, 12 & 14]	1130436
Stainless Swing Arm Hdw - SMARTdrive™ [Includes: 4; 6; 7; 9; 11; 13; 15; 16; 2 of 10, 12 & 14]	1130437
Motor Mtg Hdw - SMARTdrive™ [Includes: 16; 22; 23; 24; 25; 2 of 17, 18 & 20; 4 of 19; 6 of 7 & 21]	1128783
Stainless Motor Mtg Hdw - SMARTdrive™ [Includes: 16; 22; 23; 24; 25; 2 of 17, 18 & 20; 4 of 19; 6 of 7 & 21]	1128784
PARTS	
1 SMARTdrive Motor	1127849
2 Motor Cover Kit w/Decal - SMARTdrive™ SS	1129905
3 Upper Pivot Arm - SMARTdrive™	1128776
Stainless Upper Pivot Arm - SMARTdrive™	1128777
4 End Plug - 1"	1701595
5 Lower Pivot Arm - 60"	1129986
Stainless Lower Pivot Arm - 60"	1127979
Stainless Lower Pivot Arm - 65"	1127970
6 Hex Head Cap Screw - 5/16" x 1-3/4"	*1701468
Stainless Hex Head Cap Screw - 5/16" x 1-3/4"	*1704334
Hex Head Cap Screw - 5/16" x 2-1/2"	*1703237
7 Nylon Lock Nut - 5/16"	1704297
Stainless Nylon Lock Nut - 5/16"	1704431
8 SMARTdrive™ Drive Shaft	1130852
9 Hex Head Cap Screw - 1/2" x 3-1/2"	1706597
Stainless Hex Head Cap Screw - 1/2" x 3-1/2"	1706005
10 Flat Washer - 1/2"	1702114
Stainless Flat Washer - 1/2"	1703620
11 Retainer Bushing - 11/16"	1100306
12 Hex Nut - 1/2"	1700409
Stainless Hex Nut - 1/2"	1706006
13 Stainless Spacer Tube - .84" OD x .55" ID x 1-1/4"	1127959
14 Fender Washer - 1/2"	1706097
Stainless Fender Washer - 1/2"	1706096
15 Nylon Lock Hex Nut - 1/2"	1702115
Stainless Nylon Lock Nut - 1/2"	1706088
16 Harness Lock Pin - 1/4" x 7/8"	1704751
17 Drive Shaft Spacer	1128785
18 External Retaining Ring - 7/8" Dia. x .042"	1706411
19 Hex Head Cap Screw - 5/16" x 3-3/4"	1707323
Stainless Hex Head Cap Screw - 5/16" x 3-3/4"	1706410
20 Hex Head Cap Screw - 5/16" x 3/4"	1706095
Stainless Hex Head Cap Screw - 5/16" x 3/4"	1201269
21 Flat Washer - 5/16"	1700428
Stainless Flat Washer - 5/16"	1201237
22 Hex Head Cap Screw - 1/4" x 3/4"	1703959
Stainless Hex Head Cap Screw - 1/4" x 3/4"	1706510
23 Flat Washer - 1/4"	1700427
Stainless Flat Washer - 1/4"	1201240
24 Nylon Lock Hex Nut - 1/4"	1701543
Stainless Nylon Lock Hex Nut - 1/4"	1706121
25 Stainless Wire Clip - 1/4" ID	1706509

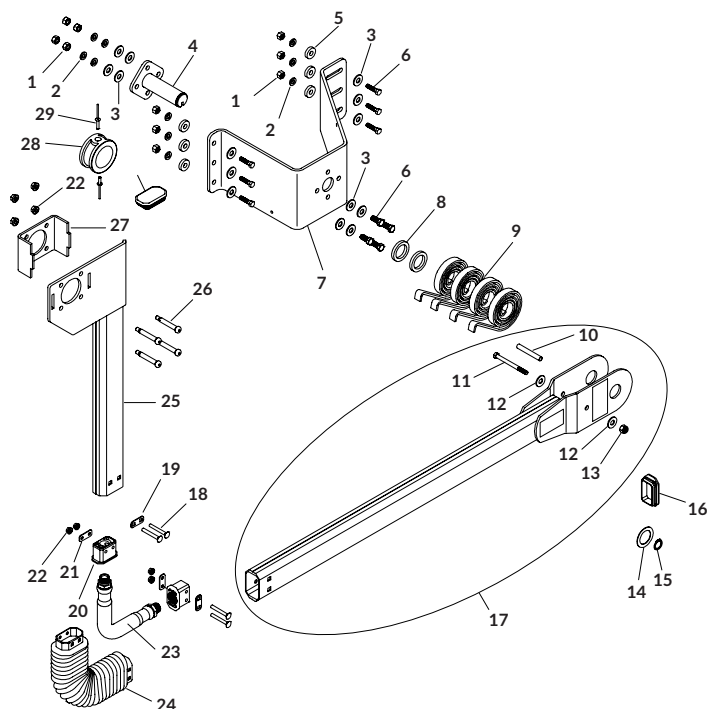
*These items are NOT shown in the drawing.

FRONT ARM ASSEMBLIES

DESCRIPTION	P/N
UPPER ARM COVERSION KITS	
4500 Upper Arm Conv - 7-1/4"	1121063
4500 Upper Arm Conv - 9-1/4"	1121064
KITS & HARDWARE	
Front Flex Arm Kit w/Motor - 9-1/4"	
[Includes: B; 16; 17; 30; 41; 44; 2 of 11, 42, 43 & 51; 4 of 12]	1124094
Front Flex Arm Kit w/Motor - 7-1/4"	
[Includes: B; 16; 17; 30; 41; 44; 2 of 11, 42, 43 & 51; 4 of 12]	1124095
Pivot Mnt Bracket Kit - 6" x 7-1/4"	
[Includes: G; 4; 10]	1132515
Pivot Mnt Bracket Kit - 6" x 9-1/4"	
[Includes: G; 4; 10]	1132516
Electric Drive Shaft Kit - 3"	
[Includes: H; 57]	1122880
Flex Arm Joint Kit - 4500 HD	
[Includes: 39; 40; 2 of 34, 35 & 36; 4 of 33 & 37]	1125154
Front Flex Arm Kit w/o Motor - w/o Wiring Plate	
[Includes: A; J; 13; 14; 15; 18; 20; 32; 34; 36; 41; 2 of 19 & 23]	1125610
Front Flex Arm Kit w/o Motor - w/Wiring Plate	
[Includes: A; K; 13; 14; 15; 18; 20; 32; 34; 36; 41; 2 of 19 & 23]	1123928
Flex Joint Hdw (1)	
[Includes: 34; 36; 2 of 33 & 37]	1121702
Spring Support Hdw	
[Includes: 13; 14; 16; 17; 18; 2 of 11 & 19]	1116926
Motor Mount Hdw	
[Includes: 2; 3; 46; 49; 4 of 45, 47 & 48]	1120977
Pivot Bracket Hdw - 6" Vertical	
[Includes: 6 of 7; 10 of 5, 6 & 9; 14 of 8]	1121579
Drive Shaft Hdw - 3"	
[Includes: 2; 3; 53; 55; 56; 58; 3 of 54]	1131569
SMARTwire™ Assy Plug x 1/4" Terminal - 6 Ga. x 10'9"	
[Includes: 22; 23]	1125612
SMARTwire™ Assy Plug w/Plate x 1/4" Terminal - 6 Ga. x 10'9"	
[Includes: 22; 24]	1121415
PARTS	
1 Roll Tube Extension w/Drive Shaft - 34.43"	1120697
Roll Tube Extension w/Drive Shaft - 45.37"	1120698
2 Nylon Lock Nut - 3/8"	1701580
3 Hex Head Cap Screw - 3/8" x 2"	1704264
4 Pivot Pin - 4 Spring	1116920
5 Hex Nut - 3/8"	1700407
6 Lock Washer - 3/8"	1700434
7 Spacer Washer - 1/4" x 1" OD x .406"	1120291
8 Flat Washer - 3/8"	1700429
9 Hex Head Cap Screw - 3/8" x 1-1/4"	1702891
10 Pivot Mnt Bracket - 6" x 7-1/4"	1121582
Pivot Mnt Bracket - 6" x 9-1/4"	1121578
Pivot Mnt Bracket - 6" x 10-1/4"	1124678
11 Spacer Washer - 1/4" x 1.81 OD x 1.28"	1118318
12 Spiral Torsion Spring	1111027
13 Spacer Tube - .35" x 2-5/8"	1117033
14 Hex Head Cap Screw - 5/16" x 3-1/2"	1201022
15 Cap Plug w/Hole	1704893
16 Flat Washer - 1-1/4" x 1-7/8"	1702890
17 Retaining Ring - 1-1/4"	1702888
18 Nylon Lock Hex Nut - 5/16"	1700419
19 Flat Washer - 5/16"	1700428
20 Lower Flex Arm w/Warning Decals - Front	1121617
21 Harness Lock Pin - 1/4" x 7/8"	1704751
22 SMARTwire™ Plug x 1/4" Terminal - 6 Ga. x 10'9"	1704987
23 Encoder Wire - 18 Ga. - 10'6"	1121998
24 Encoder Wire w/Plate - 18 Ga. - 10'6"	1121429
25 Rubber Insulating Boot	1704330
26 Hex Nut - 1/4"	1700408
27 Lock Washer - 1/4"	1700436
28 Flat Washer - 1/4"	1700427
29 Self-Tapping Screw - 1/4" x 3/4"	1700403
30 Wiring Plate w/Gasket	1121434
31 WeatherPack™ - Cavity Plug	1704799
32 WeatherPack™ - Tower	1704798
33 Carriage Bolt - 5/16" x 2-1/2" - GR5	1701455



DESCRIPTION	P/N
34 Bellow Plate - Square Holes	1121414
PARTS	
35 End Fitting	1704891
36 Bellow Plate - Round Holes	1121413
37 Flanged Nylon Lock Nut - 5/16"	1704931
38 Flex Arm Joint Kit - 4500 HD	1125154
39 Arm Bellow	1704775
40 Flex Arm Joint	1706825
41 Upper Flex Arm - Front	1121289
42 Upper Arm Spacer	1120677
43 Top Lock Flange Nut - 3/8"	1701283
44 4500 HD Motor	1120967
45 Nylon Lock Hex Nut - 1/4"	1701543
46 Motor Mount Bearing Retainer	1128243
47 Radial Ball Bearing - 1/4" x 3/4"	1704736
48 Motor Mount Bearing Spacer	1120680
49 Motor Spacer	1120679
50 4500 HD Motor Mount - 7-1/4"	1120776
4500 HD Motor Mount - 9-1/4"	1120662
51 Shoulder Bolt - 3/8" x 1/2"	1704778
52 Motor Cover Kit - Black	1121659
Motor Cover Kit - Chrome	1128340
53 Nylon Lock Nut - 5/16"	1704297
54 Self-Drilling Screw - 1/4" x 1"	1705198
55 Carriage Bolt - 5/16" x 1" - GR5	1704237
56 Cartridge Clamp	1118194
57 4500 HD Drive Shaft - 3"	1122264
58 Self-Tapping Screw - 3/8" x 1"	1700400
59 Roll Tube Drive Shaft - 4500HD	1120645



REAR ARM ASSEMBLIES

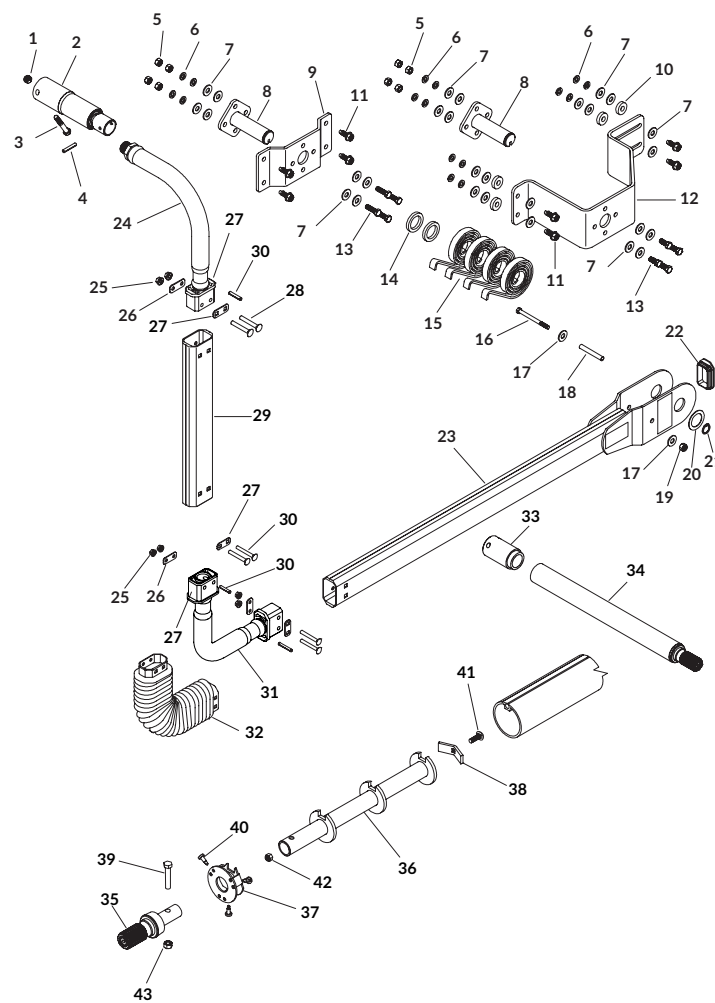
DESCRIPTION	P/N
KITS & HARDWARE	
Rear Flex Arm Kit [Includes: B; C; D; 13; 17; 23; 24; 2 of A, 4 of 9]	1123929
Rear Flex Arm Kit - 3" [Includes: B; C; E; 13; 17; 23; 24; 2 of A, 4 of 9]	*1129457
Pivot Mount Bracket Kit - 6" x 7-1/4" [Includes: F; 4; 7]	1132515
Pivot Mount Bracket Kit - 6" x 9-1/4" [Includes: F; 4; 7]	1132516
Flex Arm Joint Kit - 4500 HD [Includes: 23; 24; 2 of 19, 20, 21, 4 of 18 & 22]	1125154
A Flex Arm Joint Hdw [Includes: 19; 21; 2 of 18 & 22]	1121702
B Spring Support Hdw [Includes: 10; 11; 14; 15; 19; 2 of 8 & 12]	1116926
C Exposed Spline/Bearing Hdw [Includes: 27; 28; 2 of 16, 20 & 29; 4 of 22 & 26]	1121723
D Rear Arm Collar Hdw [Includes: 28; 2 of 29]	1127149
E Rear Arm Collar Hdw - 3" [Includes: 28; 2 of 29]	*1127150
F Pivot Bracket Hdw - 6" Vertical [Includes: 6 of 5; 10 of 1, 2 & 6; 14 of 3]	1121579
PARTS	
1 Hex Nut - 3/8"	1700407
2 Lock Washer - 3/8"	1700434
3 Flat Washer - 3/8"	1700429
4 Pivot Pin - 4 Spring	1116920
5 Spacer Washer - 1/4" x 1" OD x .406"	1120291
6 Hex Head Cap Screw - 3/8" x 1-1/4"	1702891
7 Pivot Mnt Bracket - 6" x 7-1/4"	1121582
Pivot Mnt Bracket - 6" x 9-1/4"	1121578
Pivot Mnt Bracket - 6" x 10-1/4"	1124678
8 Spacer Washer - 1/4" x 1.81 OD x 1.28"	1118318
9 Spiral Torsion Spring	1111027
10 Spacer Tube - .35" x 2-5/8"	1117033
11 Hex Head Cap Screw - 5/16" x 3-1/2"	1201022
12 Flat Washer - 5/16"	1700428
13 Nylon Lock Hex Nut - 5/16"	1700419
14 Flat Washer - 1-1/4" x 1-7/8"	1702890
15 Retaining Ring - 1-1/4"	1702888
16 Cap Plug	1704892
17 Lower Flex Arm w/Warning Decals - Rear	1121294
18 Carriage Bolt - 5/16" x 2-1/2" - GR5	1701455
19 Bellow Plate - Square Holes	1121414
20 End Fitting	1704891
21 Bellow Plate - Round Holes	1121413
22 Flanged Nylon Lock Nut - 5/16"	1704931
23 Flex Arm Joint	1706825
24 Arm Bellow	1704775
25 Upper Flex Arm - Bearing	1121293
Upper Flex Arm - Bearing - 3"	*1124796
26 Shoulder Bolt - 3/8" x 2" Thread x 5/16" x 1/2"	1704943
27 Bearing Mount Box	1121430
Bearing Mount Box - 3"	*1123248
28 Rear Arm Bearing Ring	1704942
Rear Arm Bearing Ring - 3"	*1705160
29 Blind Rivet - 3/16"	**1706103

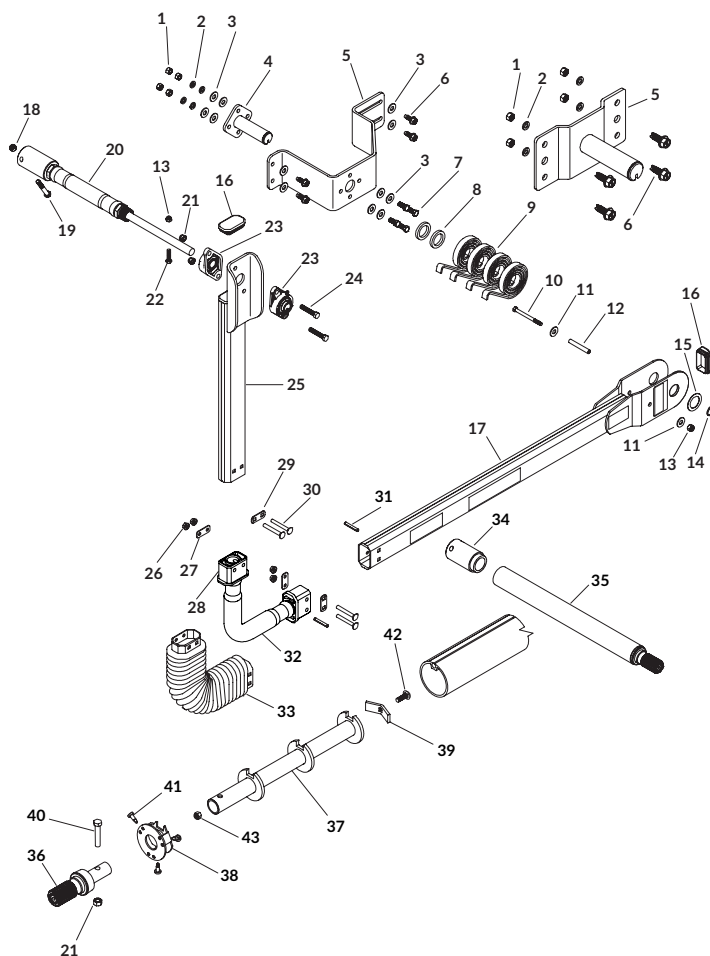
*Used with 3" roll tubes.

**Used with both 2" and 3" roll tubes.

REAR SIDE HINGE ASSEMBLIES

DESCRIPTION		P/N
KITS & HARDWARE		
Rear Flex Arm Kit - Side Hinge - No Manual Override [Includes: B; C; 2; 22; 23; 24; 29; 31; 2 of A; 4 of 15]	1130902	
Pivot Mount Bracket Kit - 4" x 7-1/4" [Includes: D; 8; 12]	1132517	
Pivot Mount Bracket Kit - 4" x 9-1/4" [Includes: D; 8; 12]	1132518	
Flex Arm Joint Kit w/Alum. Fittings - 4500 HD [Includes: 31; 32; 2 of 26 & 27, 4 of 25 & 30]	1128831	
Manual Override Extension Kit [Includes: 33; 34]	1117022	
Manual Crank Kit - 3" [Includes: F; 28; 35; 36]	1122879	
A Flex Arm Joint Hdw [Includes: 26; 27; 2 of 25 & 30]	1121702	
B Spring Support Hdw [Includes: 16; 18; 19; 20; 21; 2 of 14 & 17]	1116926	
C Rear Flex Arm Hdw - Side Hinge [Includes: 1; 3; 4; 26 & 27; 2 of 25 & 28]	1121737	
D Pivot Bracket Hdw - 4" Vertical [Includes: 4 of 10; 8 of 5, 6 & 13; 12 of 7]	1116946	
E Pivot Bracket Hdw - Side Hinge [Includes: 4 of 11; 8 of 5, 6 & 13]	1117911	
F Drive Shaft Hdw - 3" [Includes: 11; 38; 39; 41; 42; 43; 3 of 40]	1131569	
PARTS		
1 Centerlock Hex Nut - 3/8"	1700418	
2 Roll Tube Bearing Pack	1117777	
3 Hex Head Cap Screw - 3/8" x 2-1/2"	1702573	
4 Spring Pin - 1/4" x 1-1/2"	1700445	
5 Hex Nut - 3/8"	1700407	
6 Lock Washer - 3/8"	1700434	
7 Flat Washer - 3/8"	1700429	
8 Pivot Pin - 4 Spring	1116920	
9 Pivot Mnt Bracket - 4" x 1-1/4"	1117767	
10 Spacer Washer - 1/4" x 1" OD x .406"	1120291	
11 Self-Tapping Screw - 3/8" x 1"	1700400	
12 Pivot Mnt Bracket - 4" x 7-1/4"	1116919	
Pivot Mnt Bracket - 4" x 9-1/4"	1117031	
Pivot Mnt Bracket - 4" x 10-1/4"	1129155	
13 Hex Head Cap Screw - 3/8" x 1-1/4"	1702891	
Hex Head Cap Screw - 3/8" x 3"	1700371	
14 Spacer Washer - 1/4" x 1.81 OD x 1.28"	1118318	
15 Spiral Torsion Spring	1111027	
16 Hex Head Cap Screw - 5/16" x 3-1/2"	1201022	
17 Flat Washer - 5/16"	1700428	
18 Spacer Tube - .35" x 2-5/8"	1117033	
19 Nylon Lock Hex Nut - 5/16"	1700419	
20 Flat Washer - 1-1/4" x 1-7/8"	1702890	
21 Retaining Ring - 1-1/4"	1702888	
22 Cap Plug	1704892	
23 Lower Flex Arm w/Warning Decals - Rear	1121294	
24 Upper Flex Arm Joint - Side Hinge	1121680	
25 Flanged Nylon Lock Nut - 5/16"	1704931	
26 Bellow Plate - Round Holes	1121413	
27 Bellow Plate - Square Holes	1121414	
28 Carriage Bolt - 5/16" x 2-1/4" - GR5	1704971	
29 Upper Flex Arm - Side Hinge	1121738	
30 Carriage Bolt - 5/16" x 2-1/2" - GR5	1701455	
31 Lower Flex Arm Joint - Side Hinge	1121679	
32 Arm Bellow	1704775	
33 Manual Override Spline Connector	1117020	
34 Manual Override Spline Assy	1117023	
35 Manual Crank Spline - 3"	1121111	
36 Rear Cartridge	1121039	
37 Roll Tube End Cap - Rear	1121040	
38 Cartridge Clamp	1118194	
39 Hex Head Cap Screw - 3/8" x 2"	1704264	
40 Self-Drilling Screw - 1/4" x 1"	1705198	
41 Carriage Bolt - 5/16" x 1" - GR5	1704237	
42 Nylon Lock Nut - 5/16"	1704297	
43 Nylon Lock Nut - 3/8"	1701580	



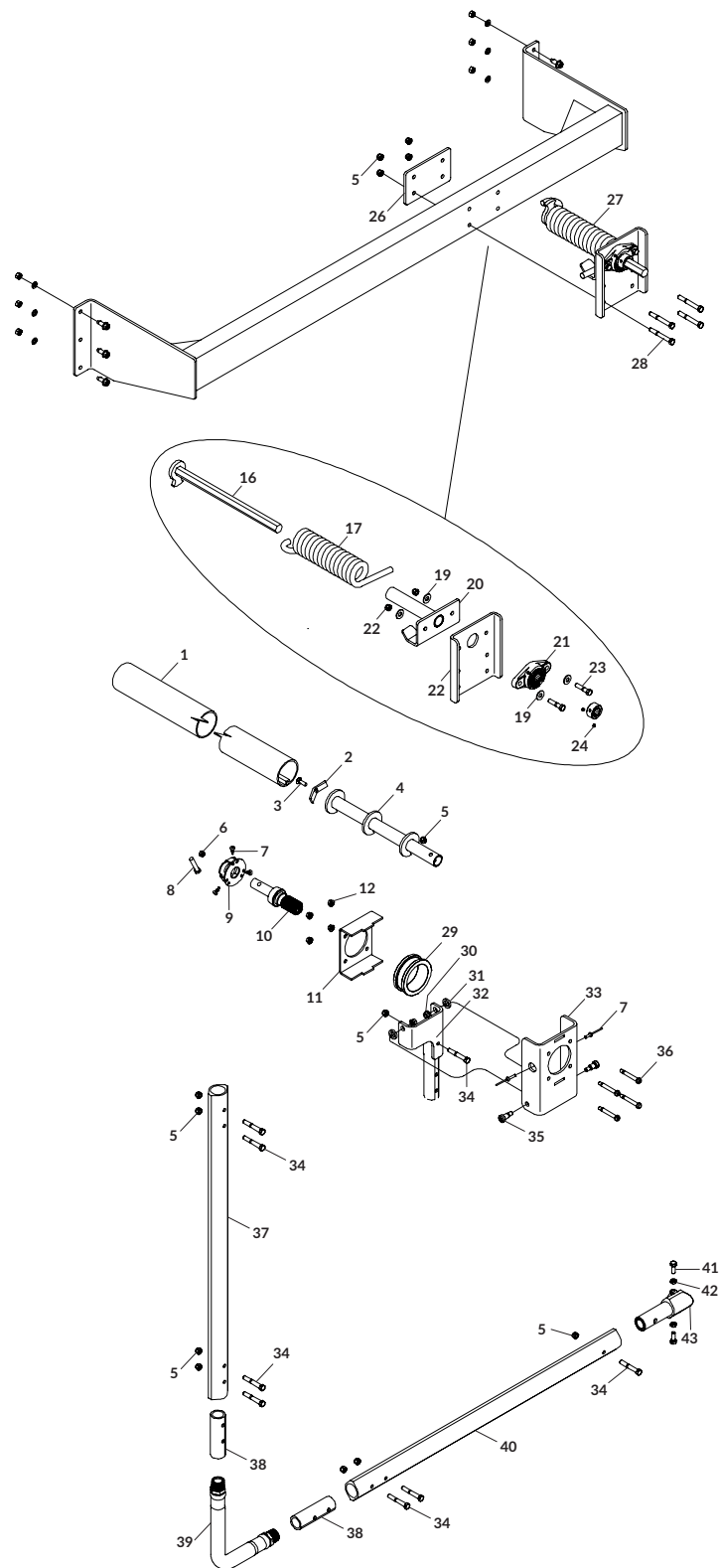


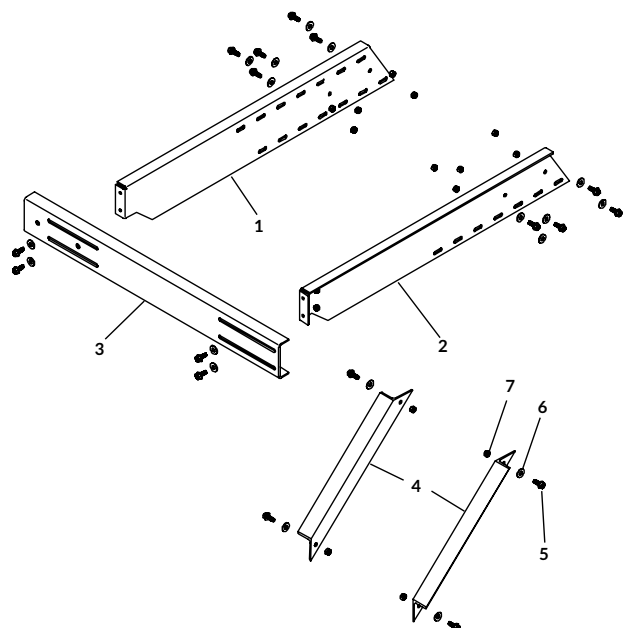
REAR TOP HINGE ASSEMBLIES

DESCRIPTION	P/N
KITS & HARDWARE	
Rear Flex Arm Kit - Top Hinge No Manual Override [Includes: B; C; 17; 20; 25; 28; 32; 33; 34; 2 of A; 4 of 9]	1126477
Pivot Mount Bracket Kit - 4" x 7-1/4" [Includes: D; 4; 5]	1132517
Pivot Mount Bracket Kit - 4" x 9-1/4" [Includes: D; 4; 5]	1132518
Flex Arm Joint Kit w/Alum. Fittings - 4500 HD [Includes: 33; 34; 2 of 27, 28 & 29]	1128831
Manual Override Extension Kit [Includes: 34; 35]	1117022
Manual Crank Kit - 3" [Includes: F; 36; 37; 38]	1122879
A Flex Arm Joint Hdw [Includes: 27; 29; 2 of 26 & 30]	1121702
B Spring Support Hdw [Includes: 10; 12; 13; 14; 15; 2 of 8 & 11]	1116926
C Extension Hdw - Gate Flex™ [Includes: 13; 18; 19; 22; 28; 31; 2 of 16, 21, 23 & 24]	1121736
D Pivot Bracket Hdw - 4" Vertical [Includes: 8 of 1, 2 & 7; 12 of 3]	1116946
E Pivot Bracket Hdw - End Dump [Includes: 4 of 6 & 7; 8 of 1 & 2; 12 of 3]	1117007
F Drive Shaft Hdw - 3" [Includes: 6; 21; 24; 39; 42; 43]	1131569
PARTS	
1 Hex Nut - 3/8"	1700407
2 Lock Washer - 3/8"	1700434
3 Flat Washer - 3/8"	1700429
4 Pivot Pin - 4 Spring	1116920
5 Pivot Mnt Bracket - 4" x 7-1/4"	1116919
Pivot Mnt Bracket - 4" x 9-1/4"	1117031
Pivot Mnt Bracket - 4" x 10-1/4"	1129155
Pivot Bracket - Sloped - Gate Flex™	1116994
6 Self-Tapping Screw - 3/8" x 1"	1700400
7 Hex Head Cap Screw - 3/8" x 1-1/4"	1702891
8 Spacer Washer - 1/4" x 1.81 OD x 1.28"	1118318
9 Spiral Torsion Spring	1111027
10 Hex Head Cap Screw - 5/16" x 3-1/2"	1201022
11 Flat Washer - 5/16"	1700428
12 Spacer Tube - .35" x 2-5/8"	1117033
13 Nylon Lock Hex Nut - 5/16"	1700419
14 Retaining Ring - 1-1/4"	1702888
15 Flat Washer - 1-1/4" x 1-7/8"	1702890
16 Cap Plug	1704892
17 Lower Flex Arm w/Warning Decals - Rear	1121294
18 Centerlock Hex Nut - 3/8"	1700418
19 Hex Head Cap Screw - 3/8" x 2-1/2"	1702573
20 Gate Flex™	1116990
Gate Flex™ - Long	1118534
21 Nylon Lock Nut - 3/8"	1701580
22 Hex Head Cap Screw - 5/16" x 1 1/2"	1703487
23 Flange Bearing - 20mm - 2 Bolt	1704703
24 Hex Head Cap Screw - 3/8" x 2"	1704264
25 Upper Flex Arm - Gate Flex™	1121649
26 Flanged Nylon Lock Nut - 5/16"	1704931
27 Bellow Plate - Round Holes	1121413
28 End Fitting	1704891
End Fitting - Aluminum	1706260
29 Bellow Plate - Square Holes	1121414
30 Carriage Bolt - 5/16" x 2-1/2" - GR5	1701455
31 Spring Pin - 1/4" x 1-3/4"	1701360
32 Lower Flex Arm Joint - Top Hinge	1121655
33 Arm Bellow	1704775
34 Manual Override Spline Connector	1117020
35 Manual Override Spline Assy	1117023
36 Manual Crank Spline - 3"	1121111
37 Rear Cartridge	1121039
38 Roll Tube End Cap - Rear	1121040
39 Cartridge Clamp	1118194
40 Hex Head Cap Screw - 3/8" x 2"	1704264
41 Self-Drilling Screw - 1/4" x 1"	1705198
42 Carriage Bolt - 5/16" x 1" - GR5	1704237
43 Nylon Lock Nut - 5/16"	1704297

REAR HINGE HI-LIFT ASSEMBLIES

DESCRIPTION	P/N
KITS & HARDWARE	
Rear Flex Arm Assy - 43" Hinge - 3" [Includes: 11; 29; 32; 33; 37; 39; 40; 43; 2 of 30, 31, 35, 38, 41 & 42; 4 of 12 & 36; 8 of 5 & 34]	1123250
Rear Flex Arm Assy - 43" Hinge [Includes: 11; 29; 32; 33; 37; 39; 40; 43; 2 of 30, 31, 35, 38, 41 & 42; 4 of 12 & 36; 8 of 5 & 34]	1123240
Rear Flex Arm Assy - 18" Hinge - 3" [Includes: 11; 29; 32; 33; 37; 39; 40; 43; 2 of 30, 31, 35, 38, 41 & 42; 4 of 12 & 36; 8 of 5 & 34]	1123343
Rear Flex Arm Assy - 18" Hinge [Includes: 11; 29; 32; 33; 37; 39; 40; 43; 2 of 30, 31, 35, 38, 41 & 42; 4 of 12 & 36; 8 of 5 & 34]	1123342
Manual Crank Kit - 3" [Includes: 2; 3; 4; 5; 6; 8; 9; 10; 15; 3 of 7]	1122879
PARTS	
1 Alum Roll Tube - 3" x 12'	1118639
Alum Roll Tube - 3" x 16'	1704439
Alum Roll Tube - 3" x 20'	1704398
Alum Roll Tube - 3" x 24'	1704236
2 Cartridge Clamp	1118194
3 Carriage Bolt - 5/16" x 1" - GR5	1704237
4 Rear Cartridge	1121039
5 Nylon Lock Nut - 3/8"	1701580
6 Nylon Lock Nut - 5/16"	1704297
7 Self-Drilling Screw - 1/4" x 1"	1705198
8 Hex Head Cap Screw - 3/8" x 2"	1704264
9 Roll Tube End Cap - Rear	1121040
10 Manual Crank Spline - 1" Shaft - 3"	1121111
11 Bearing Mount Box - 3"	1123248
Bearing Mount Box	1121430
12 Flanged Nylon Lock Nut - 5/16"	1704931
13 Hex Nut - 3/8"	1700407
14 Lock Washer - 3/8"	1700434
15 Self-Tapping Screw - 3/8" x 1"	1700400
16 Spring Shaft - 14-7/8" x 7/8" Hex w/Hole	1123253
17 Torsion Spring 15-Coil	1800072
18 Nylon Lock Hex Nut - 5/16"	1700419
19 Flat Washer - 3/8"	1700429
20 Spring Retainer Weldment	1118955
21 Flange Bearing - 7/8" Hex	1704456
22 Spring Pivot Mounting Bracket	1123254
23 Hex Head Cap Screw - 3/8" x 1-3/4"	1700369
24 Locking Collar - 7/8"	1704489
25 Beam - 14-3/4" x 65"	1123257
Beam - 14-3/4" x 84"	1123337
26 Spring Pivot Backer Plate	1123255
27 Rear Spring Assy	1123256
28 Hex Head Cap Screw - 3/8" x 3"	1700371
29 Rear Arm Bearing Ring - 3"	1705160
Rear Arm Bearing Ring	1704942
30 Top Lock Flange Nut - 3/8"	1701283
31 Upper Arm Spacer	1120677
32 Upper Arm Connector - 43" Hinge - 3"	1123249
Upper Arm Connector - 18" Hinge - 3"	1124949
Upper Arm Connector	1123242
33 Bearing Mount Bracket - 3"	1123247
Bearing Mount Bracket	1123241
34 Hex Head Cap Screw - 3/8" x 2-1/2"	1702573
35 Shoulder Bolt - 3/8" x 1/2"	1704778
36 Shoulder Bolt - 3/8" x 2" Thread x 5/16" x 1/2"	1704943
37 Upper Flex Arm - 38"	1123244
Upper Flex Arm - 18"	1123341
38 Flex Joint Connector	1123245
39 Flex Arm Joint - 18"	1704048
40 Lower Flex Arm - 38"	1123246
Lower Flex Arm - 42"	1123344
41 Hex Head Cap Screw - 3/8" x 1"	1701061
42 Hex Jam Nut - 3/8"	1701062
43 Spring Pivot Connector - Hex Shaft	1704471

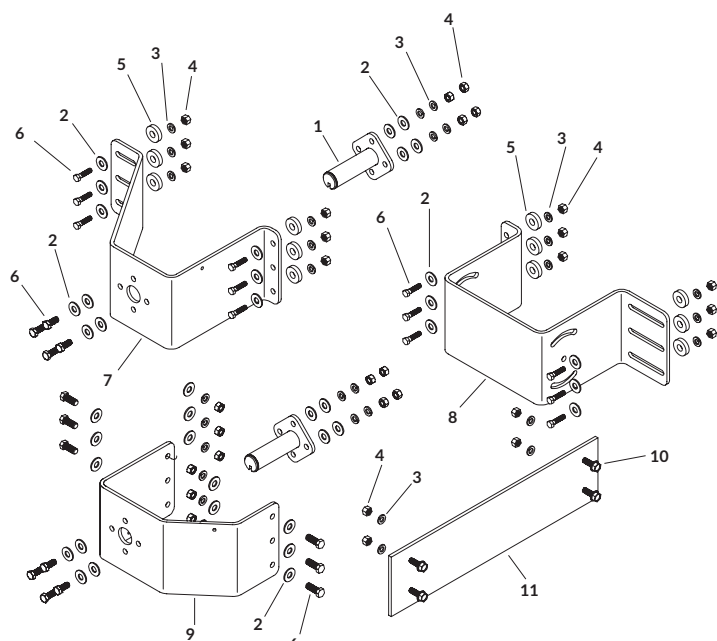




FRONT MOUNT BRACKETS

DESCRIPTION	P/N
KITS & HARDWARE	
Front Mount Kit - Sloped [Includes: A, 1, 2, 3, 2 of 4]	1113002
A Extension Bracket Hdw [Includes: 16 of 6 & 7; 20 of 5]	1112992
PARTS	
1 Universal Extension Bracket - R	1113306
2 Universal Extension Bracket - L	1113307
3 Front Mtg Bracket - Sloped	1112178
4 Extended Extension Support Bracket	1112310
5 Self-Tapping Screw - 3/8" x 1"	1700400
6 Flat Washer - 3/8"	1700429
7 Centerlock Hex Nut - 3/8"	1700418

*For sloped trailers in conjunction with vertical pivot mount brackets to help mount on vertical surface. Typically used on end dumps.



PIVOT MOUNT BRACKETS

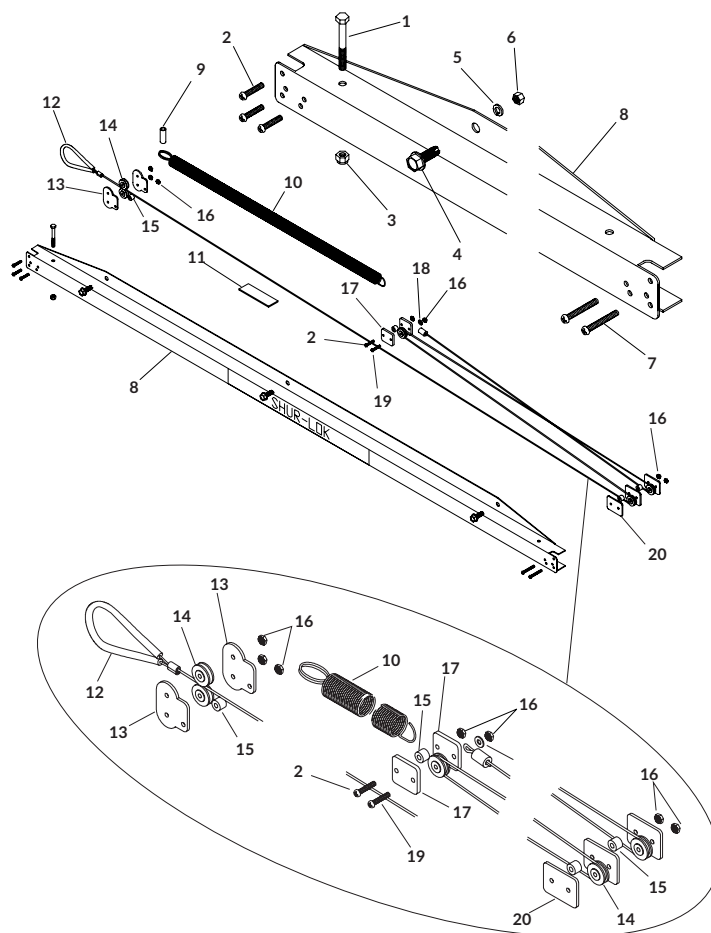
DESCRIPTION	P/N
KITS & HARDWARE	
Pivot Mnt Bracket Kit - 6" x 7-1/4" [Includes: A; 1; 7]	1132515
Pivot Mnt Bracket Kit - 6" x 9-1/4" [Includes: A; 1; 7]	1132516
Pivot Mnt Bracket Kit - 6" x 6" Standoff [Includes: B; 1; 8; 9]	1132519
Pivot Mnt Bracket Kit - 6" x 8" Standoff [Includes: B; 1; 8; 9]	1132520
A Pivot Bracket Hdw - 6" Vertical [Includes: 6 of 5; 10 of 6, 3 & 4; 14 of 2]	1121579
B Pivot Bracket Hdw - 6" Sloped [Includes: 6 of 5; 16 of 6, 3 & 4; 26 of 2]	1121580
PARTS	
1 Pivot Pin - 4 Spring	1116920
2 Flat Washer - 3/8"	1700429
3 Lock Washer - 3/8"	1700434
4 Hex Nut - 3/8"	1700407
5 Spacer Washer - 1/4" x 1" OD x .406"	1120291
6 Hex Head Cap Screw - 3/8" x 1-1/4"	1702891
7 Pivot Mnt Bracket - 6" x 7-1/4"	1121582
Pivot Mnt Bracket - 6" x 9-1/4"	1121578
Pivot Mnt Bracket - 6" x 10-1/4"	1124678
Pivot Mnt Bracket - 6" x 12-1/4"	1121517
8 Pivot Mnt Bracket - 6" x 6" - Sloped	1121993
Pivot Mnt Bracket - 6" x 8" - Sloped	1121994
Pivot Mnt Bracket - 6" x 10" - Sloped	*1121995
9 Pivot Bracket - Sloped 6"	1121992
10 Self-Tapping Screw - 3/8" x 1"	1700400
11 Pivot Backer Plate - 7" x 16"	1121583
Pivot Backer Plate - 7" x 20"	1121584
Pivot Backer Plate - 7" x 24"	1122040

*Used on trailers with long, flat sloped front or rear.

RETURNS - HEAVY-DUTY REAR CABLE

DESCRIPTION	P/N
KITS & HARDWARE	
HD Rear Cable Return Kit [Includes: A; 1; 8; 9; 10; 11; 12; 18; 19; 2 of 7, 13 & 17; 3 of 20; 4 of 2 & 15; 5 of 14; 7 of 16]	1113025
HD Rear Cable Return Kit - 3" [Includes: A; 1; 8; 9; 10; 11; 12; 18; 19; 2 of 7, 13 & 17; 3 of 20; 4 of 2 & 15; 5 of 14; 7 of 16]	*1124868
A Cable Return Mtg Hdw [Includes: 3 of 4, 5 & 6]	1111469
PARTS	
1 Hex Head Cap Screw - 1/4" x 2-1/4"	1702672
2 Machine Screw - #10-24 x 1"	1702654
3 Nylon Lock Hex Nut - 1/4"	1701543
4 Self-Tapping Screw - 3/8" x 1"	1700400
5 Lock Washer - 3/8"	1700434
6 Hex Nut - 3/8"	1700407
7 Machine Screw - #10-24 x 1-1/2"	1702656
8 Universal Cable Return Housing	1114728
9 Spacer Washer - 1-9/16"	1131010
10 Heavy-Duty Extension Spring	1702896
11 Velcro® Hook - 1" x 4"	1115206
12 Cable w/Return Strap	1114582
Cable w/Return Strap - 3"	*1124870
13 Front Retainer Plate	1114691
14 Pulley - 1/16" Cable Groove	1703006
15 Plastic Spacer - 3/8"	1111056
16 Machine Screw w/Washer - #10-24	1702653
17 Rope Block Retainer Plate	1112997
18 Flat Washer - #10	1111054
19 Machine Screw - #10-24 x 1-1/4"	1702655
20 Rear Retainer Plate	1110913

*Used with 3" roll tubes.

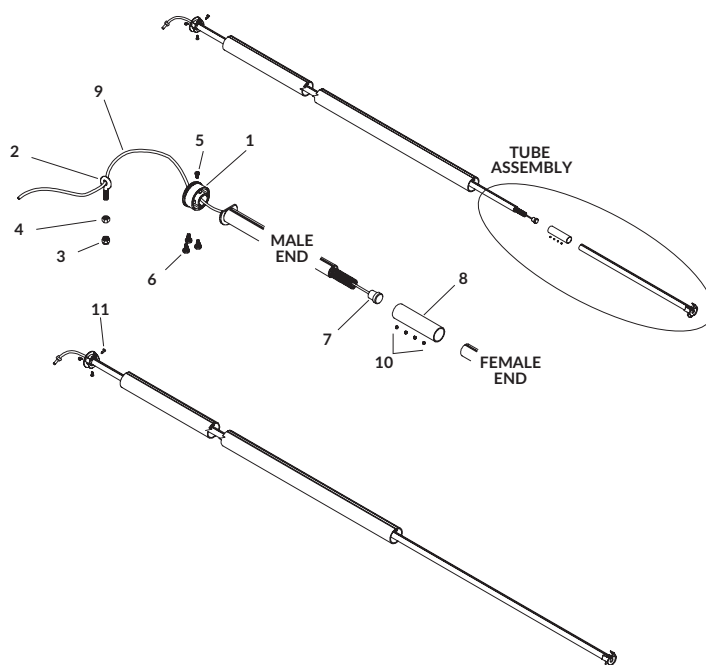


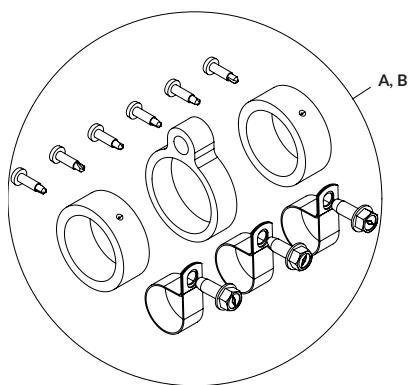
RETURNS - HEAVY-DUTY REAR SHUR-RETURN™

DESCRIPTION	P/N
KITS & HARDWARE	
HD Shur-Return™ Kit [Includes: A & Tube Assy]	*1125119
HD 2-Piece Shur-Return™ Kit [Includes: A; 7; 8; 9; 4 of 11 & Tube Assy]	*1125121
HD Shur-Return™ Kit - 3" [Includes: B & Tube Assembly]	* **1125123
HD 2-Piece Shur-Return™ Kit - 3" [Includes: B; 7; 8; 9; 4 of 11 & Tube Assy]	* **1125125
A Shur-Return™ Hdw [Includes: 1; 2; 3; 4; 5; 5 of 6]	1107128
B Shur-Return™ Hdw - 3" [Includes: 1; 2; 3; 4; 5; 3 of 11; 5 of 6]	**1124881
PARTS	
1 Nylon End Plug	1100138
2 Eyebolt Anchor - 5/16"	1700717
3 Nylon Lock Hex Nut - 5/16"	1700419
4 Hex Nut - 5/16"	1700411
5 Self-Drilling Screw - #10-16 x 1/2"	1704743
6 Self-Tapping Screw - 1/4" x 1/2"	1700736
7 Spring Retainer Plug	1100827
8 Connector Sleeve	1107879
9 Shur-Return™ Rope - 12'	1100826
10 Hex Socket Set Screw - #10-32 x 3/16"	1701423
11 Self-Drilling Screw - 1/4" x 1"	**1705198

*Additional over length shipping charges apply.

**Used with 3" roll tubes.

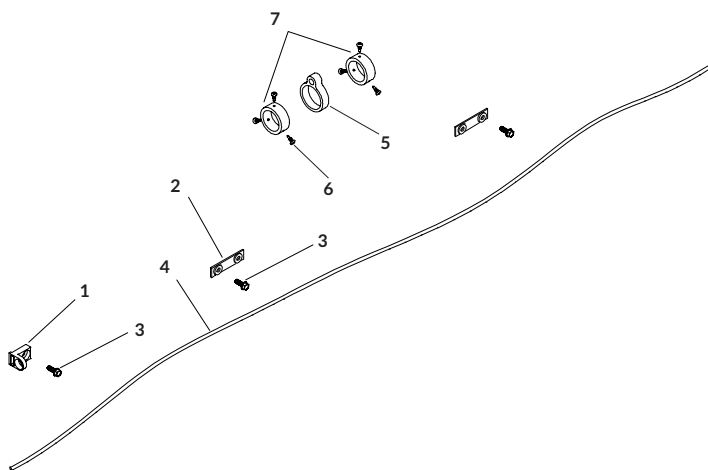


**RETURNS - SHUR-STRAP™**

DESCRIPTION	P/N
KITS & HARDWARE	
Shur-Strap™ Return Kit [Includes: A; 1]	*1127295
Shur-Strap™ Return Kit - 3" [Includes: B; 1]	* **1127491
A Shur-Strap™ Return Hdw	1127296
B Shur-Strap™ Return Hdw - 3"	**1127297
PARTS	
1 Shur-Strap™ Return Assy - 12'-7"	*1127286
2 Replacement Webbing w/Connector Link	1128566

*Additional over length shipping charges apply.

**Used with 3" roll tubes.

**RETURNS - SHOCK CORD ROLL RETURN**

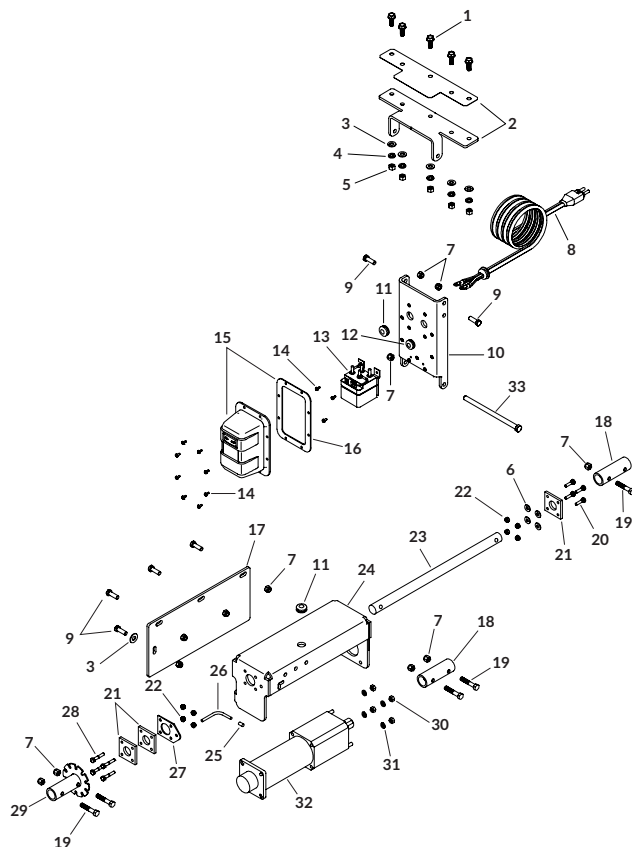
DESCRIPTION	P/N
KITS	
Shock Cord Roll Return Kit - 2" [Includes: 1; 2; 4; 5; 2 of 3 & 7; 6 of 6]	1114951
Shock Cord Roll Return Kit - 3" [Includes: 1; 2; 4; 5; 2 of 3 & 7; 6 of 6]	*1125583
PARTS	
1 Shock Cord Eye Bracket	1703445
2 Shock Cord Tie-Down Strap	1114948
3 Self-Tapping Screw - 3/8" x 1"	1700400
4 Shock Cord - 11-1/2"	1122332
5 Roll Tube Eye	1114947
Roll Tube Eye - 3"	*1705552
6 Self-Drilling Screw - 1/4" x 1"	1705198
7 Rear Arm Retaining Collar	1704352
Rear Arm Retaining Collar - 3"	*1122256

*Used with 3" roll tube.

HOPPER MOUNTING - KNOCK RAIL

DESCRIPTION	P/N
HARDWARE	
Hinge Bracket Hdw - Knock Rail [Includes: 2 of 9 & 19; 4 of 7; 5 of 1, 3, 4 & 5]	*1118253
PARTS	
1 Self-Tapping Screw - 3/8" x 1"	1700400
2 Replacement Hinge Bracket	1118439
3 Flat Washer - 3/8"	1700429
4 Lock Washer - 3/8"	1700434
5 Hex Nut - 3/8"	1700407
6 Flat Washer - 1/4"	1700427
7 Nylon Lock Nut - 3/8"	1701580
8 SMARTwire™ Plug x 1/4" Terminal - 6 Ga. x 10'	1704716
9 Hex Head Cap Screw - 3/8" x 1-1/8"	1702904
10 Intermediate Bracket - SMARTwire™	1120623
11 Rubber Grommet - 1/2" x 11/16"	1704270
12 Rubber Grommet w/Slot - 1/4" x 7/8"	1704722
13 Motor-Rev Solenoid 12V - 3 Pt Mnt - Black Wire	1705408
14 Hex Flange Cap Screw - #10-24 x 3/4"	1704367
15 ShurLink™ Rec Cover w/Gasket - ProTrap®	1131631
16 Solenoid Cover Gasket - 1/8"	1704309
Solenoid Cover Gasket - 1/4"	1705791
17 Rock Flap	1118436
18 Coupling - 1-3/8" x 4"	1118038
19 Hex Head Cap Screw - 3/8" x 2"	1704264
20 Hex Head Cap Screw - 1/4" x 1"	1700381
21 Flange Bearing	1118034
22 Nylon Lock Hex Nut - 1/4"	1701543
23 Manual Shaft	1118033
24 Motor Mount Bracket - L	1118026
Motor Mount Bracket - R	1119141
25 Protective Cap - 1/4" x 1/2"	1704276
26 ProTrap® Locking Pin	1118036
27 Lock Retainer	1118035
28 Hex Head Cap Screw - 1/4" x 1-1/2"	1700377
29 Locking Coupling	1118031
30 Hex Nut - 5/16"	1704389
31 Lock Washer - 5/16"	1700433
32 ProTrap® 150 Motor	1119072
ProTrap® 250 Motor	1118400
ProTrap® 350 Motor	1125713
33 Hex Head Cap Screw - 3/8" x 6-1/2"	1703178
34 Dielectric Connector Protector	1704378

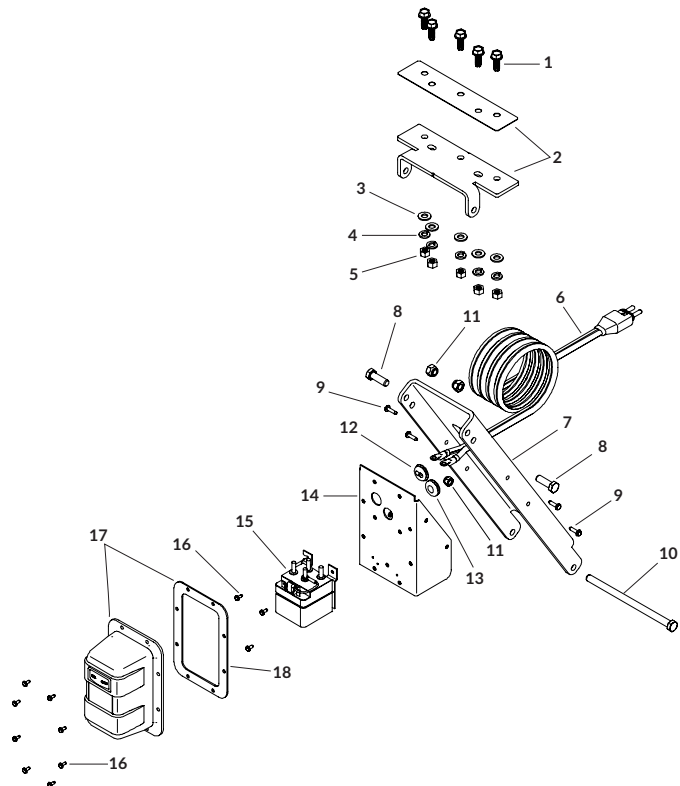
*Includes dielectric connector protector.



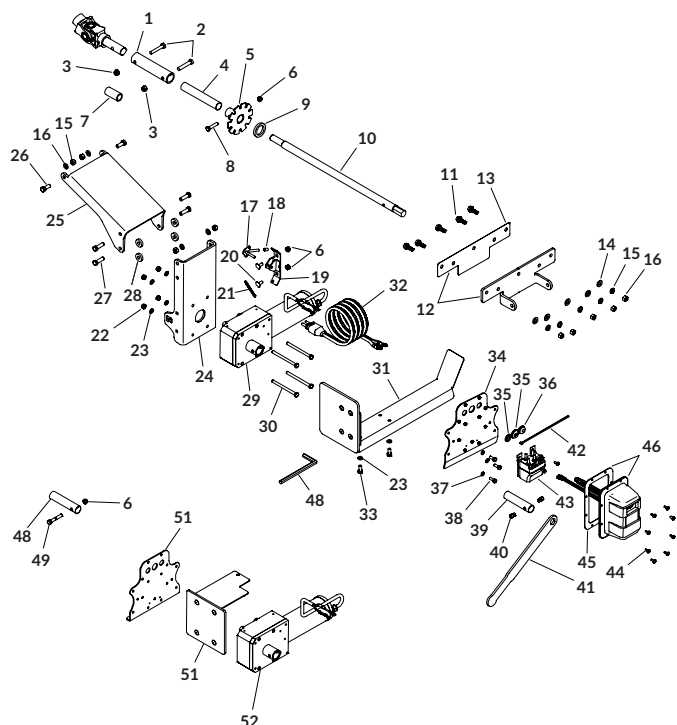
HOPPER MOUNTING - FRAME RAIL

DESCRIPTION	P/N
HARDWARE	
Hinge Bracket Hdw - Frame Rail [Includes 10; 2 of 8; 5 of 1, 3, 4, 5 & 11]	*1118569
PARTS	
1 Self-Tapping Screw - 3/8" x 1"	1700400
2 Replacement Hinge Bracket - Rail Mount	1119074
3 Flat Washer - 3/8"	1700429
4 Lock Washer - 3/8"	1700434
5 Hex Nut - 3/8"	1700407
6 SMARTwire™ Plug x 1/4" Terminal - 6 Ga. x 10'	1704716
7 Intermediate Bracket - Rail Mount	1118527
8 Hex Head Cap Screw - 3/8" x 1-1/8"	1702904
9 Hex Flange Cap Screw - #10-24 x 3/4"	1704367
10 Hex Head Cap Screw - 3/8" x 6-1/2"	1703178
11 Nylon Lock Nut - 3/8"	1701580
12 Rubber Grommet w/Slot - .094" x 7/8"	1704721
13 Rubber Grommet - 1/2" x 1-1/16"	1704818
14 Modular Control Bracket	1120701
15 Motor-Rev Solenoid 12V - 3 Pt Mnt - Black Wire	1705408
16 Flange Cap Screw - #10-24 x 1/2"	1704308
17 ShurLink™ Rec Cover w/Gasket - ProTrap®	1131631
18 Solenoid Cover Gasket - 1/8"	1704309
Solenoid Cover Gasket - 1/4"	1705791
19 Dielectric Connector Protector	1704378

*Includes dielectric connector protector.



HOPPER MOUNTING - KNOCK RAIL | FRAME RAIL

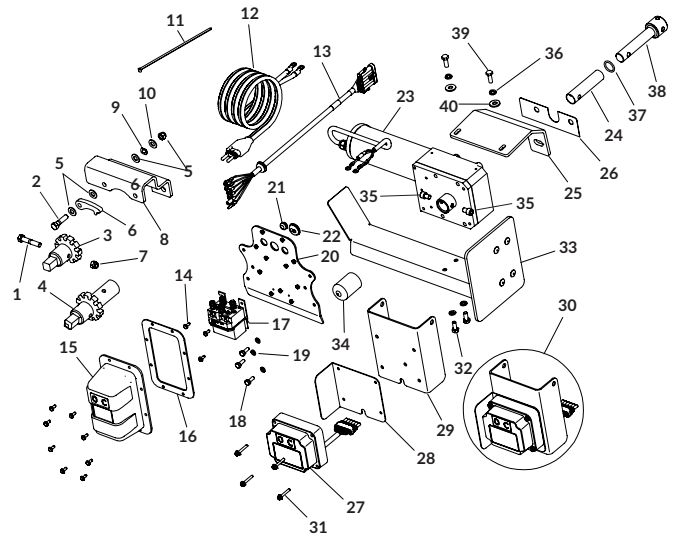


DESCRIPTION	P/N
HARDWARE	
Intermediate Bracket Hdw - Frame Rail [Includes 2 of 26; 4 of 27 & 28; 6 of 15 & 16]	*1123896
Hinge Bracket Hdw - Knock Rail [Includes 2 of 2 & 27; 4 of 3; 5 of 11, 14, 15 & 16]	1118253
PARTS	
1 Coupling - 1-3/8" x 6"	1123567
2 Hex Head Cap Screw - 3/8" x 2"	1704264
3 Nylon Lock Nut - 3/8"	1701580
4 Adapter Bushing	1705226
5 Manual Locking Gear	1123565
6 Nylon Lock Hex Nut - 5/16"	1700419
7 Shaft Adapter - 3/4" to 1"	1123569
8 Hex Head Cap Screw - 5/16" x 1 1/2"	1703487
9 Spacer Washer - 1/4" x 1.81 OD x 1.28"	1118318
10 Drive Shaft - 27"	1124697
11 Self-Tapping Screw - 3/8" x 1"	1700400
12 Replacement Hinge Bracket	1118439
13 Shim Insulator	1118277
14 Flat Washer - 3/8"	1700429
15 Lock Washer - 3/8"	1700434
16 Hex Nut - 3/8"	1700407
17 AutoTrap™ Locking Pin	1123557
18 Protective Cap - 1/4" x 1/2"	1704276
19 Locking Pin Bracket	1123554
20 Carriage Bolt - 5/16" x 3/4" - GR5	1705231
21 Extension Spring - 1-15/16"	1704904
22 Hex Nut - 5/16"	1700411
23 Lock Washer - 5/16"	1700433
24 AutoTrap™ Motor Mount Bracket	1123553
25 AutoTrap™ Intermediate Bracket - Rail Mount	1123895
26 Hex Head Cap Screw - 3/8" x 1"	1701061
27 Hex Head Cap Screw - 3/8" x 1-1/4"	1702891
28 Spacer Washer - 1/4" x 1" OD x .406"	1120291
29 AutoTrap™/MaxxTrap™ Motor	1124591
30 Hex Head Cap Screw - 5/16" x 4"	1705230
31 Universal Debris Deflector	1124858
32 SMARTwire™ Plug x 1/4" Terminal - 6 Ga. x 10'	1704716
33 Hex Head Cap Screw - 5/16" x 3/4"	1701045
34 Universal Modular Control Bracket	1124846
35 Rubber Grommet w/Slot - .094" x 7/8"	1704721
36 Push-In Rubber Grommet - 3/8" x 11/16"	1705115
37 Lock Washer - 1/4"	1700436
38 Hex Head Cap Screw - 1/4" x 3/4"	1703959
39 Motor Bushing - 4"	1705480
40 Soc Head Cap Screw - 3/8" x 1/2"	1705476
41 Crank Handle	1123568
42 Cable Tie - 8"	1703231
43 Motor-Rev Solenoid 12V - 3 Pt Mnt - Black Wire	1705408
44 Flange Cap Screw - #10-24 x 1/2"	1704308
45 Solenoid Cover Gasket - 1/8"	1704309
Solenoid Cover Gasket - 1/4"	1705791
46 ShurLink™ Rec Cover w/Gasket - AutoTrap™	1131635
47 Allen Wrench - 5/16" x 6"	1705479
48 Motor Bushing - 4"	*1705480
49 Hex Head Cap Screw - 5/16" x 2" - GR8	*1705083
50 Modular Control Bracket	*1123562
51 Debris Deflector	*1123563
52 AutoTrap™/MaxxTrap™ Motor Kit	*1129829

*Order these components if AutoTrap™ was purchased before 2016.

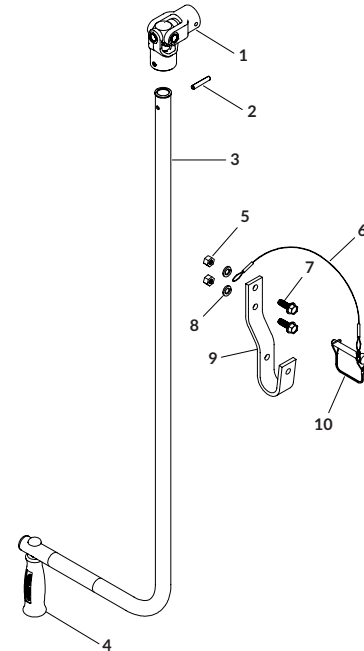
HOPPER MOUNTING

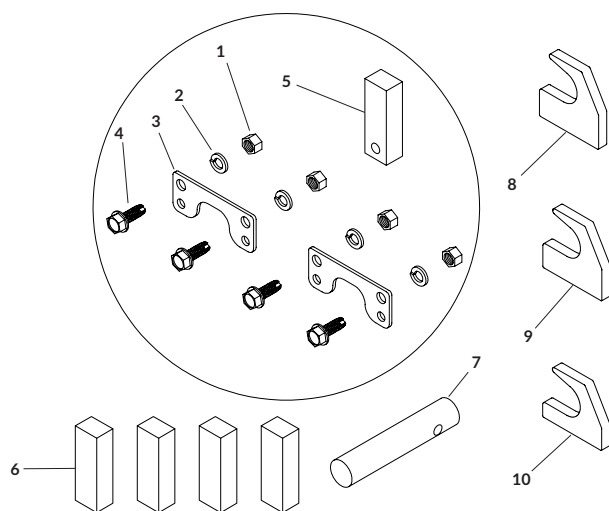
DESCRIPTION	P/N
HARDWARE	
Override Adapter Kit - 1"	1131533
PARTS	
1 Hex Head Cap Screw - 5/16" x 2" - GR8	1705083
2 Hex Head Cap Screw - 3/8" x 1-1/2"	1701434
3 Override Adapter - 1"	1705078
4 Override Coupling	1124587
5 Flat Washer - 3/8" - SAE	1701176
6 Manual Override Pawl	1705089
7 Nylon Lock Nut - 5/16"	1704297
8 Manual Override Bracket - Wilson RP2	1124583
Manual Override Bracket - Wilson G2	1124618
9 Stainless Wave Washer - 3/8"	1705087
10 Nylon Lock Nut - 3/8"	1701580
11 Cable Tie - 8"	1703231
12 SMARTwire™ Plug x 1/4" Terminal - 6 Ga. x 10'	1704716
13 Cable Assembly - 7'	1705257
14 Flange Cap Screw - #10-24 x 1/2"	1704308
15 Dummy Solenoid Cover	1122717
16 Solenoid Cover Gasket - 1/8"	1704309
Solenoid Cover Gasket - 1/4"	1705791
17 Motor-Rev Solenoid 12V - 3 Pt Mnt - Black Wire	1705408
18 Hex Head Cap Screw - 1/4" x 3/4"	1703959
19 Lock Washer - 1/4"	1700436
20 Universal Modular Control Bracket	1124846
21 Rubber Grommet - 3/8" x 1/2"	1705101
22 Rubber Grommet w/Slot - .094" x 7/8"	1704721
23 AutoTrap™/MaxxTrap™ Motor	1124591
24 Motor Bushing - 4"	1705480
25 Gearbox Mtg Bracket	1124449
Gearbox Mtg Bracket - Wilson	1124564
Gearbox Mtg Bracket - Wilson / GEM-L	1122795
Gearbox Mtg Bracket - Stoughton	1123460
Gearbox Mtg Bracket - Merritt	1125618
Gearbox Mtg Bracket - Maurer	1124628
26 Gearbox Shim Insulator	1124566
27 ShurLink™ Control Module - MaxxTrap™	1131667
28 Mud Guard	1122655
29 Modular Control Bracket	1124321
30 ShurLink™ Control Module w/Mtg Bracket	1131668
31 Flange Cap Screw - #10-24 x 1-1/2"	1705412
32 Hex Head Cap Screw - 5/16" x 3/4"	1701045
33 Universal Debris Deflector	1124858
34 Protective Cap - 1.3" ID - Black	1700789
35 Soc Head Cap Screw - 3/8" x 1/2"	1705476
36 Lock Washer - 5/16"	1700433
37 O-Ring - 7/8" ID x 1-1/8" OD	1705477
38 Drive Shaft - 5-3/4"	1705463
39 Hex Head Cap Screw - 3/8" x 1"	1705142
40 Flat Washer - 1/4"	1700427



CRANK ARMS | CRANK RETAINERS

DESCRIPTION	P/N
KITS	
Offset Crank Retainer Kit [Includes 6; 9; 10; 2 of 5, 7 & 8]	1101929
Offset Crank Retainer Hdw [Includes 6; 10; 2 of 5, 7 & 8]	1107062
MaxxTrap™ Override Crank [Includes: 1; 2; 3]	1122729
PARTS	
1 Econo U-Joint	1700527
2 Spring Pin - 1/4" x 1-1/2"	1700445
3 Crank Arm - 42"	1124947
4 Crank Handle (handle - washer - nut)	1116110
5 Hex Nut - 3/8"	1700407
6 Cable w/#5 Interlock Snap	1100574
7 Self-Tapping Screw - 3/8" x 1"	1700400
8 Lock Washer - 3/8"	1700434
9 Offset J-Hook Crank Retainer	1101930
10 Wire Lock Pin - 3/8" x 2-1/2"	1700526





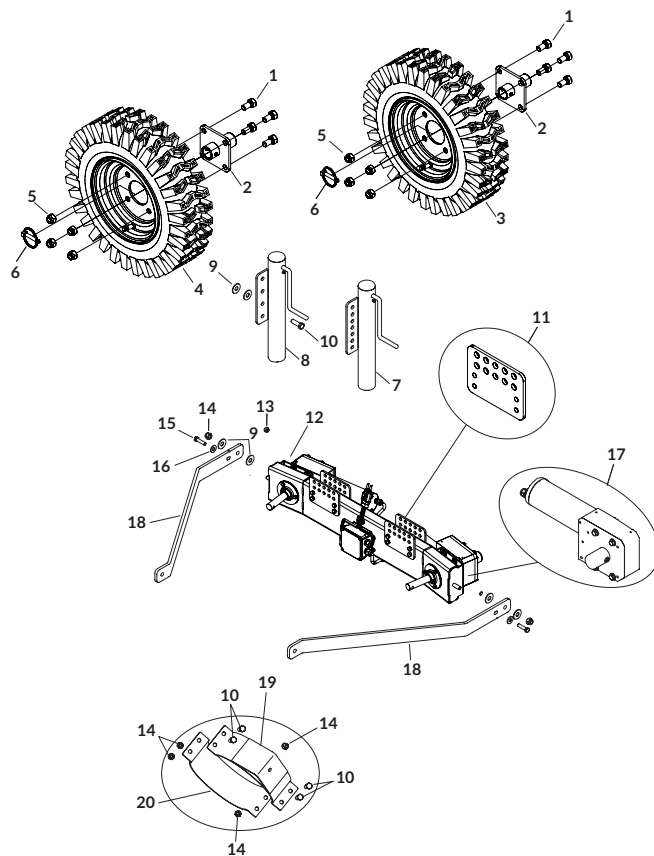
HOPPER RACK - STOPS

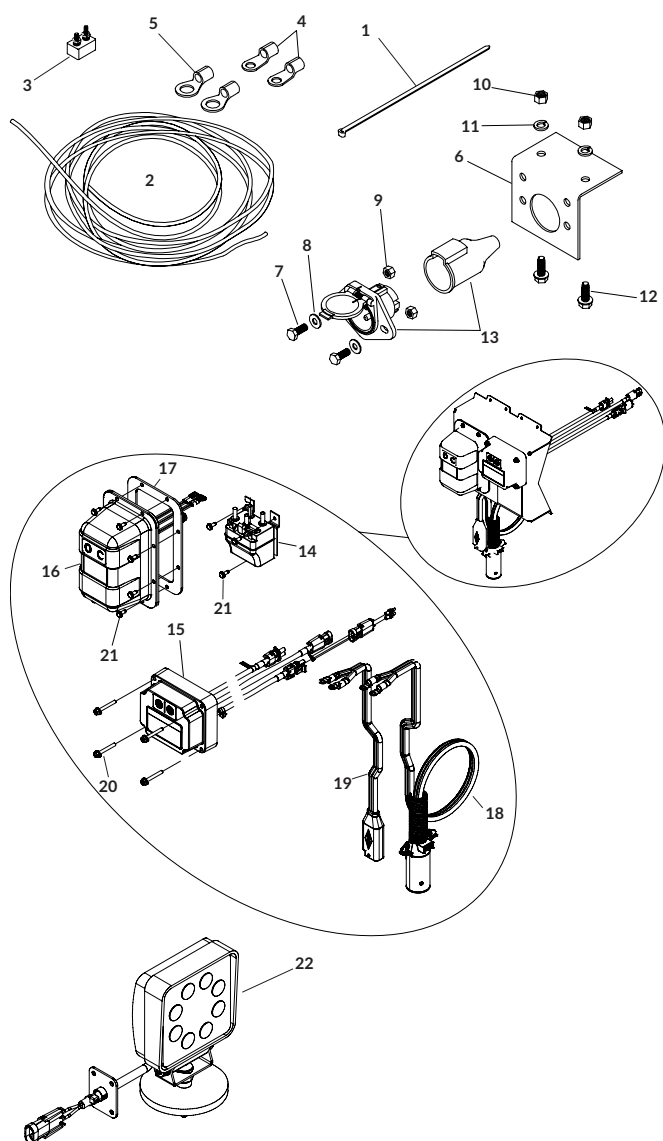
DESCRIPTION	P/N
FOR DAKOTA TRAILERS	
Hopper Parts Kit - Dakota	*1118337
1 Hex Nut - 3/8"	1700407
2 Lock Washer - 3/8"	1700434
3 Bearing Retainer	1118305
4 Self-Tapping Screw - 3/8" x 1"	1700400
5 Door Stop - 3" x 1" w/Hole	1118306
FOR TIMPTE TRAILERS	
Hopper Parts Kit - Timppte	*1118338
6 Door Stop - 3" x 1"	1118307
FOR CORNHUSKER TRAILERS	
Hopper Parts Kit - Cornhusker	*1118339
7 Adapter Shaft	1118308
FOR NEVILLE TRAILERS	
Hopper Parts Kit - Neville	*1118872
8 Stop Hook - 1" Tall	1120472
HIGH HOOKS	
Hopper Parts Kit - High	*1118870
9 Stop Hook - 1-1/8" Tall	1118585
HIGH & LOW HOOKS	
Hopper Parts Kit - High/Low	*1118871
10 Stop Hook - 1-1/8" Tall	1118745

*Includes Instructions

DRIVEMAXX™

DESCRIPTION	P/N
HARDWARE	
DriveMaxx™ Main Beam Assy [Includes 12; 2 of 17; 4 of 11]	1130023
Wheel Assy - Counterclockwise [Includes 2; 4; 6; 4 of 1 & 5]	1127230
Wheel Assy - Clockwise [Includes 2; 3; 6; 4 of 1 & 5]	1127234
Assy Hdw - DriveMaxx™ [Includes 2 of 13, 15, 16; 8 of 10; 12 of 14; 30 of 9]	1127278
Wheel Assy Hdw - DriveMaxx™ [Includes 2; 6; 4 of 1 & 5]	1131372
PARTS	
1 Hex Head Cap Screw - 1/2" x 1-1/2"	1702075
2 Wheel Hub	1127231
3 Wheel - Clockwise	1705966
4 Wheel - Counterclockwise	1705965
5 Nylon Lock Hex Nut - 1/2"	1702115
6 Lynch Pin - 5/16" x 1-3/4"	1701098
7 Jack - Dual	1128578
8 Jack - Single	1127235
9 Flat Washer - 1/2"	1705911
10 Cap Screw - 1/2" x 1-1/2"	1705920
11 Jack Mount Plate	1130025
12 DriveMaxx™ Main Beam	1130228
13 Nylon Lock Nut - 3/8"	1705918
14 Nylon Lock Nut - 1/2"	1705913
15 Cap Screw - 3/8" x 1-1/2"	1705910
16 Flat Washer - 3/8" - USS	1705921
17 AutoTrap™/MaxxTrap™ Motor	1124591
18 Drive Brace - 10" to 11"	1127464
Drive Brace - 11" to 12"	1127468
Drive Brace - 12" to 13"	1127229
Drive Brace - 13" to 14"	1127424
Drive Brace - 14" to 15"	1127273
Drive Brace - 15" to 16"	1127425
Drive Brace - 16" to 17"	1127274
Drive Brace - 17" to 18"	1127426
Drive Brace - 18" to 19"	1127275
Drive Brace - 19" to 20"	1128621
Drive Brace - 20" to 21"	1128622
19 Tube Band w/Jack Mount - 8"	1127291
Tube Band w/Jack Mount - 10"	1127250
Tube Band w/Jack Mount - 12"	1127252
Tube Band w/Jack Mount - 13"	1127293
Tube Band w/Jack Mount - 14"	1127254
Tube Band w/Jack Mount - 16"	1127256
20 Tube Band - 8"	1127282
Tube Band - 12"	1127247
Tube Band - 13"	1127283



**DRIVEMAXX™ ELECTRICS**

DESCRIPTION	P/N
HARDWARE	
ShurLink™ Rec Box - Non-Express [Includes: A; B; 2; 6; 13]	1131774
Tractor Wiring Kit - 40 Amp - Wireless - 30' [Includes: 3; 23; 2 of 4 & 5; 15 of 1]	1120823
A Breaker Hdw for Wireless - 6 Ga. x 40 Amp [Includes: 2 of 7; 8; 9; 10; 11 & 12]	1120855
B Dual-Cond Hdw	1109017
PARTS	
1 Cable Tie - 8"	1703231
2 Dual-Cond Wire - 6 Ga. - 30'	1118495
3 40-Amp Modified-Reset Circuit Breaker	1704354
4 Ring Terminal - 6 Ga. x #10 Stud - Motor/Breaker	1703245
5 Ring Terminal - 6 Ga. x 3/8" Stud - Battery	1703244
6 Conductor Plug Mtg (L) Bracket	1109015
7 Hex Head Cap Screw - 5/16" x 3/4"	1701045
8 Flat Washer - 1/4"	1700427
9 Top Lock Flange Nut - 5/16"	1704946
10 Hex Nut - 3/8"	1700407
11 Lock Washer - 3/8"	1700434
12 Self-Tapping Screw - 3/8" x 1"	1700400
13 HD Dual-Cond Socket w/Boot - Vertical Pin Motor-Rev Solenoid 12V - 3 Pt Mnt - Black Wire	1119557 1705408
15 ShurLink™ Control Module - Latching - On/Off w/Safety Lockout	1131658
16 ShurLink™ Rec Cover - Non-Express	1131674
17 Solenoid Cover Gasket - 1/8"	1704309
Solenoid Cover Gasket - 1/4"	1705791
18 Dual-Cond 6GA Wire Assy - 16'	1128684
19 SMARTwire™ Socket x 1/4" Terminal - 6 Ga. x 6'3"	1120817
20 Flange Cap Screw - #10-24 x 1-1/2"	1705412
21 Flange Cap Screw - #10-24 x 1/2"	1704308
22 Magnetic LED LiteALL™	1128572
23 Circuit Breaker Boot - Red	*1704411

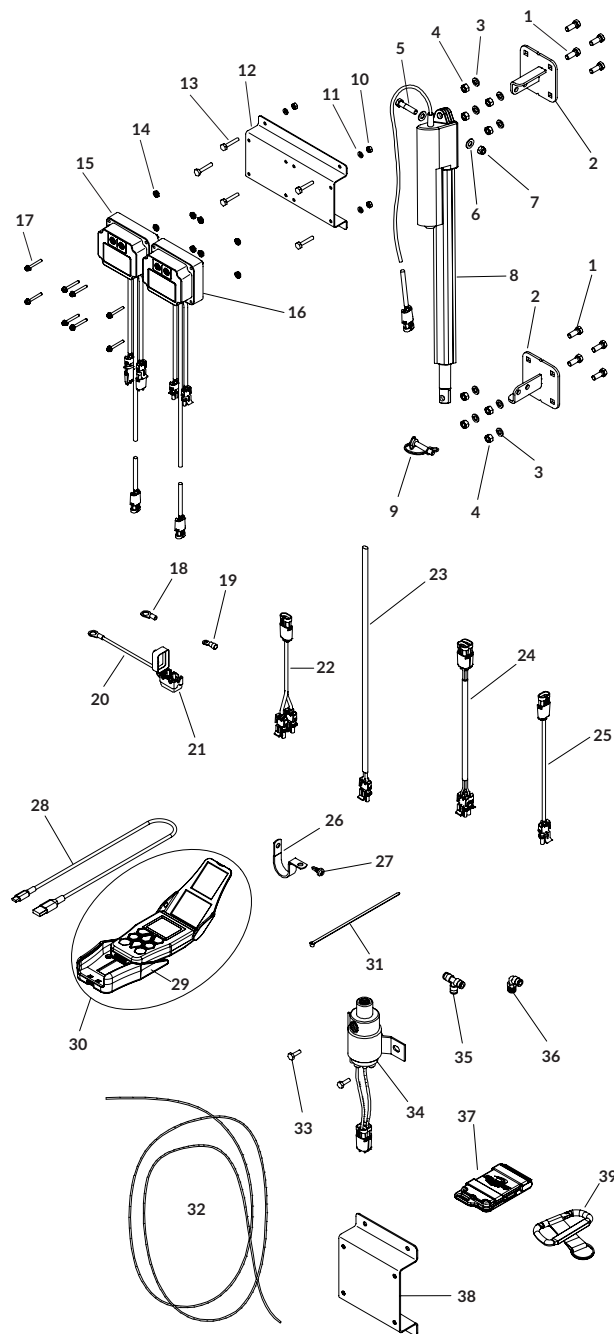
*These items are NOT shown in the drawing.

GATE & HOIST

	DESCRIPTION	P/N
HARDWARE		
	Air Fitting Hdw [Includes 4 of 35 & 36]	1124614
	Gate/Hoist Hdw [Includes A; 5; 7; 9; 2 of 6; 4 of 13, 27 & 33; 8 of 1, 3, 4, 10, 11, 14 & 17; 40 of 31]	1124615
A	Wire Retaining Hdw [Includes: 10 of 26 & 27]	1123212
PARTS		
1	Elevator Bolt - 3/8" x 1"	1705475
2	Actuator Mtg Bracket	1124588
3	Lock Washer - 3/8"	1700434
4	Hex Nut - 3/8"	1700407
5	Hex Head Cap Screw - 3/8" x 1-3/4"	1700369
6	Flat Washer - 3/8" - SAE	1701176
7	Nylon Lock Nut - 3/8"	1701580
8	Gate Actuator - 12 Stroke w/2-Post WeatherPack™	**1128354
9	Wire Lock Pin - 3/8" x 1-3/4"	1704427
10	Hex Nut - 1/4"	1700408
11	Lock Washer - 1/4"	1700436
12	Control Module Mtg Bracket	*1124231
13	Hex Head Cap Screw - 1/4" x 1"	1700381
14	Machine Screw w/Washer - #10-24	1702653
15	ShurLink™ Control Module - Momentary - Open/Closed	1131670
16	ShurLink™ Control Module - Momentary - Up/Down	1131671
17	Flange Cap Screw - #10-24 x 1-1/2"	1705412
18	Ring Terminal - 10-12 Ga. x 3/8" Stud	1705491
19	Ring Terminal - 10-12 Ga. x #10 Stud	1704173
20	Power Wire w/Circuit Breaker	1124613
21	6-Amp Modified-Reset Circuit Breaker	**1705513
22	Output Splitter w/WeatherPack™	1122705
23	Power Cable	1124454
24	Hoist Control Cable	1124455
25	Extension Cable w/WeatherPack™ - 18 Ga. - 20'	1122704
26	Wire Clip - 3/4" ID	1702108
27	Self-Tapping Screw - 1/4" x 1"	1704338
	Self-Drilling Screw - 1/4" x 3/4"	1700398
28	ShurLink™ Charging Cable USB - A-Male to C-Male - 3'	1706836
29	ShurLink PRO™ Remote Cradle	1131764
30	ShurLink PRO™ Remote w/Cradle/Charging Cable	1131575
31	Cable Tie - 8"	1703231
32	Air Brake Tube - 1/4" (per foot)	1705466
33	Hex Head Cap Screw - 1/4" x 1-1/2"	1704343
34	Solenoid Air Valve - 3 Way	1124867
35	Air Fitting - Union Tee - 1/4"	1705516
36	Air Fitting - 90° Male Elbow - 1/4"	1705515
37	ShurLink EZR™ Remote	1131576
38	Control Module Mtg Bracket	1125081
39	Carabiner Key Strap	1704569

*Optional; if ordered, use with items 10, 11 and 13.

**If (P/N 1128354) is purchased to be used with a non-Shurco product, then (P/N 1705513) MUST also be purchased or warranty for gate actuator is void.



FRONT ARM ASSEMBLIES

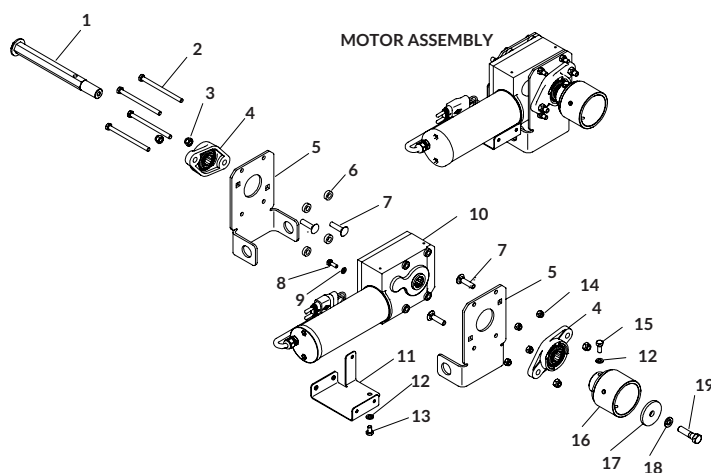
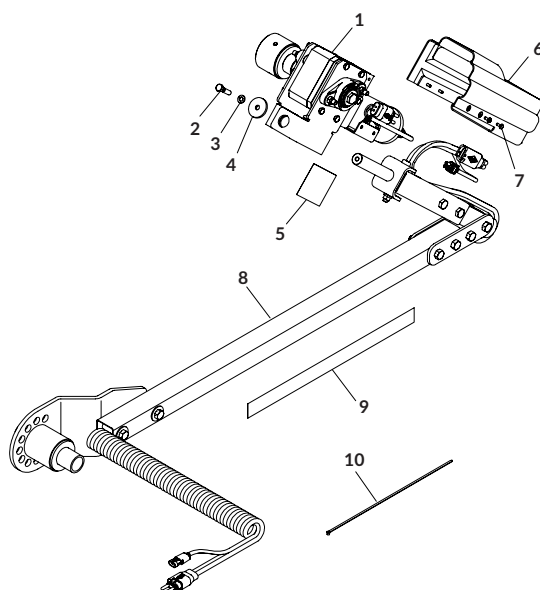
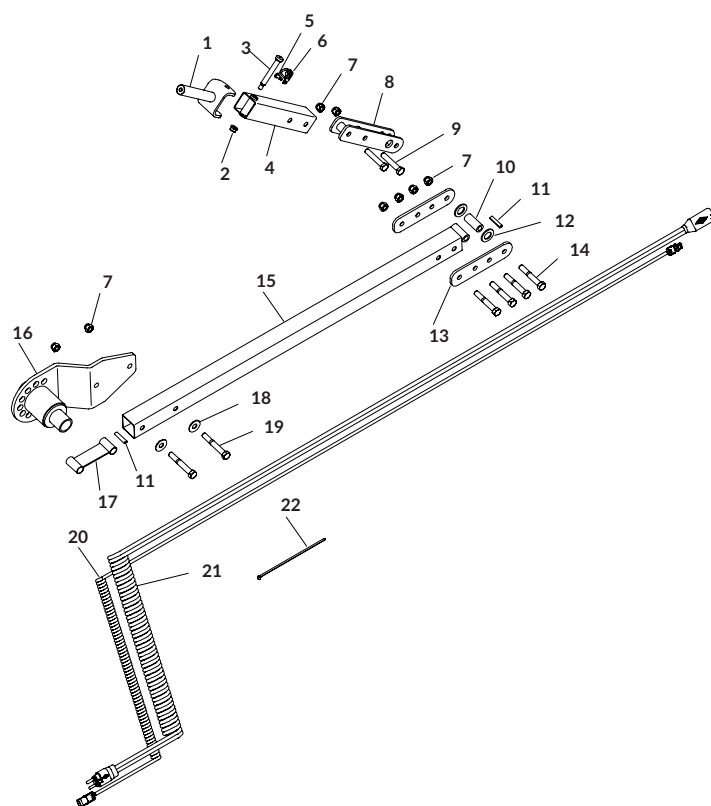
DESCRIPTION	P/N
KITS	
Front Arm Assy [Includes: 1; 2; 3; 4; 5; 6; 8; 15; 16; 17; 20; 21; 2 of 9, 10, 12, 13, 18 & 19; 3 of 22; 4 of 14; 8 of 7]	1126838
PARTS	
1 Upper Arm Universal	1126803
2 Flanged Nylon Lock Nut - 3/8"	1705916
3 Shoulder Bolt - 1/2" - 3/8" x 1/2" Thread	1705896
4 Upper Arm Tube	1126801
5 Self-Drilling Screw - 1/4" x 3/4"	1700398
6 Wire Clip - 3/4" ID	1702108
7 Nylon Lock Nut - 1/2"	1705913
8 Upper Hinge	1127008
9 Hex Head Cap Screw - 1/2" x 2-3/4"	1705915
10 Lower Arm Hinge Spacer	1127007
11 Edge Guard - 5/16" x 1-5/8"	1704396
12 Flat Washer - Bronze - 1/8" x 1-1/2"	1704810
13 Lower Arm Hinge Plate	1127006
14 Hex Head Cap Screw - 1/2" x 3-1/4"	1705914
15 Lower Arm Tube	1126977
16 Spring Pivot	1126794
17 Dog-Bone Spacer	1126813
18 Flat Washer - 1/2"	1705911
19 Hex Head Cap Screw - 1/2" x 3-1/2"	1705912
20 Encoder Wire Assy - 18 Ga. Coiled	1705876
21 SMARTwire™ Socket x Plug - 6 Ga. x Coiled	1126840
22 Cable Tie - 8"	1703231

FRONT ARM ASSEMBLIES W/MOTOR

DESCRIPTION	P/N
KITS	
Motor/Front Arm Assy [Includes: 1; 2; 3; 4; 5; 6; 8; 9; 2 of 10; 4 of 7]	1126841
Motor/Front Arm Assy - Rev Roll [Includes: 1; 2; 3; 4; 5; 6; 8; 9; 2 of 10; 4 of 7]	1126842
PARTS	
1 Motor Mount Assy	1126836
Motor Mount Assy - Rev Roll	1126837
2 Cap Screw - 3/8" x 1-1/2"	1705910
3 Lock Washer - 3/8"	1705909
4 Spring Catch Retaining Washer - Black	1126983
5 Motor Bracket Decal	1705878
6 Motor Cover Kit - IronSide II™	1126811
7 Flange Cap Screw - #10-24 x 1/2"	1704308
8 Front Arm Assy	1126838
Front Arm Assy - Rev Roll	1126839
9 Arm Decal	1705877
10 Cable Tie - 15"	1701058

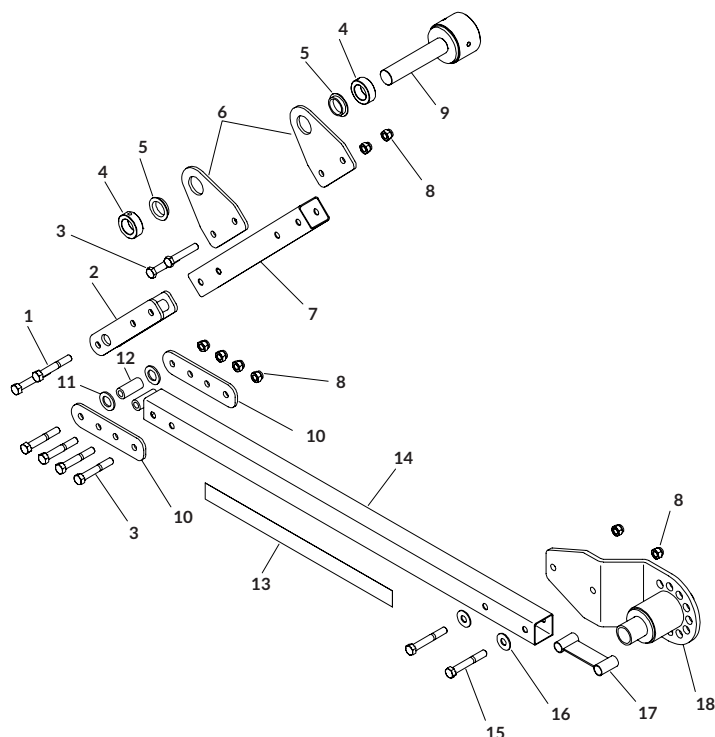
MOTOR MOUNT ASSEMBLIES

DESCRIPTION	P/N
KITS	
Motor Mount Assy [Includes: 1; 8; 9; 10; 11; 13; 15; 16; 17; 18; 19; 2 of 4, 5 & 12; 4 of 2, 3, 6, 7 & 14]	1126836
PARTS	
1 Drive Shaft Weldment	1127063
2 Cap Screw - 5/16" x 4-1/2"	1705895
3 Nylon Lock Nut - 3/8"	1705918
4 Flange Bearing - 7/8" Hex	1704456
5 Motor Mount Plate	1126805
6 Spacer Washer - 1/4" x .75" OD x .406"	1126812
7 Carriage Bolt - 3/8" x 1-1/2" - GR2	1705917
8 Hex Head Cap Screw - 1/4" x 3/4"	1703959
9 Lock Washer - 1/4"	1700436
10 Ironside II™/Apex™ Motor	1127091
11 Motor Mount Cover	1126809
12 Lock Washer - 5/16"	1700433
13 Hex Head Cap Screw - 5/16" x 1/2"	1703171
14 Nylon Lock Nut - 5/16"	1705919
15 Hex Head Cap Screw - 5/16" x 3/4"	1701045
16 Front Roll Tube Connector	1120738
17 Spring Catch Retaining Washer - Black	1126983
18 Lock Washer - 3/8"	1705909
19 Cap Screw - 3/8" x 1-1/2"	1705910



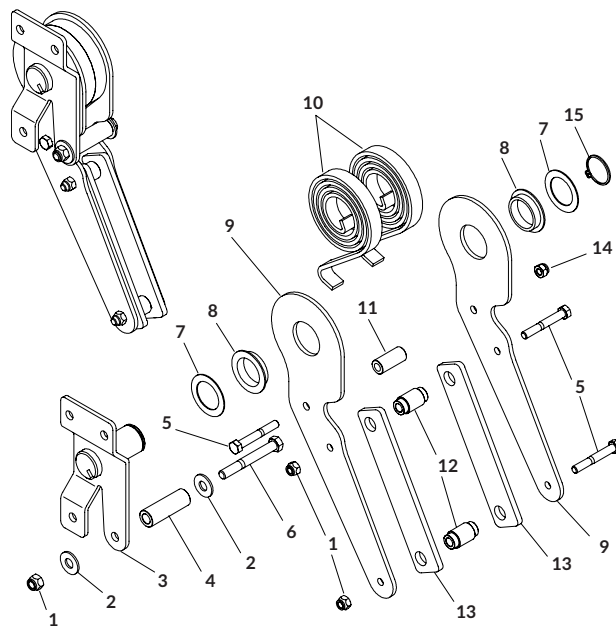
REAR ARM ASSEMBLIES

DESCRIPTION	P/N
KITS	
Rear Arm Assy [Includes: 2; 7; 9; 13; 14; 17; 18; 2 of 1, 4, 5, 6, 10, 11, 12, 15 & 16; 6 of 3; 10 of 8]	1126843
PARTS	
1 Hex Head Cap Screw - 1/2" x 2-3/4"	1705915
2 Upper Hinge	1127008
3 Hex Head Cap Screw - 1/2" x 3-1/4"	1705914
4 Locking Collar	1704807
5 Flange Bushing - 1.281" ID x 1.522" OD	1704468
6 Idler Shaft Bearing Plate - Black	1127009
7 Rear Upper Arm Tube - Black	1126976
8 Nylon Lock Nut - 1/2"	1705913
9 Rear Roll Tube Connector	1120736
10 Lower Arm Hinge Plate	1127006
11 Flat Washer - Bronze - 1/8" x 1-1/2"	1704810
12 Lower Arm Hinge Spacer	1127007
13 Arm Decal	1705877
14 Lower Arm Tube	1126977
15 Hex Head Cap Screw - 1/2" x 3-1/2"	1705912
16 Flat Washer - 1/2"	1705911
17 Dog-Bone Spacer	1126813
18 Spring Pivot	1126794



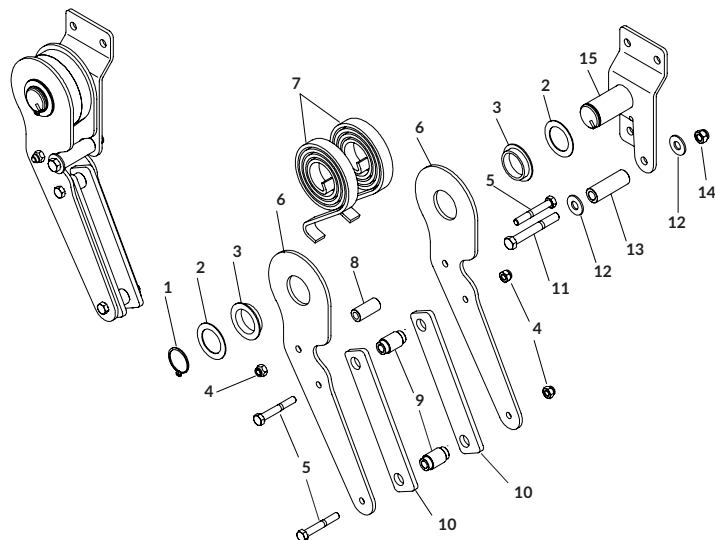
PUSH-OUT ASSEMBLIES - FRONT

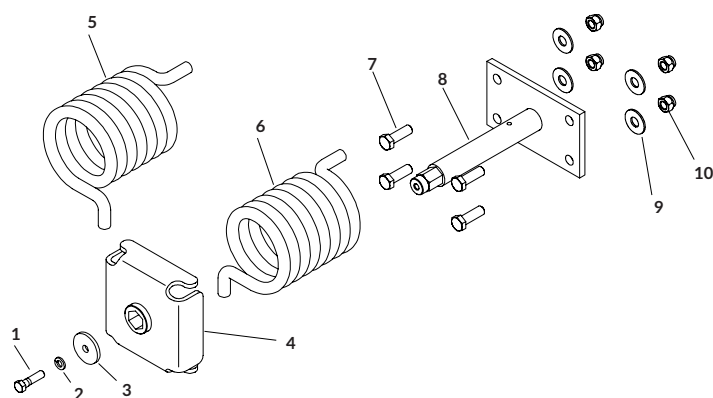
DESCRIPTION	P/N
KITS	
Push-Out Assy - Front [Includes: 1; 3; 4; 6; 9; 11; 12; 15; 2 of 2, 7, 8, 10 & 13; 3 of 5 & 14]	1127015
PARTS	
1 Nylon Lock Nut - 3/8"	1705918
2 Flat Washer - 3/8" - USS	1705921
3 Push-Out Pivot - Front	1127014
4 Push-Out Spring Catch	1120753
5 Cap Screw - 5/16" x 2-1/4"	1705923
6 Cap Screw - 3/8" x 3"	1705922
7 Flat Washer - 1-1/4" x 1-7/8"	1705925
8 Flange Bushing - 1.281" ID x 1.522" OD	1704468
9 Push-Out Plate - Black	1127010
10 Spiral Torsion Spring	1111027
11 Push-Out Stop Tube	1127011
12 Push-Plate Spacer - Black	1127012
13 Push-Out Wear Band	1120754
14 Nylon Lock Nut - 5/16"	1705919
15 Retaining Ring - 1-1/4"	1702888



PUSH-OUT ASSEMBLIES - REAR

DESCRIPTION	P/N
KITS	
Push-Out Assy - Rear [Includes: 1; 8; 11; 12; 13; 14; 15; 2 of 2, 3, 6, 7, 9 & 10; 3 of 4 & 5]	1127016
PARTS	
1 Retaining Ring - 1-1/4"	1702888
2 Flat Washer - 1-1/4" x 1-7/8"	1705925
3 Flange Bushing - 1.281" ID x 1.522" OD	1704468
4 Nylon Lock Nut - 5/16"	1705919
5 Cap Screw - 5/16" x 2-1/4"	1705923
6 Push-Out Plate - Black	1127010
7 Spiral Torsion Spring	1111027
8 Push-Out Stop Tube	1127011
9 Push-Plate Spacer - Black	1127012
10 Push-Out Wear Band	1120754
11 Cap Screw - 3/8" x 3"	1705922
12 Flat Washer - 3/8" - USS	1705921
13 Push-Out Spring Catch	1120753
14 Nylon Lock Nut - 3/8"	1705918
15 Push-Out Pivot - Rear	1127013

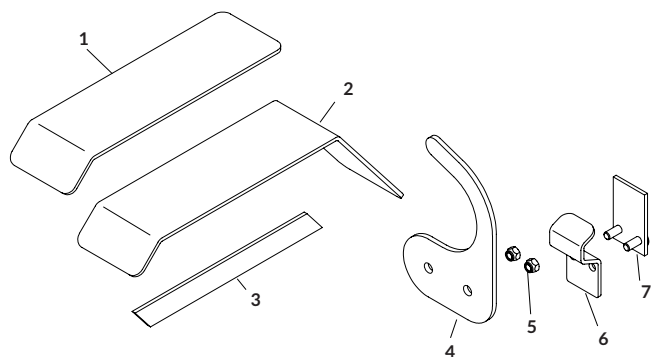
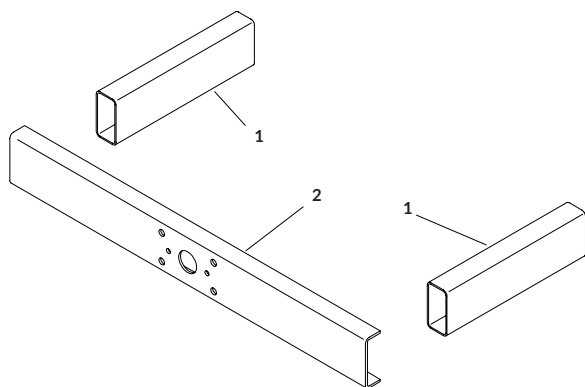


**SPRING ASSEMBLIES**

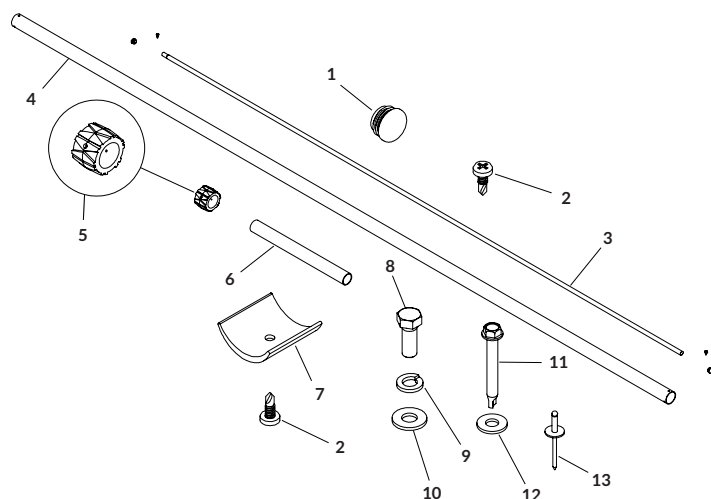
DESCRIPTION	P/N
PARTS	
1 Cap Screw - 3/8" x 1-1/2"	1705910
2 Lock Washer - 3/8"	1705909
3 Spring Catch Retaining Washer - Black	1126983
4 Spring Catch	1126799
5 Torsion Spring - Red - R	1705829
6 Torsion Spring - Black - L	1705828
7 Cap Screw - 1/2" x 1-1/2"	1705920
8 Spring Pivot Shaft	1126819
9 Flat Washer - 1/2"	1705911
10 Nylon Lock Nut - 1/2"	1705913

SUPPORT BRACKETS

DESCRIPTION	P/N
PARTS	
1 Support Tube	1126824
2 Support Bracket	1126810

**TARP CRADLE**

DESCRIPTION	P/N
PARTS	
1 Tarp Cradle Extension	1121980
2 Tarp Cradle	1120748
3 Tarp Cradle Gusset	1121979
4 Tarp Retainer Hook	1120740
5 Nylon Lock Nut - 3/8"	1705918
6 Fixed Tube Clamp	1126978
7 Fixed Tube Anchor	1120733

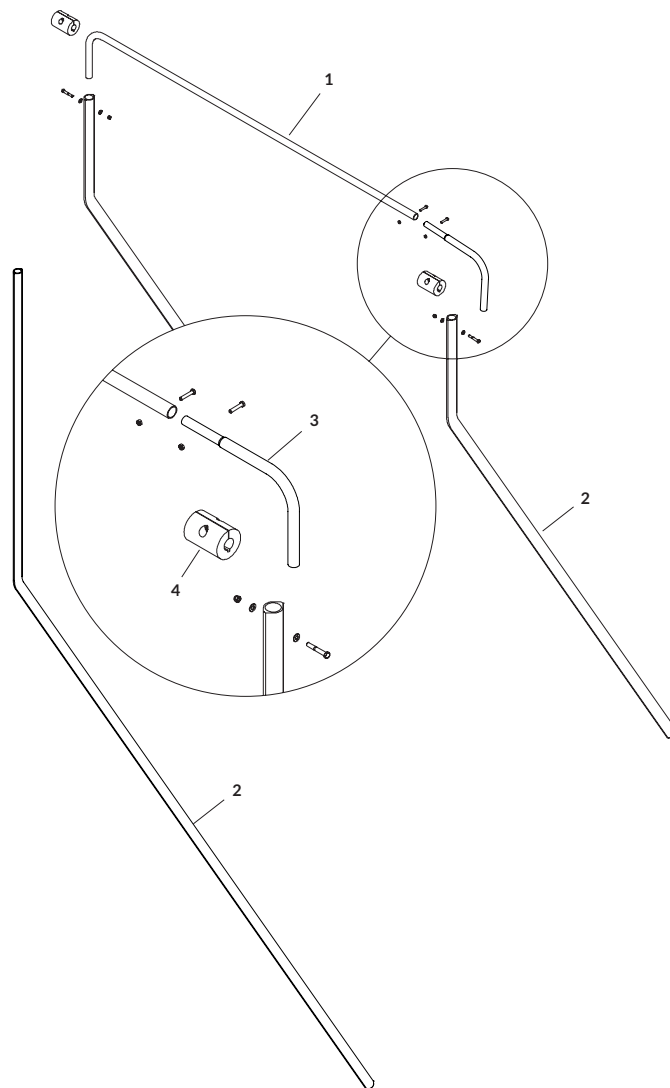
**TARP TUBES**

DESCRIPTION	P/N
PARTS	
1 Plastic End Plug	1700523
2 Self-Drilling Screw - 1/4" x 3/4"	1700398
3 Fixed Tube - 1-1/8" x 8'	1706156
Fixed Tube - 1-1/8" x 11'	1706155
Fixed Tube - 1-1/8" x 16'	1700051
Fixed Tube - 1-1/8" x 20'	1700049
4 Alum Roll Tube - 3.55" x 20'	1120913
Alum Roll Tube - 3.55" x 10'	1121609
5 Traction Wheel	1705706
6 Alum Splice Tube - 3.55"	1120911
7 Plastic U-Clamp	1701354
8 Hex Head Cap Screw - 3/8" x 1"	1701061
9 Lock Washer - 3/8"	1700434
10 Flat Washer - 3/8"	1700429
11 Self-Drilling Screw - #12 x 1-3/4"	1705415
12 Flat Washer - #10	1111054
13 Blind Rivet - 1/4"	1700472
14 Thread Lock	*1809211

*These items are NOT shown in the drawing.

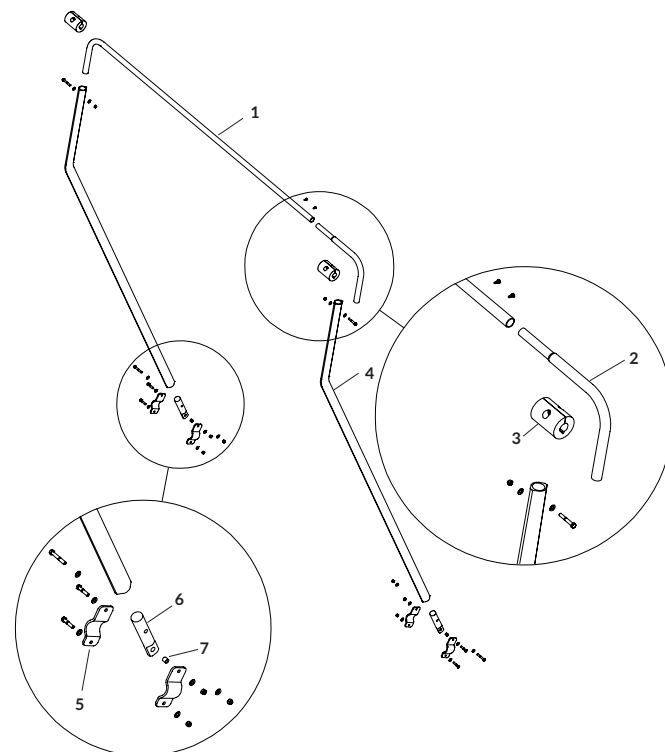
ARM ASSEMBLIES - ALUMINUM

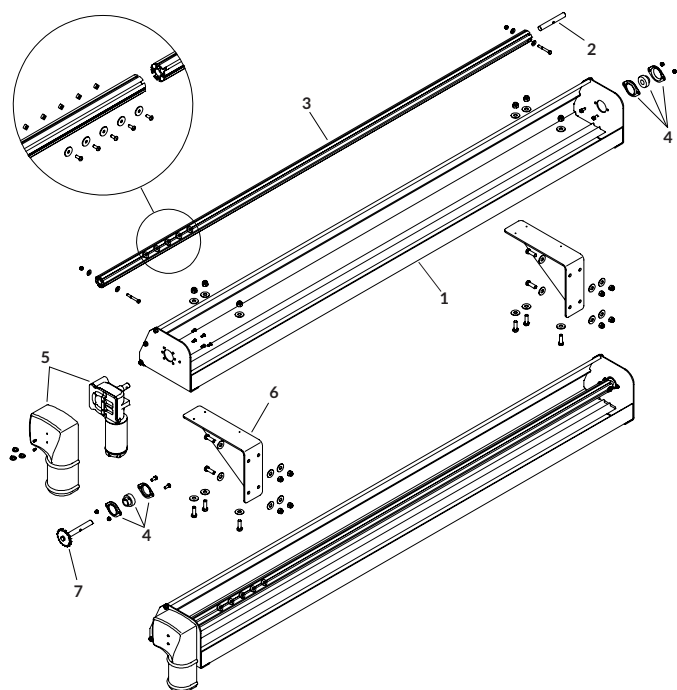
DESCRIPTION	P/N
KITS & HARDWARE	
Alum Return Arm Kit - 10' w/2' Bend [Includes: A; 1; 3; 2 of 2 & 4]	1120258
Alum Return Arm Kit - 12' w/2' Bend [Includes: A; 1; 3; 2 of 2 & 4]	1120259
Alum Return Arm Kit - 14' w/2' Bend [Includes: A]	1120260
Alum Return Arm Kit - 20' w/7' Bend [Includes: A]	1123007
Alum Return Arm Kit - 16' [Includes: A; 1; 3; 2 of 2 & 4]	1120261
Alum Return Arm Kit - 18' [Includes: A; 1; 3; 2 of 2 & 4]	1120262
Alum Return Arm Kit - 20' [Includes: A; 1; 3; 2 of 2 & 4]	1120263
Tarp Tube Crossover Kit [Includes: 1; 3; & Hdw]	1125416
A Tarp Tube & Arm Hdw	1119332
PARTS	
1 Tarp Tube Crossover	1118951
2 Alum Return Arm - 10' w/2' Bend	1704465
Alum Return Arm - 12' w/2' Bend	1704466
Alum Return Arm - 14' w/2' Bend	1704467
Alum Return Arm - 20' w/7' Bend	1808550
Alum Return Arm - 10'	1121531
Alum Return Arm - 16'	1704486
Alum Return Arm - 18'	1704487
Alum Return Arm - 20'	1704488
3 Tarp Tube Elbow	1118952
4 Rubber Bumper - 3-1/4" x 4-1/2"	1704458



TENSION ARM

DESCRIPTION	P/N
KITS	
Tension Arm Kit - 10' Arms w/2' Bend [Includes: A; 1; 2; 2 of 3 & 4]	1120129
Tension Arm Kit - 12' Arms w/2' Bend [Includes: A; 1; 2; 2 of 3 & 4]	1120130
Tension Arm Kit - 14' Arms w/2' Bend [Includes: A; 1; 2; 2 of 3 & 4]	1120131
A Pivot Connector Hdw	1120132
PARTS	
1 Tarp Tube Crossover	1118951
2 Tarp Tube Elbow	1118952
3 Rubber Bumper - 3-1/4" x 4-1/2"	1704458
4 Alum Return Arm - 10' w/2' Bend	1704465
Alum Return Arm - 12' w/2' Bend	1704466
Alum Return Arm - 14' w/2' Bend	1704467
5 Arm Pivot Clamp Bracket	1120104
6 Arm Pivot Connector	1704642
7 Bushing - 9/16" x 9/16"	1704643





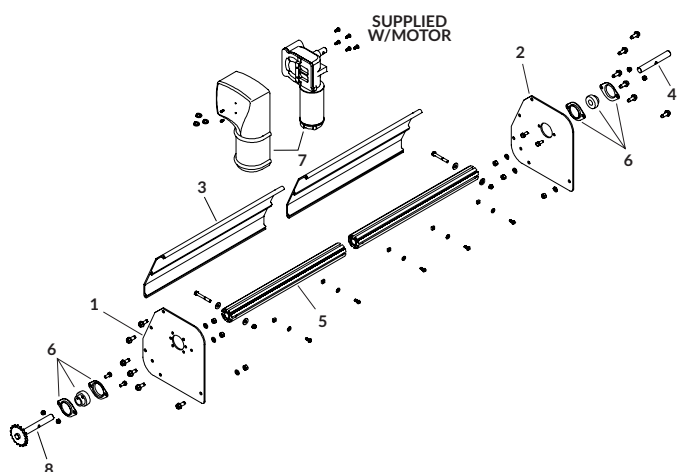
FRONT DRIVES - ALUMINUM HOUSING

DESCRIPTION	P/N
KITS & HARDWARE	
Alum Electric Tarp Housing - 98" [Includes: A; 1; 3; 5]	1119082
Alum Electric Tarp Housing - 104" [Includes: A; 1; 3; 5]	1119088
Alum Manual Tarp Housing - 98" [Includes: A; 1; 3; 7]	1120371
Alum Manual Tarp Housing - 104" [Includes: A; 1; 3; 7]	1120372
A Tarp Spool Hdw [Includes: 3; 4; & Hdw]	1119079
PARTS	
1 Alum Tarp Housing - 98"	1119083
Alum Tarp Housing - 104"	1119089
2 Tarp Axle Stub Shaft	1114940
3 Threaded Tarp Axle - 97"	1115614
Threaded Tarp Axle - 103"	1119086
4 Radial Ball Bearing w/Flanges	1703374
5 Direct-Drive Motor - 900 Watt - 12V	1704878
6 Tarp Housing Support Bracket	*1119092
7 Sprocket - L	**1117093

*Tarp housing support bracket is optional; must be ordered separately.

**Sprocket is used with housing/support brackets option only.

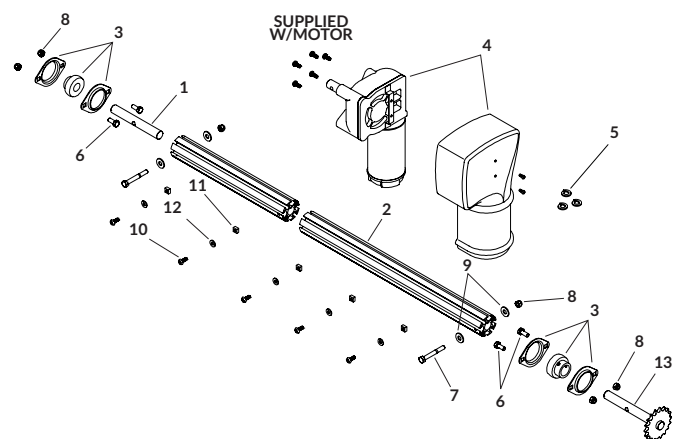
FRONT DRIVES - ALUMINUM SIDE PLATES | WINDSHIELD



DESCRIPTION	P/N
KITS & HARDWARE	
Front Drive w/Side Plates/Windshield Kit - 98" [Includes: A; 1; 2; 3; 5; 7]	1120265
Front Drive w/Side Plates/Windshield Kit - 104" [Includes: A; 1; 2; 3; 5; 7]	1120266
Windshield w/Side Plates Kit - 98" [Includes: 1; 2; 3; & Hdw]	1120267
Windshield w/Side Plates Kit - 104" [Includes: 1; 2; 3; & Hdw]	1120268
A Tarp Spool Hdw [Includes: 4; 6; & Hdw]	1119079
PARTS	
1 Tarp Axle Side Plate - L	1119080
2 Tarp Axle Side Plate - R	1119081
3 Alum Windshield - 98"	1704484
Alum Windshield - 104"	1704485
4 Tarp Axle Stub Shaft	1114940
5 Threaded Tarp Axle w/Hole	1114961
6 Radial Ball Bearing w/Flanges	1703374
7 Direct-Drive Motor - 900 Watt - 12V	1704878
8 Sprocket - L	*1120376

*Sprocket is used with the side plates & windshield.

FRONT DRIVES - THRU-CAB PROTECTOR



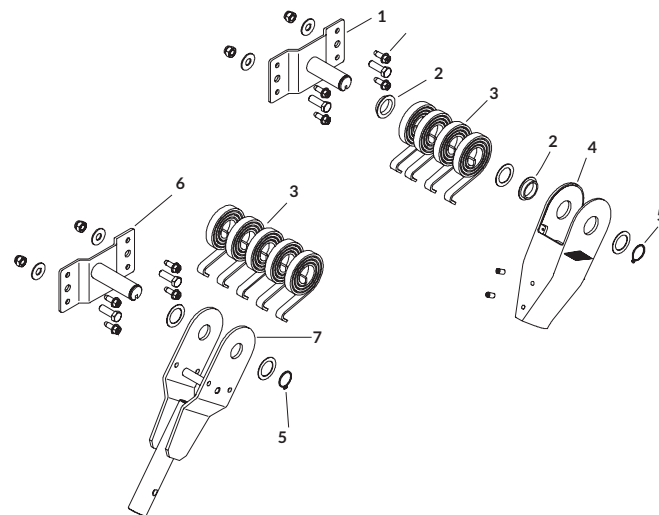
DESCRIPTION	P/N
KITS & HARDWARE	
Front Drive - Thru Cab Protector Kit [Includes 1; 2; 3; 4; 2 of 6 & 7; 3 of 5; 4 of 8 & 9; 5 of 10, 11 & 12]	1120264
PARTS	
1 Tarp Axle Stub Shaft	1114940
2 Threaded Tarp Axle w/Hole	1114961
3 Radial Ball Bearing w/Flanges	1703374
4 Direct-Drive Motor - 900 Watt - 12V	1704878
5 Lock Washer - 5/16"	1700433
6 Hex Head Cap Screw - 5/16" x 3/4"	1701045
7 Hex Head Cap Screw - 5/16" x 2-1/2"	1703237
8 Nylon Lock Hex Nut - 5/16"	1700419
9 Flat Washer - 5/16"	1700428
10 Button Head Cap Screw - 1/4" x 5/8"	1703327
11 Square Nut - 1/4"	1703290
12 Fender Washer - 1/4" ID x 1" OD	1703218
13 Sprocket - L	*1120376

*Sprocket is used with side plates/windshield or through-cab protector options.

SPRING ASSEMBLIES - EXTERNAL PIVOT

DESCRIPTION		P/N
KITS & HARDWARE		
4-Spring Pivot Kit [Includes: A; B; E]		1119441
5-Spring Pivot Kit [Includes: C; D; E]		1119442
A 4-Spring Pivot Assy - L [Includes: 1; 4; 4 of 3; & Hdw]		1119096
B 4-Spring Pivot Assy - R [Includes: 1; 4; 4 of 3; & Hdw]		1119097
C 5-Spring Pivot Assy - L [Includes: 6; 7; 5 of 4; & Hdw]		1119105
D 5-Spring Pivot Assy - R [Includes: 6; 7; 5 of 4; & Hdw]		1119106
E Spring Pivot Hdw		1118948
PARTS		
1 4-Spring Pivot Bracket		1119098
2 Flange Bushing - 1.281" ID x 1.522" OD		1704468
3 Spiral Torsion Spring		1111027
4 4-Spring Pivot Connector		1704474
5 Retaining Ring - 1-1/4"		1702888
6 Pivot Bracket - Sloped - Gate Flex™		1116994
7 5-Spring Pivot Connector		1118950

NOTE: (4) Spring are used for systems up to 18', (5) Springs are used for sytems up to 24'.

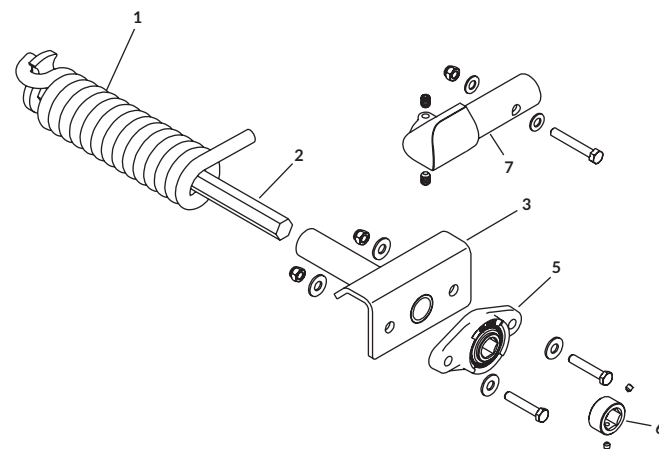


SPRING ASSEMBLIES - UNDERBODY HEX SHAFT

DESCRIPTION		P/N
KITS		
Underbody Hex Shaft Spring Kit [Includes: A; B; 2 of 7]		1118956
A Underbody Hex Shaft Spring Kit - L [Includes: 1; 2; 3; 5; 6; & Hdw]		1119566
B Underbody Hex Shaft Spring Kit - R [Includes: 1; 2; 3; 5; 6; & Hdw]		1119567
C Underbody Hex Shaft Spring Kit w/Drop Plate - L [Includes: 1; 2; 3; 4; 5; 6; & Hdw]		1120227
D Underbody Hex Shaft Spring Kit w/Drop Plate - R [Includes: 1; 2; 3; 4; 5; 6; & Hdw]		1120228
PARTS		
1 Torsion Spring 15-Coil - L		1704476
Torsion Spring 15-Coil - R		1704477
2 Spring Shaft - 14.88"		1704480
3 Spring Retainer Weldment		1118955
4 Drop Plate		*1119107
5 Flange Bearing - 7/8" Hex		1704456
6 Locking Collar - 7/8"		1704489
7 Spring Pivot Connector w/Set Screw		1119112

*These items are NOT shown in the drawing.

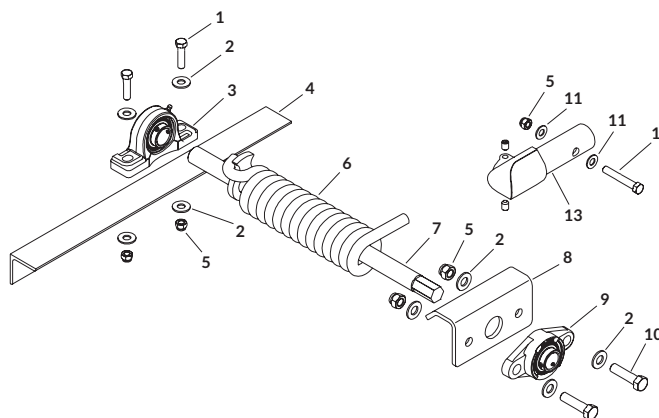
NOTE: Use for systems up to 29'.

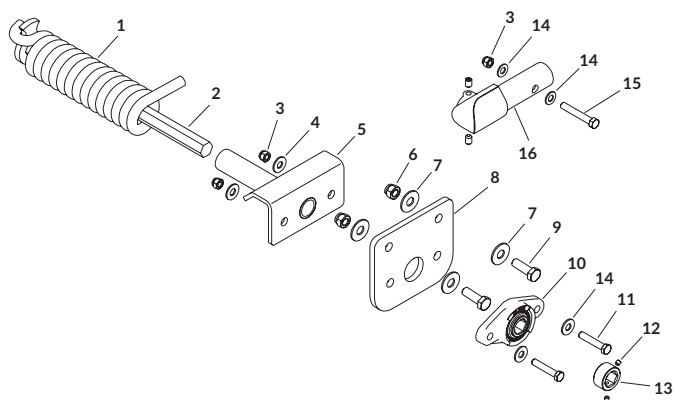


SPRING ASSEMBLIES - UNDERBODY HEX ROUND SHAFT

DESCRIPTION		P/N
KITS		
Underbody Spring Kit - Hex/Round Shaft - L [Includes 3; 6; 7; 8; 9; 2 of 1 & 10; 4 of 5; 8 of 2]		1120229
Underbody Spring Kit - Hex/Round Shaft - R [Includes 3; 6; 7; 8; 9; 2 of 1 & 10; 4 of 5; 8 of 2]		1120230
PARTS		
1 Hex Head Cap Screw - 3/8" x 1-1/2"		1701434
2 Flat Washer - 3/8"		1700429
3 Pillow Block Bearing - 1"		1119559
4 Bearing Support Angle - 20"		1119330
5 Nylon Lock Nut - 3/8"		1701580
6 Torsion Spring 15-Coil - L		1704476
Torsion Spring 15-Coil - R		1704477
7 Spring Shaft - 1" OD x 19"		1704472
8 Spring Retainer Bracket		1119329
9 Flange Bearing - 1" OD - 2 Bolt		1119560
10 Hex Head Cap Screw - 3/8" x 2"		1704057
11 Flat Washer - 3/8" - SAE		1701176
12 Hex Head Cap Screw - 3/8" x 2-1/2"		1702573
13 Spring Pivot Connector w/Set Screw		1119112

NOTE: Use for systems OVER 29'.



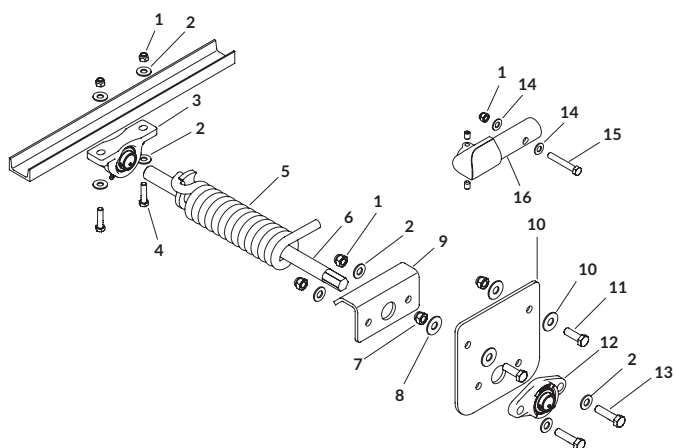
**SPRING ASSEMBLIES - UNDERRAIL HEX SHAFT**

DESCRIPTION	P/N
KITS	
Underbody Hex Shaft Spring Kit w/Drop Plate - L [Includes 1; 2; 5; 8; 10; 13; 2 of 3, 6, 9, 11 & 12; 4 of 4 & 7]	1120227
Underbody Hex Shaft Spring Kit w/Drop Plate - R [Includes 1; 2; 5; 8; 10; 13; 2 of 3, 6, 9, 11 & 12; 4 of 4 & 7]	1120228

PARTS

1	Torsion Spring 15-Coil - L	1704476
	Torsion Spring 15-Coil - R	1704477
2	Spring Shaft - 14.88"	1704480
3	Nylon Lock Nut - 3/8"	1701580
4	Flat Washer - 3/8"	1700429
5	Spring Retainer Weldment	1118955
6	Nylon Lock Hex Nut - 1/2"	1702115
7	Flat Washer - 1/2"	1702114
8	Drop Plate	1119107
9	Hex Head Cap Screw - 1/2" x 1-1/2"	1702075
10	Flange Bearing - 7/8" Hex	1704456
11	Hex Head Cap Screw - 3/8" x 2"	1704057
12	Set Screw - 1/4" x 1/4"	1704491
13	Locking Collar - 7/8"	1704489
14	Flat Washer - 3/8" - SAE	1701176
15	Hex Head Cap Screw - 3/8" x 2-1/2"	1702573
16	Spring Pivot Connector w/Set Screw	1119112

NOTE: Use for systems UNDER 29'.

**SPRING ASSEMBLIES - UNDERRAIL HEX ROUND SHAFT**

DESCRIPTION	P/N
KITS	
Underrail Spring Kit - Hex/Round Shaft - L [Includes 3; 5; 6; 9; 10; 12; 2 of 4, 7, 11 & 13; 4 of 1 & 8; 8 of 2]	1120231
Underrail Spring Kit - Hex/Round Shaft - R [Includes 3; 5; 6; 9; 10; 12; 2 of 4, 7, 11 & 13; 4 of 1 & 8; 8 of 2]	1120232

PARTS

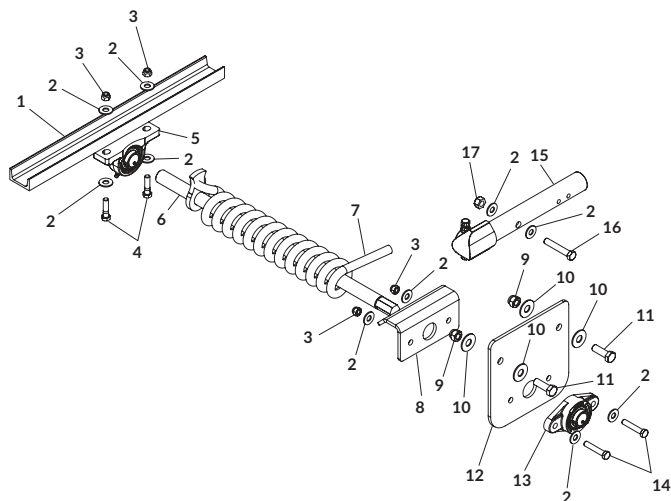
1	Nylon Lock Nut - 3/8"	1701580
2	Flat Washer - 3/8"	1700429
3	Pillow Block Bearing - 1"	1119559
4	Hex Head Cap Screw - 3/8" x 1-1/2"	1701434
5	Torsion Spring 15-Coil - L	1704476
	Torsion Spring 15-Coil - R	1704477
6	Spring Shaft - 1" OD x 19"	1704472
7	Nylon Lock Hex Nut - 1/2"	1702115
8	Flat Washer - 1/2"	1702114
9	Spring Retainer Bracket	1119329
10	Spring Hanger Plate	1119110
11	Hex Head Cap Screw - 1/2" x 1-1/2"	1702075
12	Flange Bearing - 1" OD - 2 Bolt	1119560
13	Hex Head Cap Screw - 3/8" x 2"	1704057
14	Flat Washer - 3/8" - SAE	1701176
15	Hex Head Cap Screw - 3/8" x 2-1/2"	1702573
16	Spring Pivot Connector w/Set Screw	1119112

NOTE: Use for systems OVER 29'.

SPRING ASSEMBLIES - HEAVY DUTY HEX ROUND SHAFT

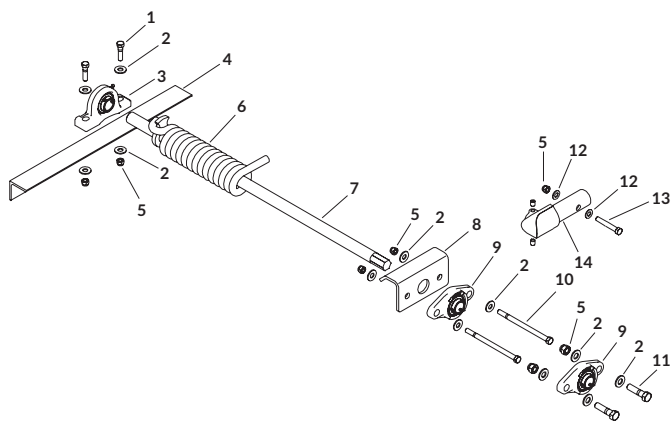
DESCRIPTION	P/N
KITS	
Underrail HD Spring Kit - Hex/Round Shaft - L [Includes 5; 6; 7; 8; 12; 13; 2 of 4, 9, 11 & 14; 4 of 3 & 10; 8 of 2]	1128167
Underrail HD Spring Kit - Hex/Round Shaft - R [Includes 5; 6; 7; 8; 12; 13; 2 of 4, 9, 11 & 14; 4 of 3 & 10; 8 of 2]	1128168
PARTS	
1 Steel Bearing Support Channel	1119564
2 Flat Washer - 3/8"	1700429
3 Nylon Lock Nut - 3/8"	1701580
4 Hex Head Cap Screw - 3/8" x 1-1/2"	1701434
5 Pillow Block Bearing - 1"	1119559
6 Heavy-Duty Spring Shaft - 1" x 24"	1706160
7 Torsion Spring 14-Coil - L	1801442
Torsion Spring 14-Coil - R	1801438
8 Spring Retainer Bracket	1119329
9 Nylon Lock Hex Nut - 1/2"	1702115
10 Flat Washer - 1/2"	1702114
11 Hex Head Cap Screw - 1/2" x 1-1/2"	1702075
12 Spring Hanger Plate	1119110
13 Flange Bearing - 1" OD - 2 Bolt	1119560
14 Hex Head Cap Screw - 3/8" x 2"	1704057
15 Spring Pivot Connector	1801636
16 Hex Head Cap Screw - 7/16" x 2-1/2"	1704072
17 Nylon Lock Hex Nut - 7/16"	1706171

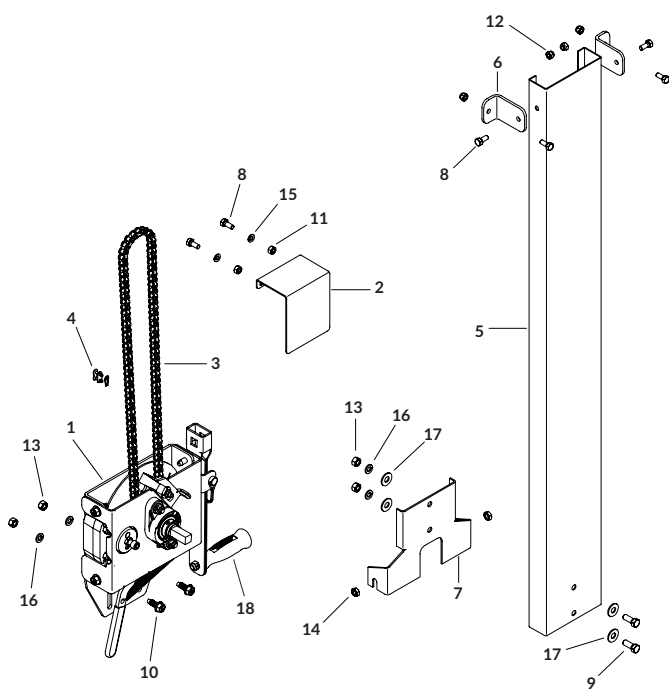
NOTE: Use for systems OVER 37'.



SPRING ASSEMBLIES - FRAMELESS

DESCRIPTION	P/N
KITS	
Underbody Spring Kit - Hex/Round Shaft - 27" - L [Includes 3; 6; 7; 8; 2 of 1, 9, 10 & 11; 6 of 5; 12 of 2]	1120233
Underbody Spring Kit - Hex/Round Shaft - 27" - R [Includes 3; 6; 7; 8; 2 of 1, 9, 10 & 11; 6 of 5; 12 of 2]	1120234
Underbody Spring Kit - Hex/Round Shaft - 24" - L [Includes 3; 6; 7; 8; 2 of 1, 9, 10 & 11; 6 of 5; 12 of 2]	1120235
Underbody Spring Kit - Hex/Round Shaft - 24" - R [Includes 3; 6; 7; 8; 2 of 1, 9, 10 & 11; 6 of 5; 12 of 2]	1120236
Underbody Spring Kit - Hex/Round Shaft - 31" - L [Includes 3; 6; 7; 8; 2 of 1, 9, 10 & 11; 6 of 5; 12 of 2]	1120237
Underbody Spring Kit - Hex/Round Shaft - 31" - R [Includes 3; 6; 7; 8; 2 of 1, 9, 10 & 11; 6 of 5; 12 of 2]	1120238
PARTS	
1 Hex Head Cap Screw - 3/8" x 1-1/2"	1701434
2 Flat Washer - 3/8"	1700429
3 Pillow Block Bearing - 1"	1119559
4 Bearing Support Angle - 20"	1119330
5 Nylon Lock Nut - 3/8"	1701580
6 Torsion Spring 15-Coil - L	1704476
Torsion Spring 15-Coil - R	1704477
7 Spring Shaft - 1" x 27"	1704478
Spring Shaft - 1" x 24"	1704473
Spring Shaft - 1" x 31"	1704479
8 Spring Retainer Bracket	1119329
9 Flange Bearing - 1" OD - 2 Bolt	1119560
10 Hex Head Cap Screw - 3/8" x 6"	1701528
Hex Head Cap Screw - 3/8" x 5"	1700373
11 Hex Head Cap Screw - 3/8" x 2"	1704057
12 Flat Washer - 3/8" - SAE	1701176
13 Hex Head Cap Screw - 3/8" x 2-1/2"	1702573
14 Spring Pivot Connector w/Set Screw	1119112





RETURN ARM HOLD-DOWNS

DESCRIPTION	P/N
KITS	
Arm Hold-Down Kit [Includes 2 of 2 & 6; 4 of 1, 3, 5 & 7; 8 of 4 & 8]	1120389
PARTS	
Hold-Down Strap Assy	1120390
Hex Head Cap Screw - 3/8" x 1-3/4"	1700369
Flat Washer - 3/8" - SAE	1701176
Nylon Lock Nut - 3/8"	1701580
Bushing - 9/16" x 9/16"	1704643
Ratchet - 1" Web	1700836
Self-Tapping Screw - 1/4" x 3/4"	1700403

CRANK RELOCATORS

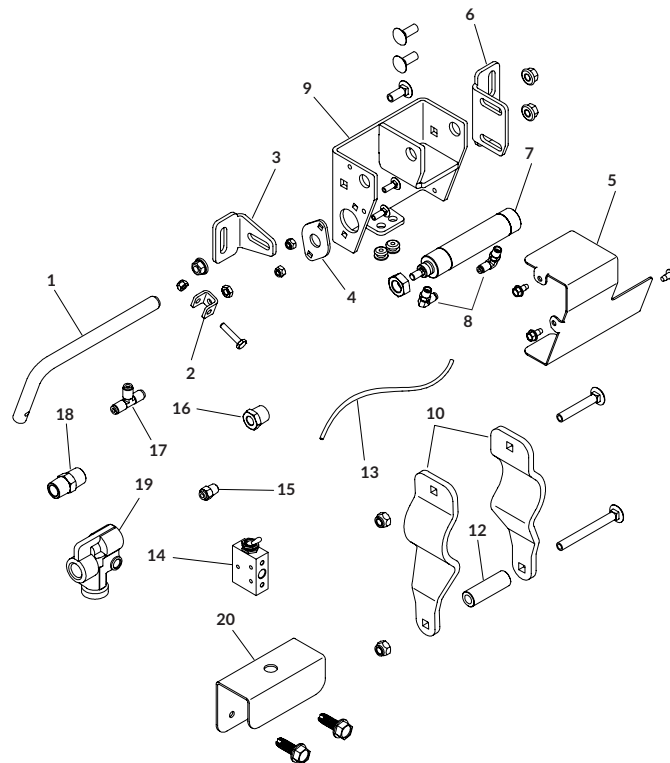
DESCRIPTION	P/N
KITS	
Manual Crank Relocator Kit [Includes 1; 2; 3; 4; 2 of 8, 11 & 15; 3 of 10, 13 & 16]	*1120350
Full-Length Chain Guard Kit [Includes 5; 7; 2 of 6 (short), 9, 13, 14 & 16; 4 of 8, 12 & 17]	1120465
PARTS	
Chain Drive Crank Assy	1120349
Chain Guard	1120378
Roller Chain Assy - 14'	1109179
Chain Connector Link	1701057
Chain Guard - Full Length	1120399
Chain Guard Bracket	1120380
Chain Guard Bracket - Short	1120397
Chain Guard Base Bracket	1120379
Hex Head Cap Screw - 5/16" x 3/4"	1701045
Hex Head Cap Screw - 3/8" x 1"	1701061
Self-Tapping Screw - 3/8" x 1"	1700400
Hex Nut - 5/16"	1700411
Nylon Lock Hex Nut - 5/16"	1700419
Hex Nut - 3/8"	1700407
Hex Jam Nut - 3/8"	1701062
Lock Washer - 5/16"	1700433
Lock Washer - 3/8"	1700434
Flat Washer - 3/8"	1700429
Crank Handle Assy	1120348

*Does NOT include upper bearing or sprocket.

ARM-LOK™

DESCRIPTION	P/N
KITS & HARDWARE	
Arm-Lok™ Kit - For Trucks [Includes: B; C; E; G; 2 of 13 (60')]	1125250
Arm-Lok™ Kit - For Trailers [Includes: A; B; C; D; F; 2 of 13 (60')]	1125800
A Arm Alignment Guide Bracket Kit	1127780
B Arm-Lok™ Assy - R [Includes: 1; 2; 4; 5; 6; 7; 9; 2 of 8; & Hdw]	1125251
C Arm-Lok™ Assy - L [Includes: 1; 2; 4; 5; 6; 7; 9; 2 of 8; & Hdw]	1125261
D Solenoid Valve Box - Trailer	1127790
Arm-Lok™ Hdw	
E [Includes: 14; 16; 18; 19; 20; 2 of 17; 4 of 15; & Hdw]	1125268
F Arm-Lok™ Hdw - Trailer [Includes: 15; 16; 18; 19; 3 of 17; & Hdw]	1127742
G Arm-Lok™ Anchor Hdw [Includes: 2 of 12; 4 of 10 & 11; & Hdw]	1125269
PARTS	
1 Arm-Lok™ Pin	1125256
2 Cylinder Rod Clevis	1125260
3 Lock Housing Mtg Bracket	1125259
4 Cylinder Mtg Plate	1125257
5 Housing Cover - R	1125255
Housing Cover - L	1125265
6 Housing Mtg Bracket - R	1125258
Housing Mtg Bracket - L	1125266
7 Air Cylinder	1705600
8 Air Fitting - 90° Swivel - 5/32" x 1/8"	1705590
9 Housing - R	1125252
Housing - L	1125262
10 Anchor Bracket	1125270
11 Anchor Bracket - Bullet™	*1125989
12 Anchor Catch Sleeve - 2"	1125274
13 Air Brake Tube - 5/32" (per foot)	1705585
14 Toggle Valve - 2 Position - 4 Way	1705586
15 Air Fitting - 5/32" x 1/8"	1705589
16 Hex Bushing Adapter - 3/8" x 1/8"	1705591
17 Air Fitting - Union Tee - 5/32"	1705588
18 Hex Nipple Adapter - 3/8" x 3/8"	1705593
19 Pressure Protection Valve - 70 PSI	1705587
20 Valve Mtg Bracket	1125267

*These items are NOT shown in the drawing.



SMART2™ PRODUCT

SMART2™ replacement parts are no longer available. Call 1-800-474-8756 or warranty options.

SMART2™ Discontinued in 2023

SMART3™ CONTROL MODULES

LATCHING	P/N
SMART3™ Control Module - Latching - On/Off w/o Safety Lockout	1126893
- Conveyors: While output remains on, supplies 12V to customer-specific conveyor control solenoids.	
- Pump Motors: Can supply 12V continuous signal to customer-specific pump motors or control solenoids.	

MOMENTARY	P/N
SMART3™ Control Module - Momentary - Up/Down	1126898
SMART3™ Control Module - Momentary - Left/Right	1126896
SMART3™ Control Module - Momentary - Extend/Retract	1126895
- Auger Conveyors: Stops/Starts conveyor movement in applications where preexisting controls require a momentary 12V "on" signal to start conveyor, then a sub-sequent momentary 12V "off" signal to stop it.	
- Proportional Valves: Allows for momentary control of proportional valves (for speed control, for example)	

MOMENTARY	P/N
SMART3™ Control Module - Momentary - Open/Closed	1126897
- Proportional Valves: Allows for momentary control of proportional valves (for speed control, for example)	

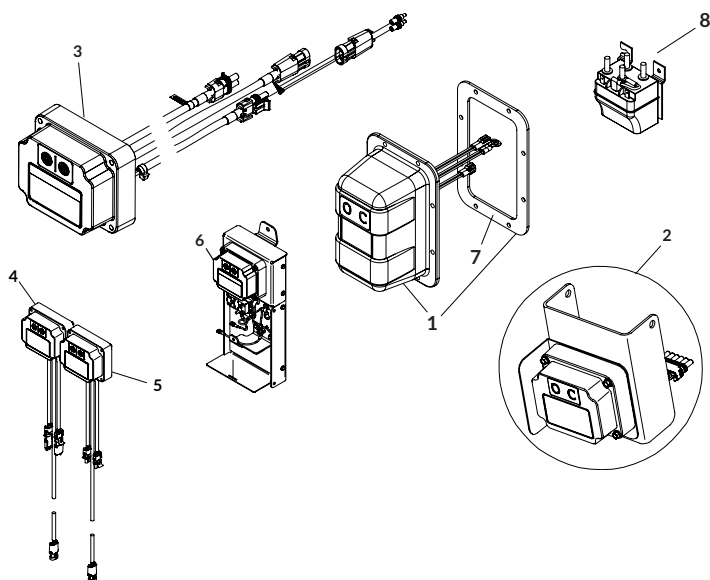
SMART3™ LITEALL™

W/ SMARTWIRE™ ADAPTER	P/N
SMART3™ LiteALL™ w/SMARTWire™ - 2 Light	1127950

W/O SMARTWIRE™ ADAPTER	P/N
SMART3™ LiteALL™ - 2 Light	1127593

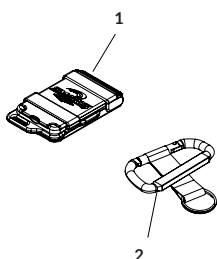
COMPONENTS	P/N
SMART3™ Control Module w/WeatherPack™	1127598

NOTE: Kits includes control module, lights, complete mounting hardware. Does NOT include remote or extension cable.



RECEIVERS

DESCRIPTION	P/N
EXPRESS MODE	
+ 4500 SERIES HD	
SMART3™ Rec - Express - Rear Output	1126860
SMART3™ Rec - Express - Bottom Output	1126866
1 SMART3™ Rec Cover w/Gasket - Express	1126873
+ IRONSIDE2™	
SMART3™ Rec - Express - Bottom Output	1131765
1 SMART3™ Rec Cover w/Gasket - Express	1131766
NO EXPRESS MODE	
+ SHUR-LOK® CABLE-LOK™ DRIVEMAXX™	
SMART3™ Rec - Non-Express - Rear Output	1126899
SMART3™ Rec - Non-Express - Bottom Output	1126900
1 SMART3™ Rec Cover w/Gasket - Non-Express	1126881
+ 4500 SERIES HD	
SMART3™ Rec - Non-Express - Rear Output	1126968
SMART3™ Rec - Non-Express - Bottom Output	1126967
1 SMART3™ Rec Cover w/Gasket - Non Express	1126880
+ PROTRAP®	
1 SMART3™ Rec Cover w/Gasket - ProTrap®	1126874
+ AUTOTRAP™	
1 SMART3™ Rec Cover w/Gasket - AutoTrap™	1126875
CONTROL MODULES	
+ MAXXTRAP™	
2 SMART3™ Control Module w/Mtg Bracket	1128129
+ DRIVEMAXX™	
3 SMART3™ Control Module - Latching - On/Off w/o Safety Lockout	1126893
+ GATE & HOIST	
4 SMART3™ Control Module - Momentary - Open/Closed	1126890
5 SMART3™ Control Module - Momentary - Up/Down	1126894
+ AUTOGATE™	
6 SMART3™ Control Module - Trickle Charger	1127656
PARTS	
7 Solenoid Cover Gasket - 1/8"	1704309
Solenoid Cover Gasket - 1/4"	1705791
8 Motor-Rev Solenoid 12V - 3 Pt Mnt - Red Wire	1704312

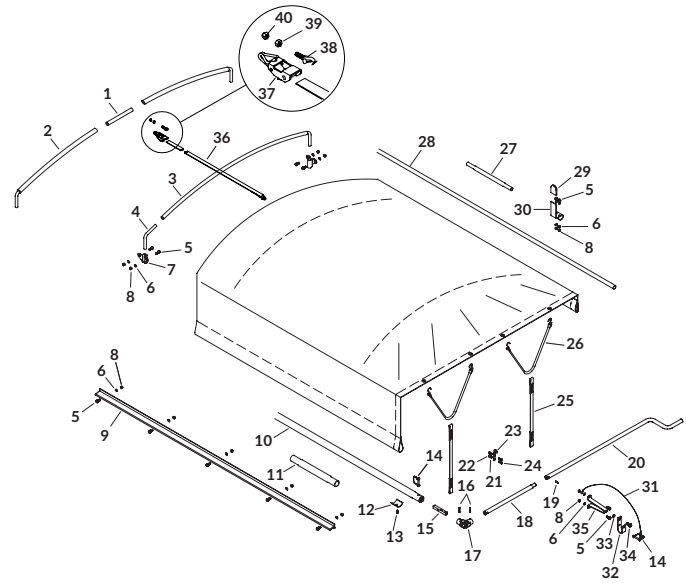


REMOTES

DESCRIPTION	P/N
1 SMART3™ Remote	1126867
2 Lanyard Ring	1124817

SHUR-LOK® JUNIOR

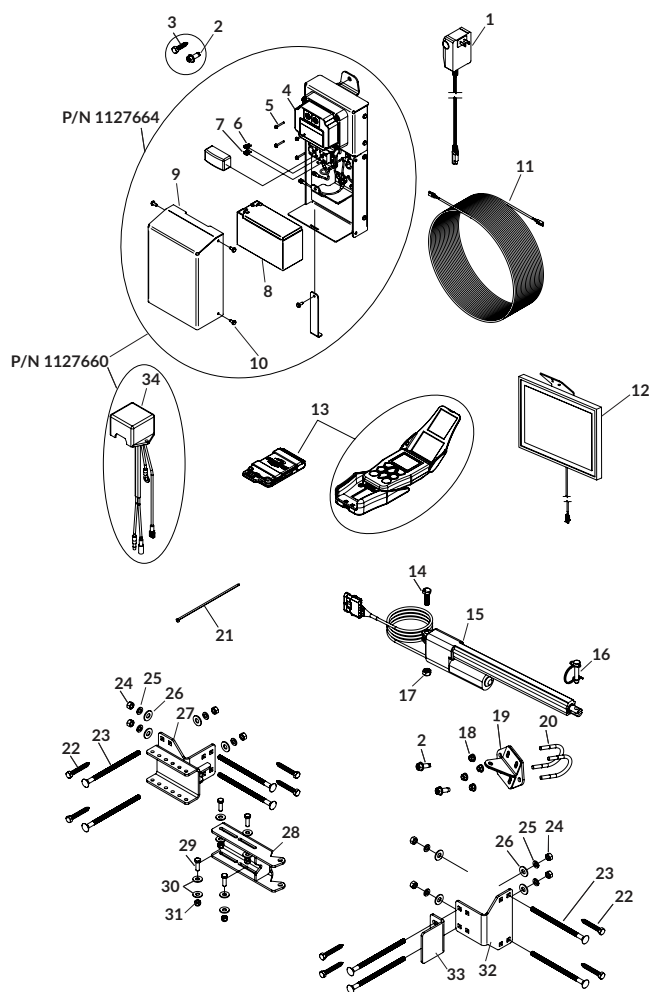
DESCRIPTION	P/N
KITS	
Galv Bow Kit - 8" Rise - 93" to 102" [Includes: 3; 4; 2 of 7; 4 of 5, 6 & 8]	1100766
Galv Bow Kit - 8" Rise - 85" to 92" [Includes: 3; 4; 2 of 7; 4 of 5, 6 & 8]	1117916
X-Wide Bow Kit - 8" Rise - 103" to 168" [Includes: 1; 2 of 2 & 7; 4 of 5, 6 & 8]	1106943
Recessed Tarp Stop w/Mtg Hdw [Includes: 29; 30; 2 of 5, 6 & 8]	1111096
Crank Retainer Kit w/7" Standoff [Includes: 14; 31; 32; 33; 34; 35; 2 of 5, 6 & 8]	1100386
PARTS	
1 X-Wide Bow Connector Tube	1100685
2 Galv X-Wide Bow - 8" Rise - 103" to 168"	1116118
3 Galv Bow - 8" Rise - 78" to 84"	1117904
Galv Bow - 8" Rise - 85" to 92"	1116120
Galv Bow - 8" Rise - 93" to 102"	1100760
4 Galv Bow Shank - 8" Rise	1100695
5 Self-Tapping Screw - 3/8" x 1"	1700400
6 Lock Washer - 3/8"	1700434
7 Single Bow Bracket	1120836
8 Hex Nut - 3/8"	1700407
9 Alum Side Mount Latchplate - 8'	1700522
10 Roll Tube w/Square Key - 2" x 8'	1105174
Roll Tube - 2" x 8'	1110328
11 Roll Tube Swaged Connector	1107076
12 Plastic U-Clamp	1701354
13 Self-Drilling Screw - 1/4" x 3/4"	1700398
14 Wire Lock Pin - 3/8" x 2-1/2"	1700526
15 Square Crank Key	1105166
16 Spring Pin - 1/4" x 1-1/2"	1700445
17 Econo U-Joint	1700527
18 Square Crank Extension - 33"	1107838
19 Spring Pin - 1/4" x 1-3/16"	1701118
20 Offset Crank Arm	1100461
21 Lock Washer - 1/4"	1700436
22 Hex Nut - 1/4"	1700408
23 Box Hook - 3/8" x 3-1/4"	1700682
24 Hex Head Cap Screw - 1/4" x 1"	1700381
25 Strap - 24"	1105172
Strap - 48" (X-Tall Units)	1107005
26 EPDM Rubber Strap - 21"	1702161
27 Fixed Tube Swaged Connector	1107077
28 Tarp Tube Fixed - 1-1/8" x 8'	1701549
29 Protective Cap - Spline	1700729
30 Recessed Tarp Stop	1105163
31 Cable w/#5 Interlock Snap	1100574
32 J-Hook Crank Retainer	1100040
33 Retainer Bushing - 11/16"	1100306
34 Flange Cap Screw - 1/2" x 1-1/4"	1702996
35 Crank Retainer Standoff - 7"	1100033
36 PC Ridge Strap w/Hook - 1" x 14'	1118514
37 Buckle Weldment	1118509
38 Eyebolt Anchor - 5/16"	1700717
39 Hex Nut - 5/16"	1700411
40 Nylon Lock Hex Nut - 5/16"	1700419



SHUR-LOK® JUNIOR TARPS

BOX LENGTH	BOX WIDTH		
	8'	8'6"	9'
10'			
11'			
12'			
13'			
14'			
15'			

AUTOGATE™



DESCRIPTION	P/N
KITS & HARDWARE	
Control Box - Trickle Charge [Includes: 4; 6; 7; 8; 9; 4 of 5; 25 of 10]	1127664
Control Box - Solar [Includes: 4; 6; 7; 8; 9; 34; 4 of 5; 25 of 10]	1127660
Gate Stop Hdw [Includes: 32; 33; 4 of 22, 23, 24, 25 & 26]	1128035
Hinge Post Bracket Hdw [Includes: 4 of 22, 23, 24, 25, 26, 29 & 31; 8 of 30]	1128036
U-Clamp Bracket Hdw [Includes: 14; 16; 17; 19; 2 of 2; 4 of 18; 6 of 20]	1128037
Solar Panel Mtg Hdw [Includes: 4 of 2 & 22; 30 of 21]	1128038
Control Box Mtg Hdw [Includes: 2 of 2 & 3]	1128039
Box Hdw - Trickle Charge [Includes: 14; 16; 17; 19; 27, 28, 32; 33; 2 of 3; 4 of 18, 29 & 31; 6 of 2 & 20; 8 of 22, 23, 24, 25, 26 & 30]	1128387
Box Hdw - Solar [Includes: 14; 16; 17; 19; 27, 28, 32; 33; 2 of 3; 4 of 18, 29 & 31; 6 of 20; 8 of 2, 23, 24, 25, 26 & 30; 12 of 22; 30 of 21]	1127913

PARTS

1	12 Volt Trickle Charger	1128511
2	Self-Tapping Screw - 3/8" x 1"	1700400
3	Lag Screw - 3/8" x 1-1/2"	1706065
4	ShurLink™ Control Module - Trickle Charger	1131672
5	Flange Cap Screw - #10-24 x 1-1/2"	1705412
6	Mini Fuse - 10 Amp	1705154
7	Mini Fuse - 15 Amp	1706024
8	12 Volt Rechargeable Battery	1706022
9	Battery Cover	1127995
10	Flange Cap Screw - #10-24 x 1/2"	1704308
11	Extension Cable - 100'	1128480
12	Solar Panel Assy	1127657
13	ShurLink EZR™ Remote ShurLink PRO™ Remote w/Cradle/Charging Cable	1131576 1131575
14	Cap Screw - M10 x 35mm	1706072
15	Gate Actuator - 12 Stroke w/5-Post WeatherPack™	1127655
16	Wire Lock Pin - 3/8" x 1-3/4"	1704427
17	Hex Nut - M10	1705361
18	Flanged Nylon Lock Nut - 5/16"	1704931
19	Gate Bracket	1127898
20	U-Bolt - 5/16" x 1-1/2" ID U-Bolt - 5/16" x 1-3/4" ID U-Bolt - 5/16" x 2" ID	1706068 1706070 1706071
21	Cable Tie - 8"	1703231
22	Lag Screw - 3/8" x 2-1/2"	1706066
23	Carriage Bolt - 3/8" x 7"	1706073
24	Hex Nut - 3/8"	1700407
25	Lock Washer - 3/8"	1700434
26	Flat Washer - 3/8"	1700429
27	Hinge Post Bracket	1127905
28	Hinge Post Slide Bracket	1127908
29	Hex Head Cap Screw - 5/16" x 1"	1704416
30	Flat Washer - 5/16"	1700428
31	Nylon Lock Hex Nut - 5/16"	1700419
32	Stop Plate Mtg Bracket	1127904
33	Stop Plate	1127902
34	Replacement Solar Controller	1128057

TRAPADAPT™

DESCRIPTION	P/N
KITS	
TrapAdapt™ LED Light Kit	1128242
PARTS	
TrapAdapt™ Hopper Drive Shaft	*1128525
TrapAdapt™ Hopper Drive Adapter - #1	**1128517
TrapAdapt™ Hopper Drive Adapter - #2	***1128519
TrapAdapt™ Hopper Drive Adapter - #3	****1128521
TrapAdapt™ Hopper Drive Adapter - #4	*****1128524
Wire Clip - 1/2" ID	1705344

*Compatible w/Wilson, Timpfe, Stoughton, Maurer, Merritt, Neville & KBH

**Compatible w/Cornhusker

***Compatible w/JetCo

****Compatible w/Dakota/Trail King.

*****Compatible w/Lode King and Doecker Industries

ARM ASSEMBLIES - FRONT

DESCRIPTION	P/N
KITS	

Front Arm Assy

[Includes: 1; 3; 4; 8; 9; 15; 18; 19; 20; 21; 22; 24; 26; 27; 28; 33; 35; 2 of 6, 12, 13, 14, 16, 17, 23, 29, 30, 31, 32, 34, 36 & 37; 4 of 5, 10 & 11; 6 of 2; 8 of 7; 10 of 25]

1120760

Upper Arm Assy - Front

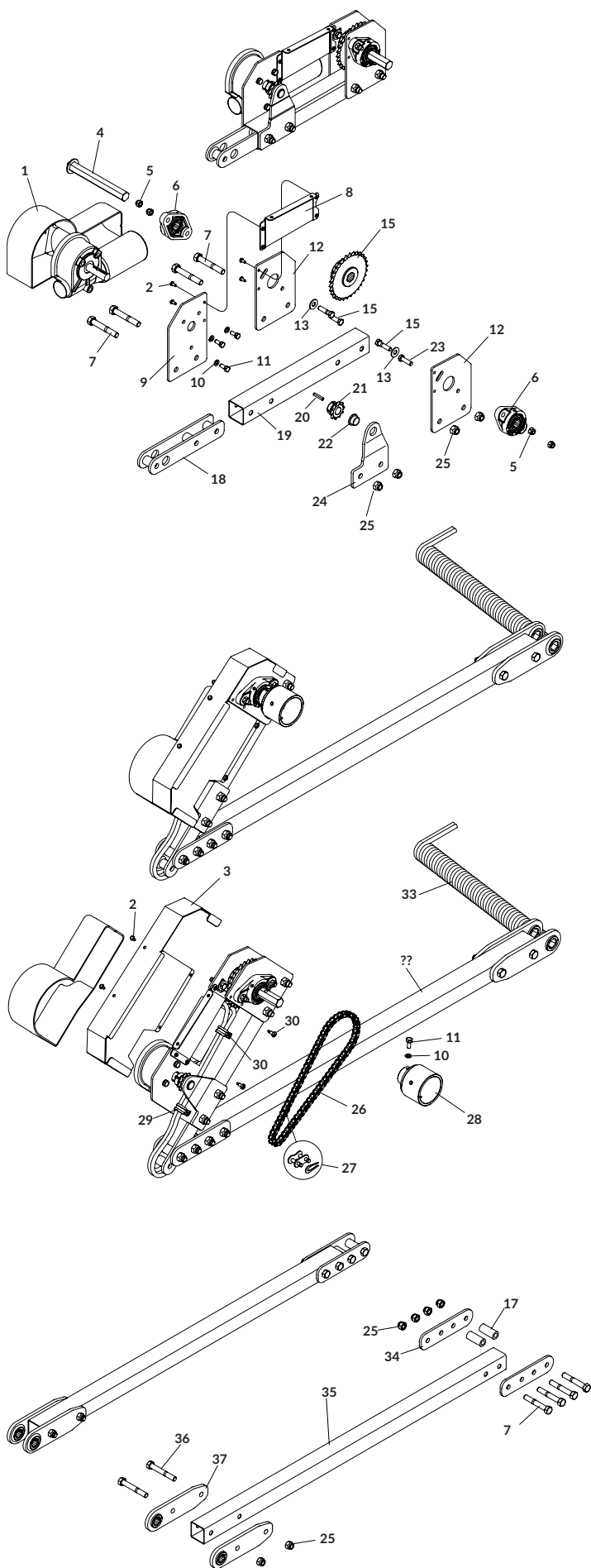
[Includes: 1; 4; 8; 9; 15; 18; 19; 20; 21; 22; 24; 2 of 6, 12, 13, 14 & 23; 3 of 10 & 11; 4 of 2, 5, 7 & 25]

1120759

PARTS

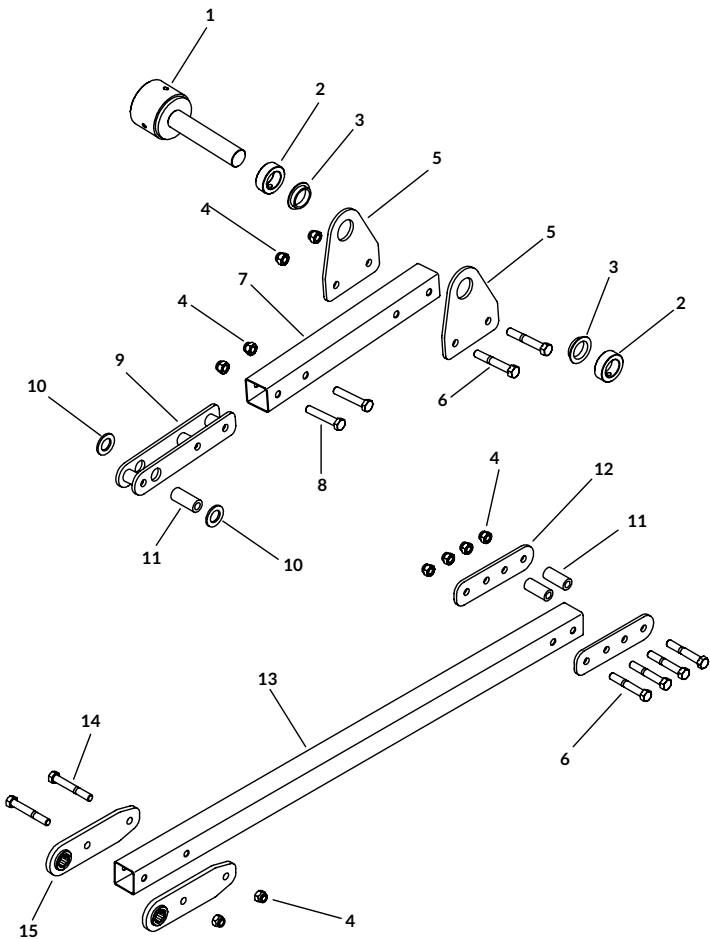
1	OBSOLETE	1703823
2	Flange Cap Screw - #10-24 x 1/2"	1704308
3	Chain Guard	1120727
4	Drive Shaft	1120724
5	Nylon Lock Nut - 3/8"	1701580
6	Flange Bearing - 7/8" Hex	1704456
7	Hex Head Cap Screw - 1/2" x 3-1/4"	1704808
8	Chain Guard Filler Panel	1120728
9	Motor Mount Plate	1120720
10	Lock Washer - 5/16"	1700433
11	Hex Head Cap Screw - 5/16" x 3/4"	1701045
12	Drive Shaft Bearing Plate	1120722
13	Flat Washer - 3/8"	1700429
14	Hex Head Cap Screw - 3/8" x 1-1/2"	1701434
15	Sprocket - T30-40 - 7/8" Hex Bore	1120723
16	Flat Washer - Bronze - 1/8" x 1-1/2"	*1704810
17	Lower Arm Hinge Spacer	1120712
18	Upper Hinge	1120718
19	Upper Arm Tube	1120719
20	Square Key - 3/16" x 3/16" x 1-1/4"	1120762
21	Sprocket - T10-40 - 3/4" Bore	1120751
22	Flange Bearing - 3/4"	1704811
23	Hex Head Cap Screw - 3/8" x 1-1/4"	1702891
24	Motor Shaft Support Bracket	1120721
25	Nylon Lock Hex Nut - 1/2"	1702115
26	Roller Chain Assy - 31-3/4"	1120763
27	Chain Connector Link	1701057
28	Front Roll Tube Connector	1120738
29	Wire Clip - 3/4" ID	1702108
30	Self-Drilling Screw - 1/4" x 3/4"	1700398
31	Ring Terminal - 6 Ga. x 1/4" Stud - Motor/Solenoid	*1702707
32	Rubber Insulating Boot	*1704330
33	Coiled Wire - 6 Ga. x 16'8"	1704788
34	Lower Arm Hinge Plate	1120714
35	Lower Arm Tube	1120715
36	Hex Head Cap Screw - 1/2" x 3-1/2"	1700378
37	Pivot Plate	1120716

*These items are NOT shown in the drawing.



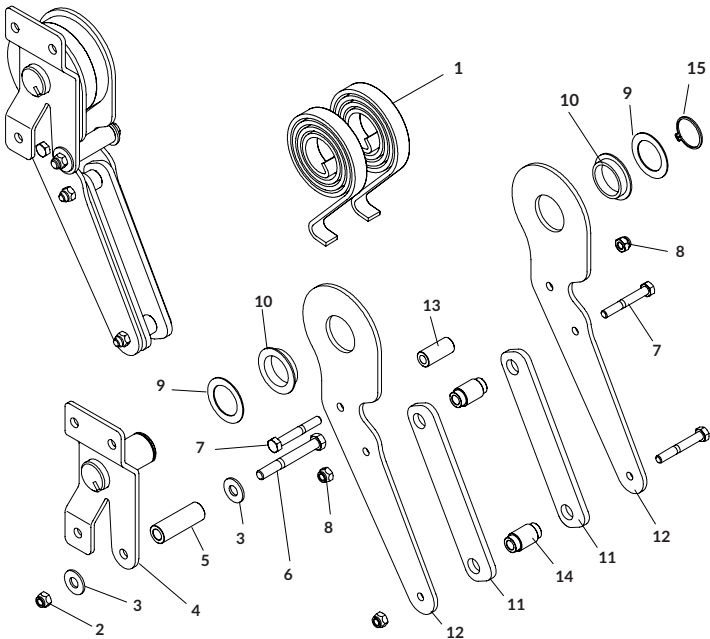
ARM ASSEMBLIES - REAR

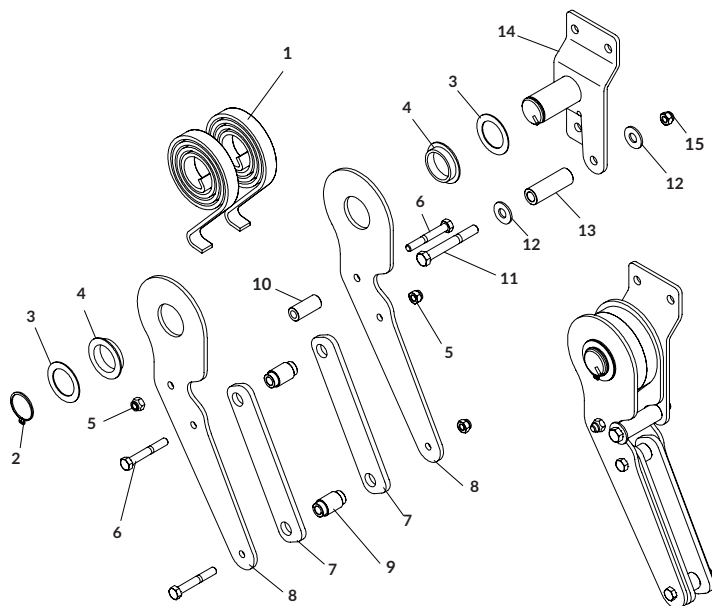
DESCRIPTION	P/N
KITS	
Upper Arm Assy - Rear [Includes: 7; 9; 2 of 5, 6 & 8; 4 of 4]	1120758
Rear Arm Assy [Includes 1; 7; 9; 13; 2 of 2, 3, 5, 6, 8, 10, 11, 12, 14 & 15; 4 of 6; 10 of 4]	1120761
PARTS	
1 Rear Roll Tube Connector	1120736
2 Locking Collar	1704807
3 Flange Bushing - 1.281" ID x 1.522" OD	1704468
4 Nylon Lock Hex Nut - 1/2"	1702115
5 Idler Shaft Bearing Plate	1120731
6 Hex Head Cap Screw - 1/2" x 3-1/4"	1704808
7 Upper Arm Tube	1120719
8 Hex Head Cap Screw - 1/2" x 2-3/4"	1704809
9 Upper Hinge	1120718
10 Flat Washer - Bronze - 1/8" x 1-1/2"	1704810
11 Lower Arm Hinge Spacer	1120712
12 Lower Arm Hinge Plate	1120714
13 Lower Arm Tube	1120715
14 Hex Head Cap Screw - 1/2" x 3-1/2"	1700378
15 Pivot Plate	1120716



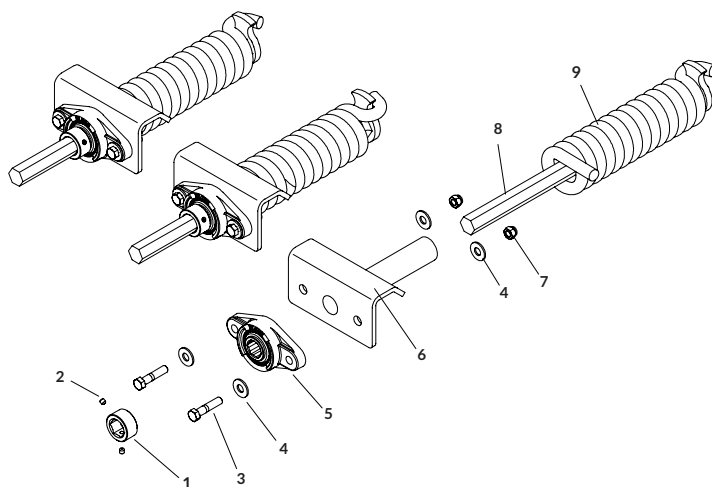
PUSH-OUT ASSEMBLIES - FRONT

DESCRIPTION	P/N
KITS	
Push-Out Assy - Front [Includes 2; 4; 5; 6; 13; 15; 2 of 1, 3, 9, 10, 11, 12, 14; 3 of 7 & 8]	1120755
PARTS	
1 Spiral Torsion Spring	1111027
2 Nylon Lock Nut - 3/8"	1701580
3 Flat Washer - 3/8"	1700429
4 Push-Out Pivot Weldment - Front	1120746
5 Push-Out Stop Tube	1120752
6 Hex Head Cap Screw - 3/8" x 3"	1700371
7 Hex Head Cap Screw - 5/16" x 2-1/4"	1202899
8 Nylon Lock Hex Nut - 5/16"	1700419
9 Flat Washer - 1-1/4" x 1-7/8"	1702890
10 Flange Bushing - 1.281" ID x 1.522" OD	1704468
11 Push-Out Plate	1120745
12 Push-Out Wear Band	1120754
13 Push-Out Spring Catch	1120753
14 Push-Plate Spacer	1120713
15 Retaining Ring - 1-1/4"	1702888

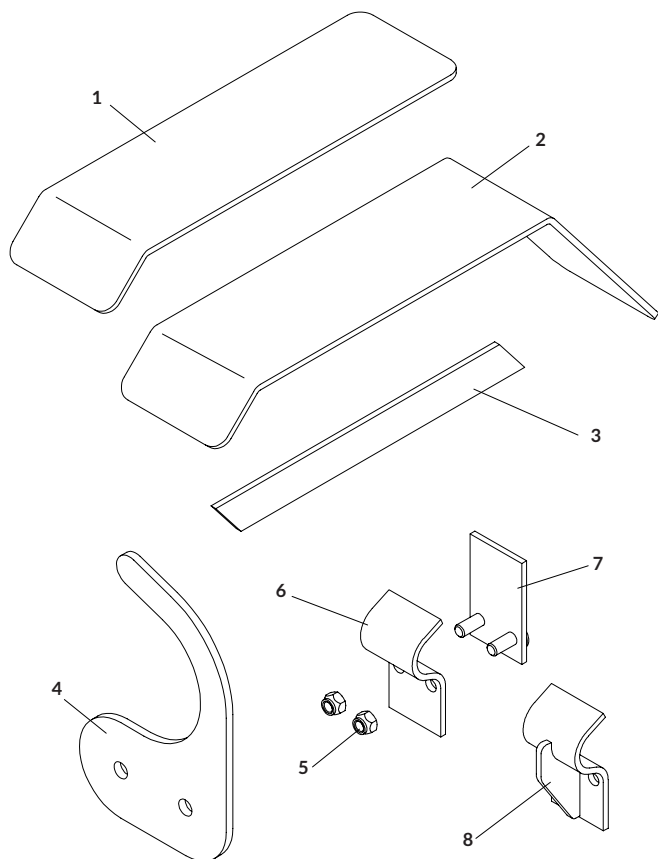


PUSH-OUT ASSEMBLIES - REAR

DESCRIPTION	P/N
KITS	
Push-Out Assy - Rear [Includes 2; 10; 11; 13; 14; 15; 2 of 1, 3, 4, 7, 8, 1120756 9, 12; 3 of 5 & 6]	
PARTS	
1 Spiral Torsion Spring	1111027
2 Retaining Ring - 1-1/4"	1702888
3 Flat Washer - 1-1/4" x 1-7/8"	1702890
4 Flange Bushing - 1.281" ID x 1.522" OD	1704468
5 Nylon Lock Hex Nut - 5/16"	1700419
6 Hex Head Cap Screw - 5/16" x 2-1/4"	1202899
7 Push-Out Plate	1120745
8 Push-Out Wear Band	1120754
9 Push-Plate Spacer	1120713
10 Push-Out Spring Catch	1120753
11 Hex Head Cap Screw - 3/8" x 3"	1700371
12 Flat Washer - 3/8"	1700429
13 Push-Out Stop Tube	1120752
14 Push-Out Pivot Weldment - Rear	1120743
15 Nylon Lock Nut - 3/8"	1701580

SPRING ASSEMBLIES

DESCRIPTION	P/N
KITS	
Spring Assy - Front [Includes 1; 5; 6; 8; 9; 2 of 2, 3 & 7; 4 of 4]	1120909
Spring Assy - Rear [Includes 1; 5; 6; 8; 9; 2 of 2, 3 & 7; 4 of 4]	1120910
PARTS	
1 Locking Collar - 7/8"	1704489
2 Set Screw - 1/4" x 1/4"	1704491
3 Hex Head Cap Screw - 3/8" x 1-3/4"	1700369
4 Flat Washer - 3/8"	1700429
5 Flange Bearing - 7/8" Hex	1704456
6 Spring Retainer Weldment	1118955
7 Nylon Lock Nut - 3/8"	1701580
8 Spring Shaft	1120735
9 Torsion Spring 15-Coil - L	1704476
Torsion Spring 15-Coil - R	1704477

TARP CRADLE

DESCRIPTION	P/N
PARTS	
1 Tarp Cradle Extension	1121980
2 Tarp Cradle	1120748
3 Tarp Cradle Gusset	1121979
4 Tarp Retainer Hook	1120740
5 Nylon Lock Nut - 3/8"	1701580
6 Fixed Tube Clamp	1120732
7 Fixed Tube Anchor	1120733
8 Fixed Tube Clamp - Reinforced	1122995

BOX DETAILS | ORDER FORMS



BOX DETAIL SHEET FOR GRAIN CARTS AND GRAVITY WAGONS

ALL TARPS ARE CUSTOM-MADE TO ORDER AND ARE NON-RETURNABLE. CORRECT PHYSICAL MEASUREMENTS ARE ESSENTIAL FOR PROPER TARP FIT. PROVIDE ALL REQUESTED INFORMATION OR YOUR ORDER MAY BE DELAYED. **DO NOT** USE UNIVERSAL BOX SIZES. **ALWAYS** USE ACTUAL MEASUREMENTS. BOX SIZE AND FINISHED TARP SIZE ARE **NOT** THE SAME.

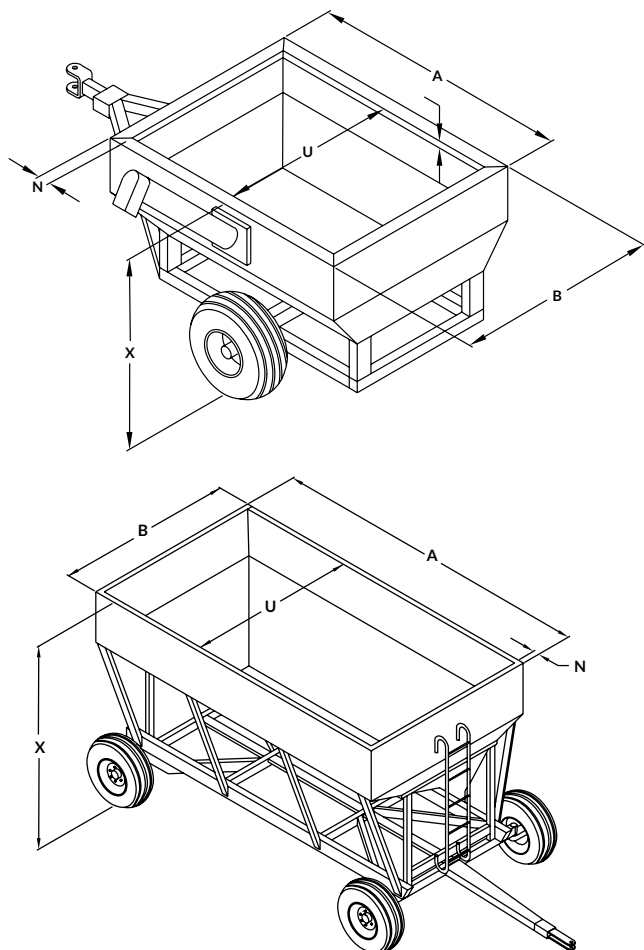


FIGURE 1

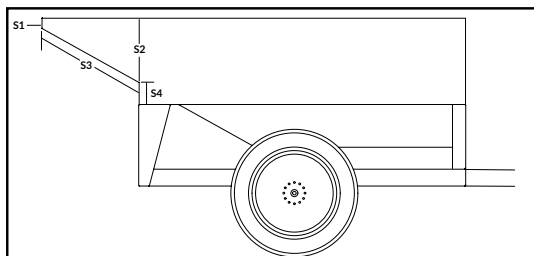
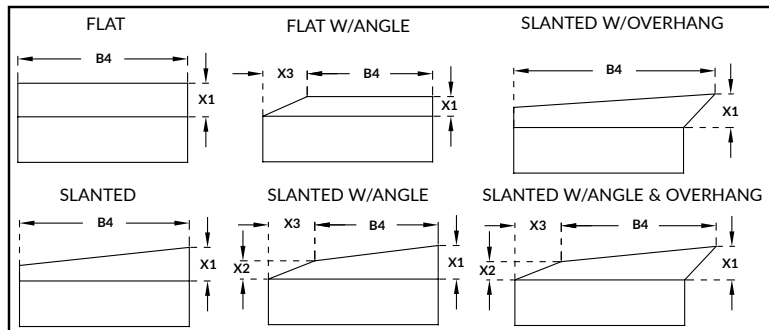


FIGURE 2



NOTE: Flat caps can **ONLY** be used on a SLANTED extension (see above), and the side walls **MUST BE VERTICAL**.

CONTACT INFORMATION

G001BD-1223

NAME _____
 ADDRESS _____
 EMAIL _____
 CITY _____ STATE _____ ZIP _____
 PHONE _____ FAX _____
 BOX/TRAILER MAKE _____
 MODEL _____ YEAR _____

BOX DIMENSIONS

A _____ UPPER OUTSIDE BOX LENGTH
 B _____ UPPER OUTSIDE BOX WIDTH
 Front _____ Center _____ Rear _____
 N _____ TOP RAIL WIDTH
 U _____ INSIDE BOX WIDTH
 X _____ UPPER OUTSIDE BOX HEIGHT
 LIP IN LIP OUT

REAR CONFIGURATION *Must answer this to determine rear crank retainer brackets and rear bracket on 4500 Electric.*

VERTICAL SLOPED

REAR SLOPE DIMENSIONS *See Figure 1*

S1 _____ REAR UPPER VERTICAL
 S2 _____ SLOPE HEIGHT
 S3 _____ SLOPE LENGTH
 S4 _____ REAR CROSSBEAM HEIGHT

BOX EXTENSION STYLE *See Figures 2 and 3*

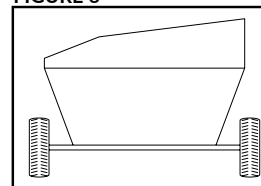
FLAT SLANTED FLAT W/ANGLE
 SLANTED W/ANGLE SLANTED W/OVERHANG
 SLANTED W/OVERHANG AND ANGLE NO EXTENSION

BOX EXTENSION DIMENSIONS

B4 _____ EXTENSION WIDTH
 X1 _____ EXTENSION HEIGHT DRIVER SIDE
 X2 _____ EXTENSION HEIGHT PASSENGER SIDE
 X3 _____ LOWER EXTENSION ANGLE

TARP COLOR(S) _____

FIGURE 3



NOTE: If ordering galvanized caps, make sure box is flat across top. Figure 2 shows a box with an uneven angle across the top. Galvanized caps will **NOT** fit this box; you must order fabric caps instead.

BOX DETAIL SHEET FOR CABLE-LOK™ FOR FARM BODIES AND TENDERS

ALL TARPS ARE CUSTOM-MADE TO ORDER AND ARE NON-RETURNABLE. CORRECT PHYSICAL MEASUREMENTS ARE ESSENTIAL FOR PROPER TARP FIT. PROVIDE ALL REQUESTED INFORMATION OR YOUR ORDER MAY BE DELAYED. **DO NOT** USE UNIVERSAL BOX SIZES. **ALWAYS** USE ACTUAL MEASUREMENTS. BOX SIZE AND FINISHED TARP SIZE ARE **NOT** THE SAME.

CONTACT INFORMATION

G006BD-1223

NAME _____
 ADDRESS _____
 EMAIL _____
 CITY _____ STATE _____ ZIP _____
 PHONE _____ FAX _____
 BOX/TRAILER MAKE _____
 MODEL _____ YEAR _____

BOX STYLE

FARM BODY TENDER BODY

BOX DIMENSIONS

A _____ UPPER BOX LENGTH
 B _____ UPPER BOX WIDTH
 N _____ TOP RAIL WIDTH
 U _____ INSIDE BOX WIDTH
 X _____ OUTSIDE BOX HEIGHT FROM GROUND

TARP COLOR(S) _____

CORNER CONFIGURATION See Figure 1

SQUARE DIAGONAL RADIUS

C _____ OUTSIDE CORNER RADIUS For all radius fronts
 E _____ FLAT ACROSS FRONT
 V _____ FLAT ACROSS DIAGONAL
 W _____ DIAGONAL DEPTH

REPLACEMENT TARPS

TYPE OF TARP BEING REPLACED See Figure 2 for outer hole distance

CABLE-LOK™ W/CHANNEL

OTHER W/CHANNEL OTHER BRAND _____

OTHER W/RIVETS No. Rivets _____ Outer Hole Distance _____

_____ FINISHED SEWN TARP LENGTH

_____ FINISHED SEWN TARP WIDTH

TYPE OF CAP MEASURED See Figure 3

FACE MOUNT TOP MOUNT

CR _____ END CAP RISE

CD _____ END CAP DEPTH Front _____ Rear _____

_____ OUTSIDE END CAP TO END CAP LENGTH

_____ BOX WIDTH

_____ BOX LENGTH

FIGURE 1

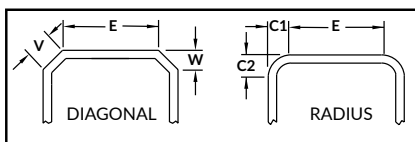


FIGURE 2

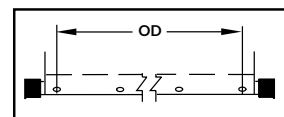
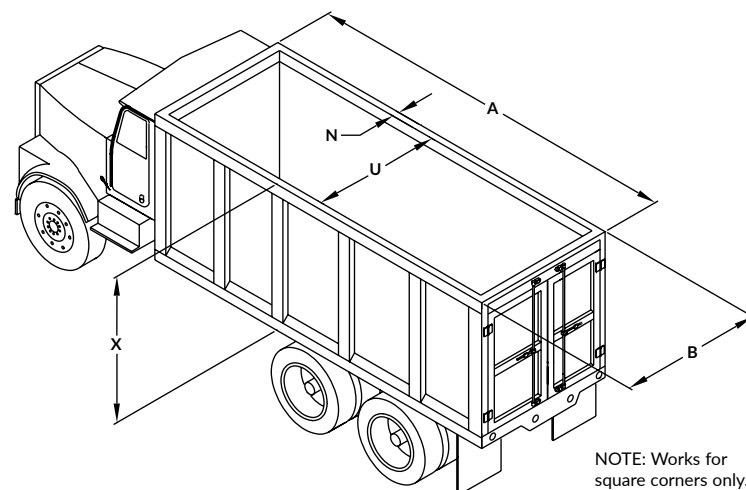
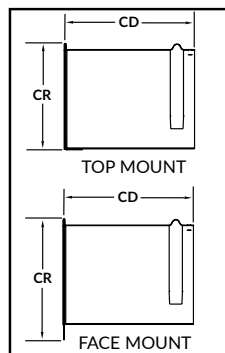


FIGURE 3



NOTE: Works for square corners only.

BOX DETAIL SHEET FOR CABLE-LOK™ FOR SPREADERS

ALL TARPS ARE CUSTOM-MADE TO ORDER AND ARE NON-RETURNABLE. CORRECT PHYSICAL MEASUREMENTS ARE ESSENTIAL FOR PROPER TARP FIT. PROVIDE ALL REQUESTED INFORMATION OR YOUR ORDER MAY BE DELAYED. **DO NOT** USE UNIVERSAL BOX SIZES. **ALWAYS** USE ACTUAL MEASUREMENTS. BOX SIZE AND FINISHED TARP SIZE ARE **NOT** THE SAME.

CONTACT INFORMATION

NAME _____ G007BD-1223
 ADDRESS _____
 EMAIL _____
 CITY _____ STATE _____ ZIP _____
 PHONE _____ FAX _____
 BOX/TRAILER MAKE _____
 MODEL _____ YEAR _____

BOX DIMENSIONS

A _____ OUTER BOX LENGTH (END PANEL TO END PANEL)
 B _____ OUTER BOX WIDTH
 N _____ TOP RAIL WIDTH
 U _____ INSIDE BOX WIDTH
 X _____ BOX HEIGHT FROM GROUND

SPINNER TYPE

G4 G5 (No manual option for G5 spinners)

JOHN DEERE MODELS ONLY

TARP COLOR: BLACK YELLOW GREEN
 MODE OF OPERATION: MAUNAL SMARTDRIVE™
 SMARTDRIVE™ EXPRESS COMMANDCENTER™

OTHER MODELS

TARP COLOR(S): _____
 MODE OF OPERATION: MAUNAL DURABUILT™ ROCKER
 DURABUILT™ EZR™* SMARTDRIVE™ EZR™ EXPRESS*
 SMARTDRIVE™ ROCKER EXPRESS * Remote Included

REMOTE UPGRADE - ALL ELECTRIC KITS CAN BE OPERATED W/REMOTE

SHURLINK™ EZR SHURLINK™ PRO

REPLACEMENT TARPS

TYPE OF TARP BEING REPLACED See Figure 1 for outer hole distance

CABLE-LOK™ W/CHANNEL

OTHER W/CHANNEL OTHER BRAND _____

OTHER W/RIVETS No. Rivets _____ Outer Hole Distance _____

_____ FINISHED SEWN TARP LENGTH

_____ FINISHED SEWN TARP WIDTH

TYPE OF CAP MEASURED See Figure 2

STAINLESS FACE MOUNT

STAINLESS TOP MOUNT

GALVANIZED FACE MOUNT

GALVANIZED TOP MOUNT

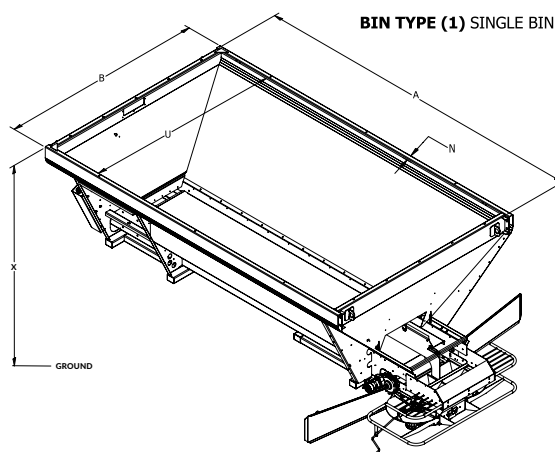
CR _____ END CAP RISE

CD _____ END CAP DEPTH Front _____ Rear _____

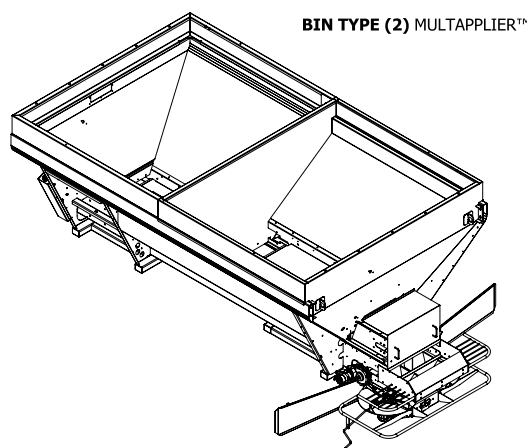
_____ OUTSIDE END CAP TO END CAP LENGTH

_____ BOX WIDTH

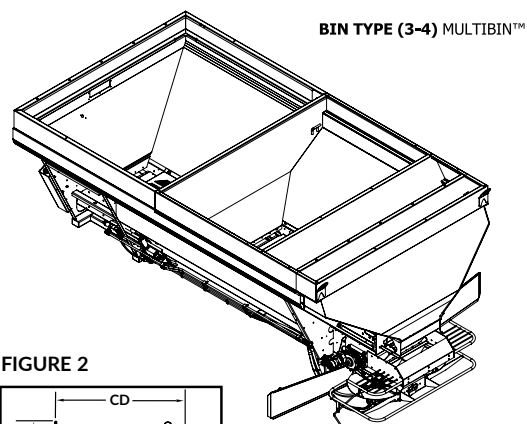
_____ BOX LENGTH



BIN TYPE (1) SINGLE BIN



BIN TYPE (2) MULTAPPLIER™



BIN TYPE (3-4) MULTIBIN™

FIGURE 2

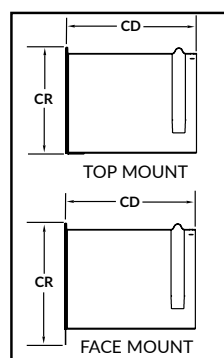
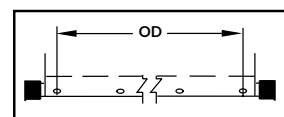


FIGURE 1



BOX DETAIL SHEET FOR CABLE-LOK™ FOR GRAIN CARTS & GRAVITY WAGONS

ALL TARPS ARE CUSTOM-MADE TO ORDER AND ARE NON-RETURNABLE. CORRECT PHYSICAL MEASUREMENTS ARE ESSENTIAL FOR PROPER TARP FIT. PROVIDE ALL REQUESTED INFORMATION OR YOUR ORDER MAY BE DELAYED. **DO NOT** USE UNIVERSAL BOX SIZES. **ALWAYS** USE ACTUAL MEASUREMENTS. BOX SIZE AND FINISHED TARP SIZE ARE **NOT** THE SAME.

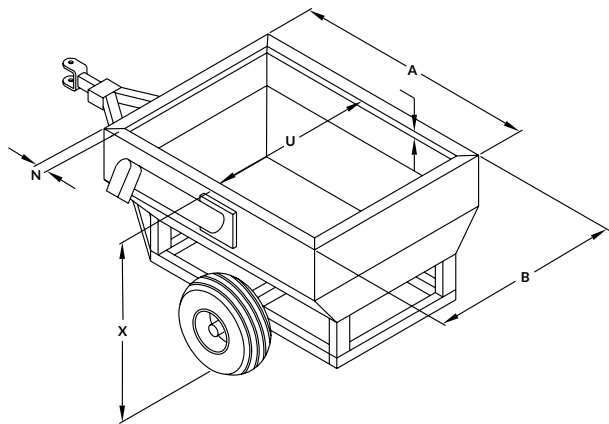


FIGURE 1

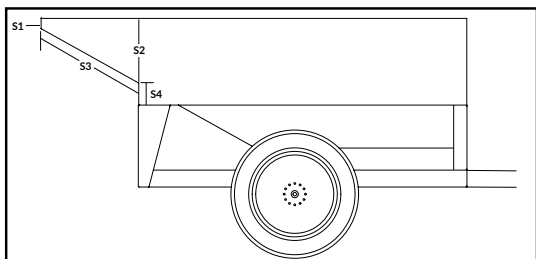


FIGURE 2

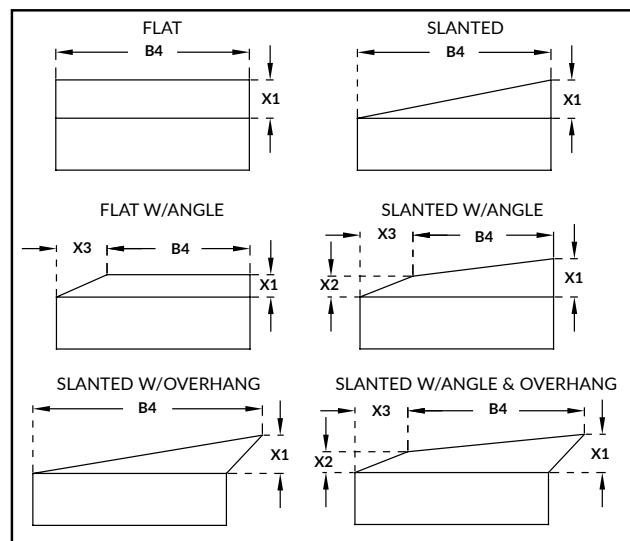


FIGURE 3

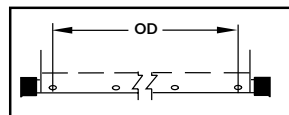
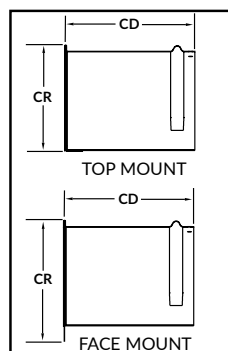


FIGURE 4



CONTACT INFORMATION

G005BD-1223

NAME _____

ADDRESS _____

EMAIL _____

CITY _____ STATE _____ ZIP _____

PHONE _____ FAX _____

BOX/TRAILER MAKE _____

MODEL _____ YEAR _____

BOX DIMENSIONS

A _____ UPPER OUTSIDE BOX LENGTH

B _____ UPPER OUTSIDE BOX WIDTH

Front _____ Center _____ Rear _____

N _____ TOP RAIL WIDTH

U _____ INSIDE BOX WIDTH

X _____ OUTSIDE BOX HEIGHT FROM GROUND

LIP IN LIP OUT

REAR CONFIGURATION *Must answer this to determine rear crank retainer brackets.*

VERTICAL SLOPED

REAR SLOPE DIMENSIONS *See Figure 1*

S1 _____ REAR UPPER VERTICAL

S2 _____ SLOPE HEIGHT

S3 _____ SLOPE LENGTH

S4 _____ REAR CROSSBEAM HEIGHT

BOX EXTENSION STYLE *See Figure 2*

FLAT SLANTED FLAT W/ANGLE SLANTED W/ANGLE

SLANTED W/OVERHANG SLANTED W/OVERHANG AND ANGLE

NO EXTENSION

BOX EXTENSION DIMENSIONS

B4 _____ EXTENSION WIDTH

X1 _____ EXTENSION HEIGHT DRIVER'S SIDE

X2 _____ EXTENSION HEIGHT PASSENGER SIDE

X3 _____ LOWER EXTENSION ANGLE

TARP COLOR(S) _____

REPLACEMENT TARPS

TYPE OF TARP BEING REPLACED *See Figure 3 for outer hole distance*

CABLE-LOK™ W/CHANNEL

OTHER W/CHANNEL OTHER BRAND _____

OTHER W/RIVETS No. Rivets _____ Outer Hole Distance _____

_____ FINISHED SEWN TARP LENGTH

_____ FINISHED SEWN TARP WIDTH

TYPE OF CAP MEASURED *See Figure 4*

FACE MOUNT TOP MOUNT

CR _____ END CAP RISE

CD _____ END CAP DEPTH Front _____ Rear _____

_____ OUTSIDE END CAP TO END CAP LENGTH

_____ BOX WIDTH _____ BOX LENGTH

BOX DETAIL SHEET FOR FARM BODIES AND TENDERS

ALL TARPS ARE CUSTOM-MADE TO ORDER AND ARE NON-RETURNABLE. CORRECT PHYSICAL MEASUREMENTS ARE ESSENTIAL FOR PROPER TARP FIT. PROVIDE ALL REQUESTED INFORMATION OR YOUR ORDER MAY BE DELAYED. **DO NOT** USE UNIVERSAL BOX SIZES. **ALWAYS** USE ACTUAL MEASUREMENTS. BOX SIZE AND FINISHED TARP SIZE ARE **NOT** THE SAME.

CONTACT INFORMATION

G002BD-1223

NAME _____
 ADDRESS _____
 EMAIL _____
 CITY _____ STATE _____ ZIP _____
 PHONE _____ FAX _____
 BOX/TRAILER MAKE _____
 MODEL _____ YEAR _____

BOX STYLE

FARM BODY

TENDER BODY

BOX DIMENSIONS

A _____ UPPER BOX LENGTH
 B _____ UPPER BOX WIDTH
 Front _____ Center _____ Rear _____
 N _____ TOP RAIL WIDTH
 U _____ INSIDE BOX WIDTH
 X _____ OUTSIDE BOX HEIGHT FROM GROUND

CORNER CONFIGURATION See Figure 1

SQUARE

DIAGONAL

RADIUS

C _____ OUTSIDE CORNER RADIUS *For all radius fronts*
 E _____ FLAT ACROSS FRONT
 V _____ FLAT ACROSS DIAGONAL
 W _____ DIAGONAL DEPTH

IF TENDER:

MOUNTING STYLE: TENDER TRUCK TENDER TRAILER

SPREADER STYLE: REAR SIDE-FOLD REAR
 REAR OVER BOX

TARP WEIGHT*

18 OZ.

22 OZ.

TARP COLOR(S) _____

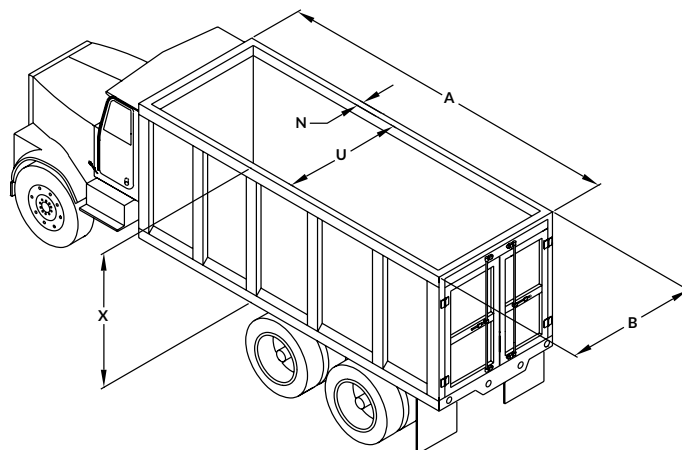
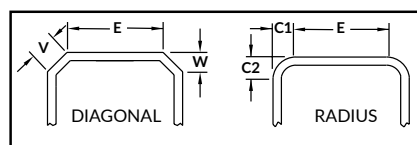


FIGURE 1



BOX DETAIL SHEET FOR GRAIN TRAILERS

ALL TARPS ARE CUSTOM-MADE TO ORDER AND ARE NON-RETURNABLE. CORRECT PHYSICAL MEASUREMENTS ARE ESSENTIAL FOR PROPER TARP FIT. PROVIDE ALL REQUESTED INFORMATION OR YOUR ORDER MAY BE DELAYED. **DO NOT** USE UNIVERSAL BOX SIZES. **ALWAYS** USE ACTUAL MEASUREMENTS. BOX SIZE AND FINISHED TARP SIZE ARE **NOT** THE SAME.

FIGURE 1 SLOPED TRAILER

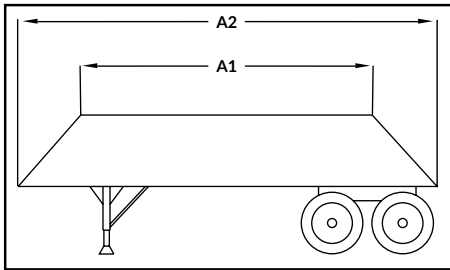


FIGURE 2 VERTICAL TRAILER

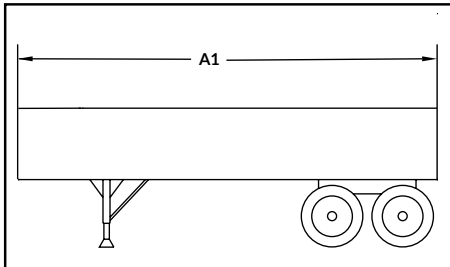
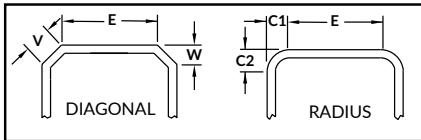
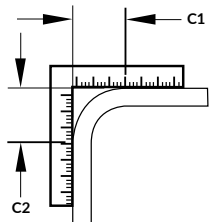


FIGURE 2



To measure radius corners correctly, place a carpenter's square on the front radius of the trailer. Measure at the point where the radius starts to arch around the front of the trailer.



CONTACT INFORMATION

G003BD-1223

NAME _____
 ADDRESS _____
 EMAIL _____
 CITY _____ STATE _____ ZIP _____
 PHONE _____ FAX _____
 BOX/TRAILER MAKE _____
 BOX/TRAILER MODEL _____

BOX DIMENSIONS *See Figure 1 for A1 and A2 measurements*

A _____ UPPER BOX LENGTH
 A1 _____ TAPERED UPPER LENGTH
 A2 _____ TAPERED LOWER LENGTH
 B _____ UPPER BOX WIDTH
 Front _____ Center _____ Rear _____
 N _____ TOP RAIL WIDTH
 U _____ INSIDE BOX WIDTH
 X _____ BOX HEIGHT

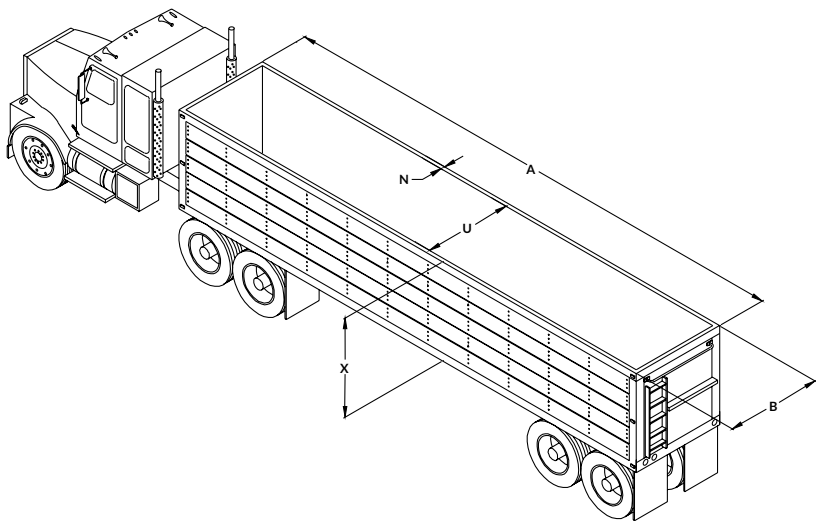
CORNER CONFIGURATION *See Figure 3*

	SQUARE	DIAGONAL	RADIUS
C _____	OUTSIDE CORNER RADIUS <i>For all radius fronts</i>		
C1 _____	FRONT RADIUS		
C2 _____	SIDE RADIUS		
E _____	FLAT ACROSS FRONT		
V _____	FLAT ACROSS DIAGONAL		
W _____	DIAGONAL DEPTH		

TARP WEIGHT

18 OZ. 22 OZ.

TARP COLOR(S) _____



BOX DETAIL SHEET FOR LIVE-BOTTOM TRAILERS

CORRECT PHYSICAL MEASUREMENTS ARE ESSENTIAL FOR PROPER TARP FIT. PROVIDE ALL REQUESTED INFORMATION OR YOUR ORDER MAY BE DELAYED. **DO NOT** USE UNIVERSAL BOX SIZES. **ALWAYS** USE ACTUAL MEASUREMENTS. BOX SIZE AND FINISHED TARP SIZE ARE NOT THE SAME.

FIGURE 2

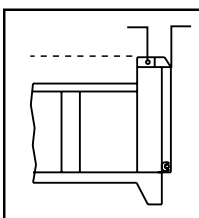
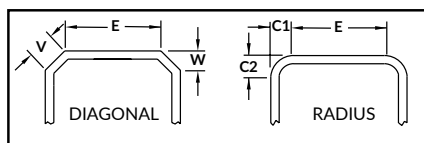


FIGURE 1



To measure radius corners correctly, place a carpenter's square on the front radius of the trailer. Measure at the point where the radius starts to arch around the front of the trailer.

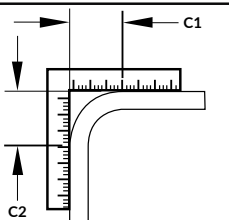
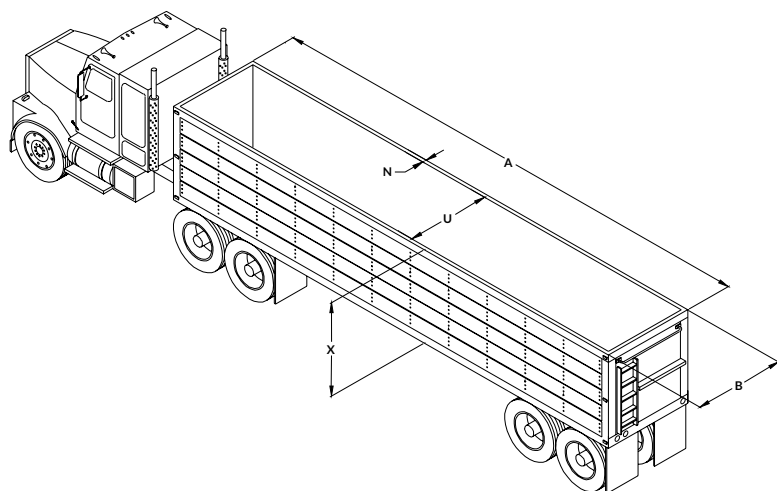
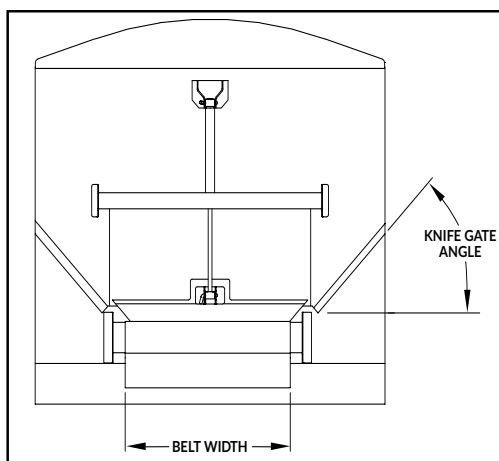


FIGURE 3



CONTACT INFORMATION

G016BD-1119

NAME _____
 ADDRESS _____
 EMAIL _____
 CITY _____ STATE _____ ZIP _____
 PHONE _____ FAX _____
 BOX/TRAILER MAKE _____
 BOX/TRAILER MODEL _____

BOX DIMENSIONS

A _____ UPPER BOX LENGTH
 B _____ UPPER BOX WIDTH
 Front _____ Center _____ Rear _____

N _____ TOP RAIL WIDTH
 U _____ INSIDE BOX WIDTH
 X _____ BOX HEIGHT

CORNER CONFIGURATION See Figure 1

SQUARE DIAGONAL RADIUS

C _____ OUTSIDE CORNER RADIUS | For all radius fronts
 C1 _____ FRONT RADIUS
 C2 _____ SIDE RADIUS

E _____ FLAT ACROSS FRONT
 V _____ FLAT ACROSS DIAGONAL
 W _____ DIAGONAL DEPTH

REAR DOOR STYLE TOP HINGE SIDE HINGE

REAR HINGE DEPTH See Figure 2 0" TO 10" 11" TO 17"

MANUAL OVERRIDE KIT" YES NO

*Recommended if hinge depth is > 2".

BACK CAP CHOICE** ALUMINUM FABRIC CAP

**MUST be 20-1/4" deep.

KNIFE GATE See Figure 3 YES NO

KNIFE GATE ANGLE 45° 57°

BELT WIDTH 36" 42" 48" 60"

TARP WEIGHT 18 OZ. 22 OZ.

TARP COLOR(S) _____

BOX DETAIL SHEET FOR END DUMPS

ALL TARPS ARE CUSTOM-MADE TO ORDER AND ARE NON-RETURNABLE. CORRECT PHYSICAL MEASUREMENTS ARE ESSENTIAL FOR PROPER TARP FIT. PROVIDE ALL REQUESTED INFORMATION OR YOUR ORDER MAY BE DELAYED. **DO NOT** USE UNIVERSAL BOX SIZES. **ALWAYS** USE ACTUAL MEASUREMENTS. BOX SIZE AND FINISHED TARP SIZE ARE **NOT** THE SAME.

CONTACT INFORMATION

G004BD-1019

NAME _____
 ADDRESS _____
 EMAIL _____
 CITY _____ STATE _____ ZIP _____
 PHONE _____ FAX _____
 BOX/TRAILER MAKE _____

BOX DIMENSIONS

A _____ UPPER BOX LENGTH
 B _____ UPPER BOX WIDTH
 N _____ TOP RAIL WIDTH
 U _____ INSIDE BOX WIDTH
 X _____ BOX HEIGHT
 Front _____ Center _____ Rear _____

CORNER CONFIGURATION *Must select one — see Figure 1*

SQUARE DIAGONAL RADIUS/NO RECESS
 SQUARE RECESS DIAGONAL RECESS

C _____ OUTSIDE CORNER RADIUS *Needed for ALL radius fronts*
 D _____ RECESSED WIDTH E _____ FLAT ACROSS FRONT
 F _____ FRONT-CORNER POST G _____ GUSSET LENGTH
 V _____ FLAT ACROSS DIAG. W _____ DIAGONAL DEPTH

TARP RAIL STYLE *See Figure 2*

SQUARE SELF CLEANING SQUARE W/PLANKS*

*Are planks flush with outside of top rail? Y / N (Circle one)

TARP RAIL DROP *See Figure 3*

FRONT REAR

L _____ BULKHEAD DEPTH O1 _____ FRONT TOP RAIL DROP
 M _____ THRESHOLD DEPTH O2 _____ REAR TOP RAIL DROP

FRONT END STYLE *See Figure 4*

RAISED FRONT SHIELD RAISED SHIELD/FLAT TOP RAIL
 SLANT W/CURVED SLANT W/SQUARE RAISED FRONT
 RAISED FRONT SQUARE TUB W/INVERTED RAM

AD _____ CYLINDER HEIGHT J _____ UPPER SHIELD WIDTH
 AE _____ DOGHOUSE DEPTH J1 _____ DOGHOUSE WIDTH
 H _____ SHIELD HEIGHT K _____ LOWER SHIELD WIDTH

REAR DUMP STYLE *See Figure 5*

OVERSLUNG HINGE GATE COMBO DOOR HINGE GATE
 HIGH POWER LIFT GATE RAISED HINGE GATE

AF _____ HINGE DEPTH AK _____ HINGE HEIGHT
 B _____ BOX WIDTH/REAR

TARP WEIGHT

18 OZ. 22 OZ. MESH

TARP COLOR(S) _____

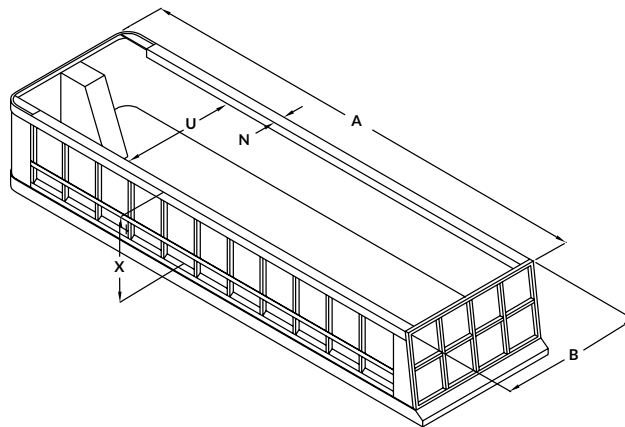


FIGURE 1

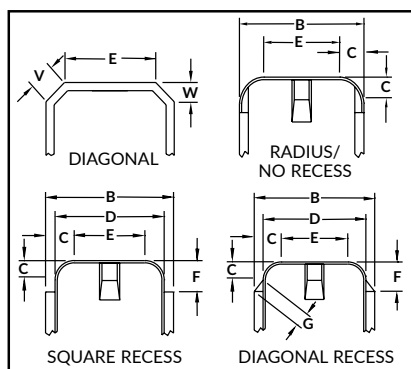


FIGURE 2

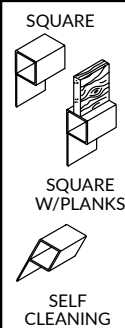


FIGURE 3

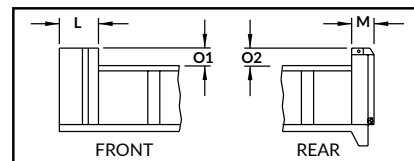


FIGURE 4

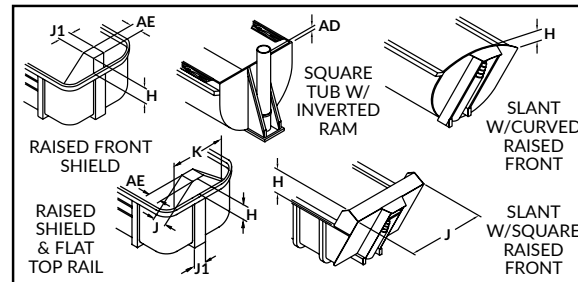
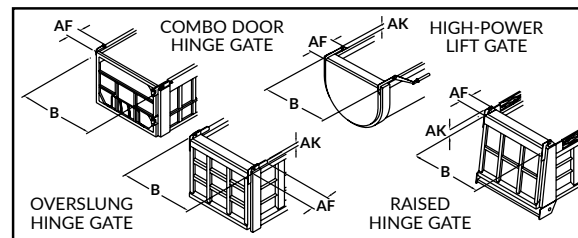
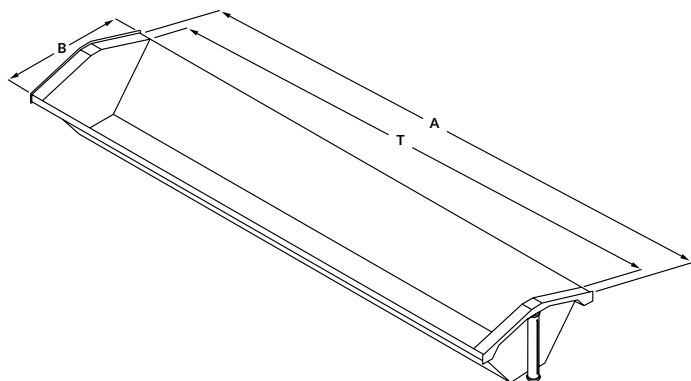


FIGURE 5



BOX DETAIL SHEET FOR SIDE DUMPS

ALL TARPS ARE CUSTOM-MADE TO ORDER AND ARE NON-RETURNABLE. CORRECT PHYSICAL MEASUREMENTS ARE ESSENTIAL FOR PROPER TARP FIT. PROVIDE ALL REQUESTED INFORMATION OR YOUR ORDER MAY BE DELAYED. **DO NOT** USE UNIVERSAL BOX SIZES. **ALWAYS** USE ACTUAL MEASUREMENTS. BOX SIZE AND FINISHED TARP SIZE ARE **NOT** THE SAME.



CONTACT INFORMATION

G010BD-0618

NAME _____

ADDRESS _____

EMAIL _____

CITY _____ STATE _____ ZIP _____

PHONE _____ FAX _____

BOX DIMENSIONS

LEAD TRAILER

MAKE _____ YEAR _____

A _____ UPPER OUTSIDE BOX LENGTH

B _____ UPPER OUTSIDE BOX WIDTH

T _____ INSIDE BOX LENGTH

PUP TRAILER

MAKE _____ YEAR _____

A _____ UPPER OUTSIDE BOX LENGTH

B _____ UPPER OUTSIDE BOX WIDTH

T _____ INSIDE BOX LENGTH

DISTANCE FROM FRONT OF PUP TO BATTERY _____

TARP LENGTH

4 FT. 35 FT. 36 FT. OTHER _____

TARP FABRIC/COLOR: Available in Black Mesh Only

BOX DETAIL SHEET FOR TATER-TOP™ FOR POTATO BOXES

CORRECT PHYSICAL MEASUREMENTS ARE ESSENTIAL FOR PROPER TARP FIT. PROVIDE ALL REQUESTED INFORMATION OR YOUR ORDER MAY BE DELAYED. **DO NOT** USE UNIVERSAL BOX SIZES. **ALWAYS** USE ACTUAL MEASUREMENTS. BOX SIZE AND FINISHED TARP SIZE ARE **NOT** THE SAME.

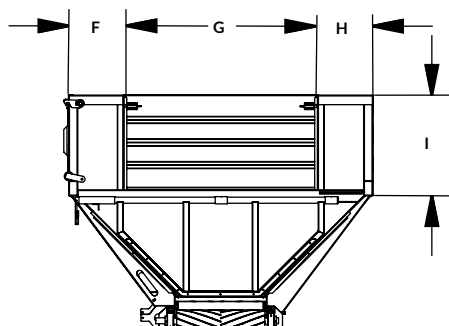
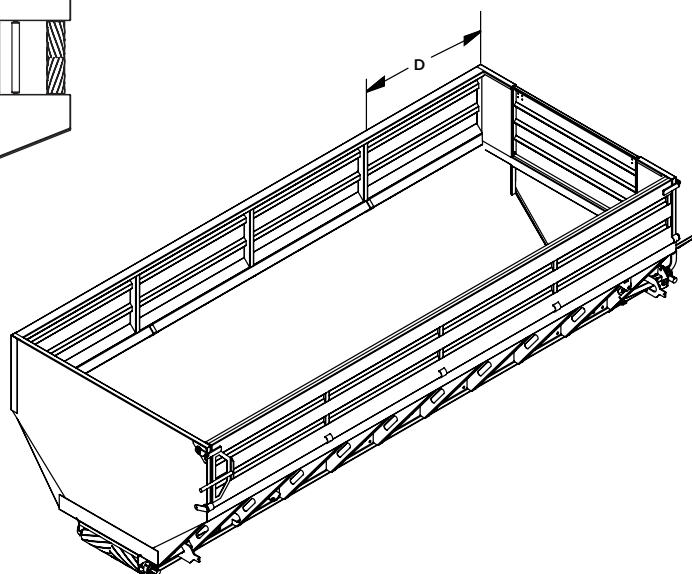
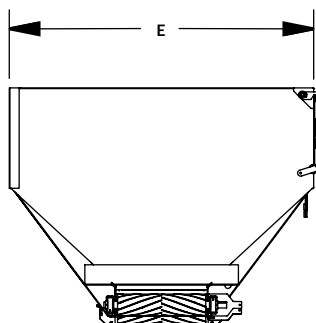
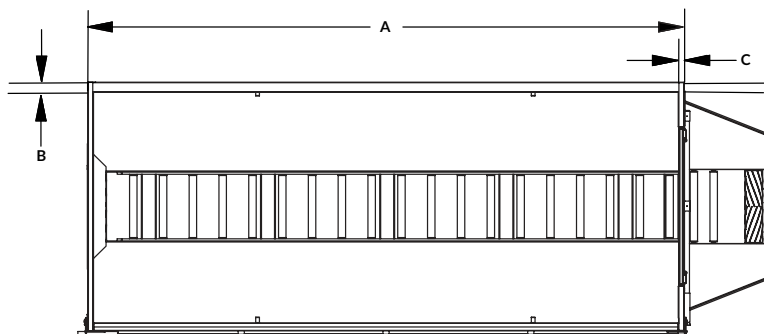
CONTACT INFORMATION

NAME _____
 ADDRESS _____
 EMAIL _____
 CITY _____ STATE _____ ZIP _____
 PHONE _____ FAX _____
 TRAILER MAKE _____
 MODEL _____ YEAR _____

TRAILER DIMENSIONS

G17BD-1223

A _____ OUTSIDE BOX LENGTH
 B _____ PASS TOP RAIL WIDTH
 C _____ REAR TOP RAIL WIDTH
 D _____ PASS RIB DISTANCE
 E _____ OUTSIDE BOX WIDTH
 F _____ DOOR REAR WALL WIDTH
 G _____ REAR DOOR WIDTH
 H _____ PASS REAR WALL WIDTH
 I _____ PASS SIDE WALL HEIGHT
 J _____ REAR DOOR HEIGHT
 K _____ FRONT WALL OBSTRUCTIONS (CYLINDERS, ARMS, BRACKETS, ETC. - MEASURE HOW FAR OUT THESE EXTEND)



ADDITIONAL INFORMATION NEEDED

FIXED REAR GATE

FOLD-IN WALL

DO NOT USE FOLD-IN WALL

_____ CATWALK HEIGHT (MEASURE TOP OF GATE TO TOP OF CATWALK)
 _____ LADDER PLATFORM HEIGHT (MEASURE TOP OF GATE TO TOP OF CATWALK)
 _____ DISTANCE FROM FRONT OF BOX TO BACK OF TRUCK CAB (MINIMUM CLEARANCE OF 12" REQUIRED)

BOX DETAIL SHEET FOR DRIVEMAXX™ ELECTRIC SWING AUGER DRIVE

CORRECT PHYSICAL MEASUREMENTS ARE ESSENTIAL FOR PROPER TARP FIT. PROVIDE ALL REQUESTED INFORMATION OR YOUR ORDER MAY BE DELAYED. DO NOT USE UNIVERSAL BOX SIZES. ALWAYS USE ACTUAL MEASUREMENTS. NOTE: AT THIS TIME, PRODUCT WILL NOT WORK WITH CONVEYOR BELT AUGERS.

CONTACT INFORMATION

G013BD-1118

NAME _____
 ADDRESS _____
 EMAIL _____
 CITY _____ STATE _____ ZIP _____
 PHONE _____ FAX _____
 AUGER MAKE _____
 MODEL _____ YEAR _____



Shur-Co®
Dealer Locator



Drive Maxx™
Landing Page

Call your local dealer for more information or use the QR code at the far left for our Dealer Locator. Or use the QR code for Shur-Co's DriveMaxx™ for more product details on our website.

AUGER DIMENSIONS

A _____ TRANSITION BOX WIDTH (ACTUAL)

B TUBE DIAMETER

8" 10" 12" 13" 14"

FLANGE Yes No

If yes, enter distance from edge of of flange to pre-existing mounting hole.

C _____

KIT TYPE

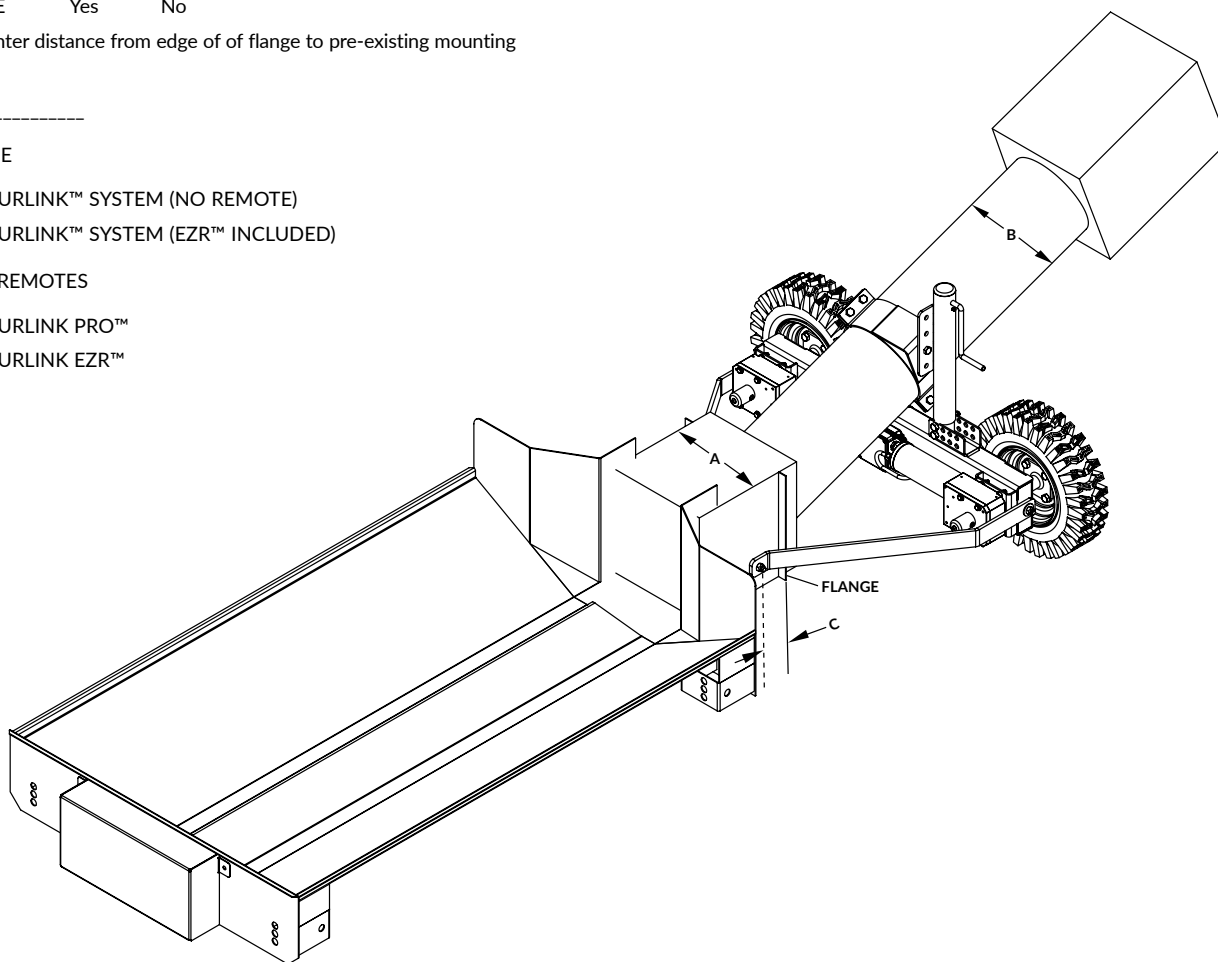
SHURLINK™ SYSTEM (NO REMOTE)

SHURLINK™ SYSTEM (EZR™ INCLUDED)

EXTRA REMOTES

SHURLINK PRO™

SHURLINK EZR™



BOX DETAIL SHEET FOR ELECTRIC GATE AND HOIST

CORRECT PHYSICAL MEASUREMENTS ARE ESSENTIAL FOR PROPER TARP FIT. PROVIDE ALL REQUESTED INFORMATION OR YOUR ORDER MAY BE DELAYED. DO NOT USE UNIVERSAL BOX SIZES. ALWAYS USE ACTUAL MEASUREMENTS. BOX SIZE AND FINISHED TARP SIZE ARE NOT THE SAME.

CONTACT INFORMATION

G014BD-1018

NAME _____
 ADDRESS _____
 EMAIL _____
 CITY _____ STATE _____ ZIP _____
 PHONE _____ FAX _____
 BOX/TRAILER MAKE _____

CURRENT TARPING SYSTEM

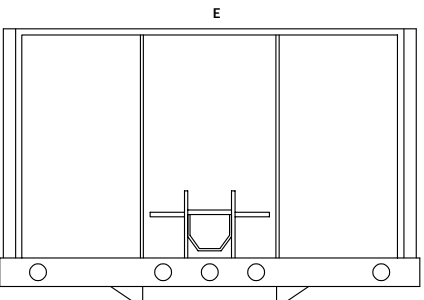
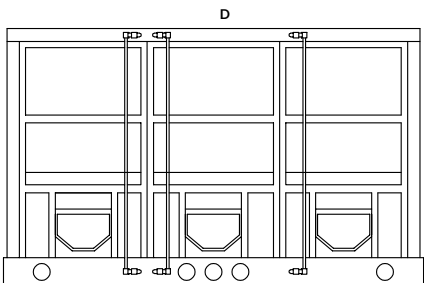
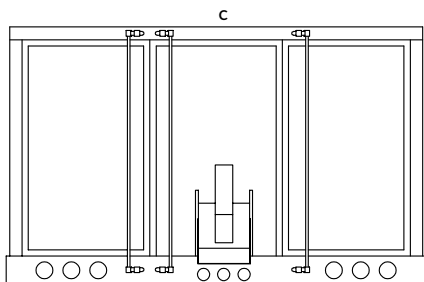
None Manual Electric*

*IF ELECTRIC TARPING SYSTEM, WHICH KIND:

Rocker SMART2™ SHURLINK EZR™ SHURLINK PRO™

Adding electric tarping system at same time as ordering the Gate and Hoist kit. Please enter P/N of tarping system here:

ONLY ONE (1) ACTUATOR PER KIT



BOX DIMENSIONS

BOX MAKE _____
 YEAR _____

A _____ Upper Box Length
 B _____ Upper Box Width
 N _____ Top Rail Width
 U _____ Inside Box Width
 X _____ Outside Box Height from Ground

REMOTE TYPE

SHURLINK EZR™ SHURLINK PRO™

HOIST TYPE

Air-Over Hydraulic

Yes No - Electric Gate & Hoist N/A

Style _____

BOX STYLE See illustrations at right and below

Type C Type D Type E

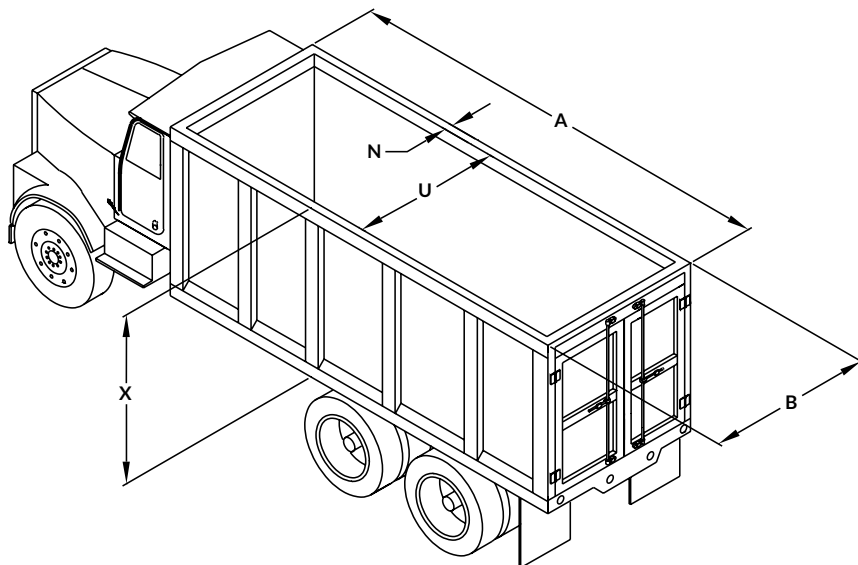
Other _____

GATE STYLE

Flat Ribbed

MANUALLY CONTROLLED AIR SWITCH

Yes No



SMARTrailer™ Accessories for Grain Trailers

ORDER FORM

Correct measurements are crucial to getting the right tarp fit. Provide all requested information or your order may be delayed. **DO NOT** use universal box sizes. **ALWAYS** use actual measurements.

CUSTOMER ID# _____ PO# _____ DATE _____ SOURCE CODE _____

NAME _____

ADDRESS _____ EMAIL _____ PHONE _____

CITY _____ STATE _____ ZIP _____

☐ END USER ORDER ☐ DEALER ORDER

SHIP TO _____

WHICH SYSTEMS DO YOU CURRENTLY HAVE INSTALLED?

ELECTRIC TARP SYSTEM

☐ 3500 SERIES ☐ 4500 SERIES ☐ Other _____

OPERATION TYPE

☐ ROCKER ☐ SMARTTRANSMITTER®

☐ SMART1+ ☐ SMART3™

☐ SMART2™ ☐ Vers. 8 ☐ Vers. 9 ☐ Other _____

☐ SHURLINK PRO™ ☐ SHURLINK EZR™ ☐ SHURLINK™ APP

DOES SYSTEM USE SMARTwire™? ☐ YES ☐ NO

ELECTRIC TRAP SYSTEM

☐ PROTRAP® ☐ AUTOTRAP™ ☐ MAXXTRAP™

OPERATION TYPE

☐ ROCKER ☐ SMARTTRANSMITTER®

☐ SMART1+ ☐ SMART3™

☐ SMART2™ ☐ Vers. 8 ☐ Vers. 9 ☐ Other _____

☐ SHURLINK PRO™ ☐ SHURLINK EZR™ ☐ SHURLINK™ APP

DOES SYSTEM USE SMARTwire™? ☐ YES ☐ NO

LIKE TO ADD?

☐ 4500 SERIES HD

☐ PROTRAP® / AUTOTRAP™

☐ 4500 SERIES HD / PROTRAP®

☐ 4500 SERIES HD / AUTOTRAP™

4500 SERIES HD GRAIN TRAILER

TRAILER MAKE

☐ WILSON ☐ EBY
☐ CORNHUSKER ☐ TIMPTE
☐ WESTERN ☐ NEVILLE*
☐ JET CO.* ☐ MERRITT*
☐ MAURER ☐ WHEELER*
☐ STOUGHTON ☐ HART MFG.
☐ Other _____

YEAR _____

* Backer plate recommended.

FRONT OF TRAILER

☐ VERTICAL ☐ SLOPED

ROLL DIRECTION OF TARP

☐ STANDARD ☐ REVERSE ROLL

REAR DOOR STYLE

☐ STANDARD ☐ TOP HING

☐ SIDE HINGE

DEPTH: LADDER _____

CATWALK _____

REAR DOOR STYLE

☐ U.S. DRIVER ☐ U.S. PASSENGER

☐ CENTER ☐ OFF-CENTER

RIB/RIVET SPACING _____

OPERATION TYPE

☐ ROCKER SWITCH*

*For 4500HD along, no ProTrap®/AutoTrap™ combos.

☐ SHURLINK PRO™ REMOTE

☐ SHURLINK EZR™ REMOTE

THE FOLLOWING **MUST** BE ORDERED SEPARATELY.

CRANK RETAINERS - QTY 2

(Used to store the crank under the king pin.)

☐ YES ☐ NO

U-CLAMPS & SCREWS

Existing Shur-Lok® will need new U-clamps/screws to reattach the tarp to the roll tube.

☐ U-CLAMPS ☐ SCREWS

PROTRAP® / AUTOTRAP™

TRAILER MAKE

☐ WILSON ☐ EBY
☐ CORNHUSKER ☐ TIMPTE
☐ WESTERN ☐ NEVILLE
☐ JET CO.* ☐ MERRITT
☐ MAURER ☐ WHEELER
☐ STOUGHTON ☐ HART MFG.
☐ Other _____

YEAR _____

* Special bracketry may be required.

CURRENTLY HAVE 3500/4500 WITH ROCKET SWITCH? WANT TO CONVERT TO WIRELESS?

☐ YES ☐ NO

MOTOR INSTALL LOCATION

☐ U.S. DRIVER ☐ U.S. PASSENGER

TRAP STYLE

☐ RACK & PINION ☐ STRAP-TRAP

SHAFT DIAMETER

☐ 1" ☐ 7/8" ☐ 3/4"

☐ Other _____

KNOCK RAIL

☐ YES ☐ NO

FRONT HOPPER

☐ DIRECT DRIVE - CLOCKWISE**

☐ DIRECT DRIVE - COUNTERCLOCKWISE**

REAR HOPPER



☐ DIRECT DRIVE - CLOCKWISE**

☐ DIRECT DRIVE - COUNTERCLOCKWISE**

** Direction is from the view of where motor will be mounted.

Train Electric Systems Available in Wireless ONLY.

NOTE: MUST go through special quote and SOP to get pricing, plus lead wire kit and coiled wire plug will be added to price.



**Second trailer can be pulled independently by a tractor.

SHAFT DIAMETER _____

LEAD/PUP TRAINS (Refer to above illustration.)

C _____ LEAD TRAIN LENGTH

D _____ TONGUE LENGTH ON PUP (A TRAIN)

E _____ DISTANCE BETWEEN LEAD & TRAILER (B TRAIN)

F _____ PULL / PUP TRAIN LENGTH

SOLAR ☐ YES ☐ NO

PULL/PUP ☐ YES ☐ NO

LEAD ☐ YES ☐ NO

Phone 800.474.8756 • Fax 605.665.0501

www.SHURCO.com

ORDER FORM

Correct measurements are crucial to getting the right tarp fit. Provide all requested information or your order may be delayed. **DO NOT** use universal box sizes. **ALWAYS** use actual measurements.

CUSTOMER ID# _____ PO# _____ DATE _____ SOURCE CODE _____

NAME _____

ADDRESS _____ EMAIL _____ PHONE _____

CITY _____ STATE _____ ZIP _____

☐ END USER ORDER ☐ DEALER ORDER

SHIP TO _____

4500 HD FOR END DUMP

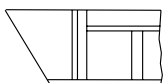
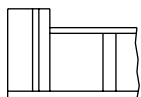
EQUIPPED WITH GATE FLEX™ OPTION TO ACCOMMODATE END DUMP DOORS.

MAKE _____

YEAR _____

FRONT OF TRAILER

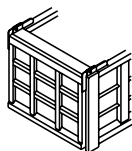
☐ VERTICAL ☐ SLOPED



REAR OF TRAILER

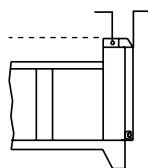
☐ TOP HINGE

(Must be level with or below the top rail.)



REAR HINGE DEPTH

☐ 0" - 10"
☐ >11" - 17"



MANUAL OVERRIDE*

☐ YES ☐ NO

*Recommended for hinge depth greater than 2".

QTY OF ELECTRIC WIRE

☐ 75' ☐ 100'

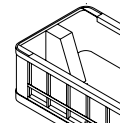
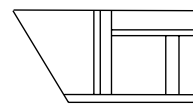
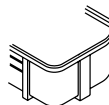
OPERATION TYPE

☐ ROCKER SWITCH
☐ SHURLINK PRO™ REMOTE
☐ SHURLINK EZR™ REMOTE

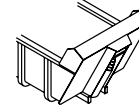
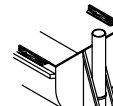
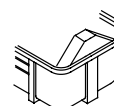
ADDITIONAL ITEMS TO ASK ABOUT

Are existing roll tubes in good shape? Need easy-off 6" offset tarp stops? Replacement U-clamps and screws?

Will fit these trailer styles:



These styles need modification in order to operate properly.



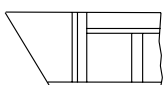
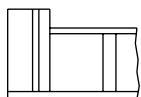
4500 HD FOR LIVE BOTTOM

MAKE _____

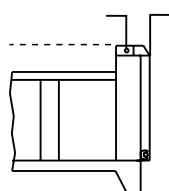
YEAR _____

FRONT OF TRAILER

☐ VERTICAL ☐ SLOPED



REAR OF TRAILER _____



RIB SPACING

FRONT _____ REAR _____ **

**Measure from center of rib to center of rib.

CATWALK LENGTH _____

LOCATION OF LADDER

☐ U.S. DRIVER ☐ U.S. PASSENGER
☐ CENTER ☐ OFF-CENTER

TRAILER MODEL

☐ 2006 OR NEWER
☐ 2005 OR OLDER

BACK CAP CHOICE***

☐ ALUMINUM ☐ FABRIC CAP

*Recommended for hinge depth greater than 2".

OPERATION TYPE

☐ ROCKER SWITCH
☐ SHURLINK PRO™ REMOTE
☐ SHURLINK EZR™ REMOTE

ADDITIONAL ITEMS TO ASK ABOUT

Are existing roll tubes in good shape? Need easy-off 6" offset tarp stops****? Replacement U-clamps and screws?

****Required for Top Hing Rear Door Kits.

KNIFE GATE

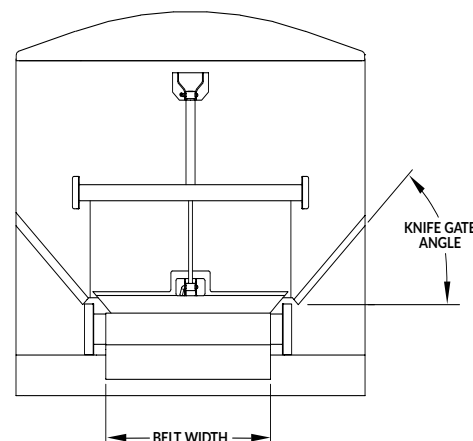
☐ YES ☐ NO

ANGLE

☐ 45° ☐ 57°

KNIFE GATE

☐ 36" ☐ 42" ☐ 48" ☐ 60"



SHUR-CO® SALES REP _____ DATE _____

Phone 800.474.8756 • Fax 605.665.0501
www.SHURCO.com

SMARTrailer™ Accessories Gate & Hoist

ORDER FORM

Correct measurements are crucial to getting the right tarp fit. Provide all requested information or your order may be delayed. **DO NOT** use universal box sizes. **ALWAYS** use actual measurements.

CUSTOMER ID# _____ PO# _____ DATE _____ SOURCE CODE _____

NAME _____

ADDRESS _____ EMAIL _____ PHONE _____

CITY _____ STATE _____ ZIP _____

☐ END USER ORDER ☐ SHIP TO _____

☐ DEALER ORDER

CURRENT TARPING SYSTEM

OPERATION TYPE

- ☐ NO SYSTEM ☐ MANUAL OPERATION
- ☐ ROCKER ☐ SMARTTRANSMITTER®
- ☐ SMART1+ ☐ SMART3™
- ☐ SMART2™ ☐ Vers. 8 ☐ Vers. 9 ☐ Other _____
- ☐ SHURLINK PRO™ ☐ SHURLINK EZR™ ☐ SHURLINK™ APP

☐ ADDING ELECTRIC TARPING SYSTEM AT THE SAME TIME AS ORDERING YOUR GATE & HOIST SYSTEM? PLEASE ENTER P/N OF TARPING SYSTEM BELOW.

TARP SYSTEM P/N _____

ELECTRIC GATE & HOIST

BOX MAKE _____

BOX DIMENSIONS

- A _____ UPPER BOX LENGTH
- B _____ UPPER BOX WIDTH
- N _____ TOP RAIL WIDTH
- U _____ INSIDE BOX WIDTH
- X _____ OUTSIDE BOX HEIGHT FROM GROUND

OPERATION TYPE

- ☐ SHURLINK PRO™ ☐ SHURLINK EZR™

HOIST TYPE

AIR-OVER HYDRAULIC

- ☐ YES ☐ NO - ELECTRIC GATE & HOIST N/A

STYLE _____

BOX STYLE | SEE FIGURE 1

- ☐ TYPE C ☐ TYPE D ☐ TYPE E

OTHER _____

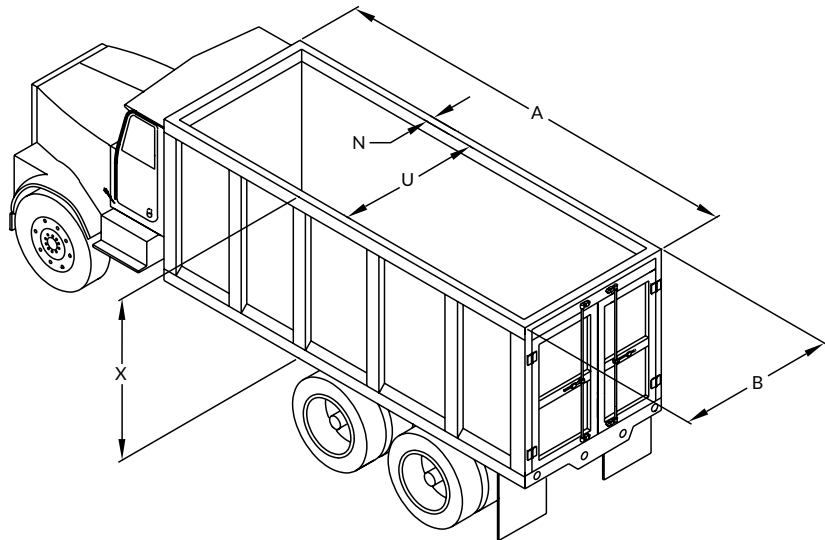
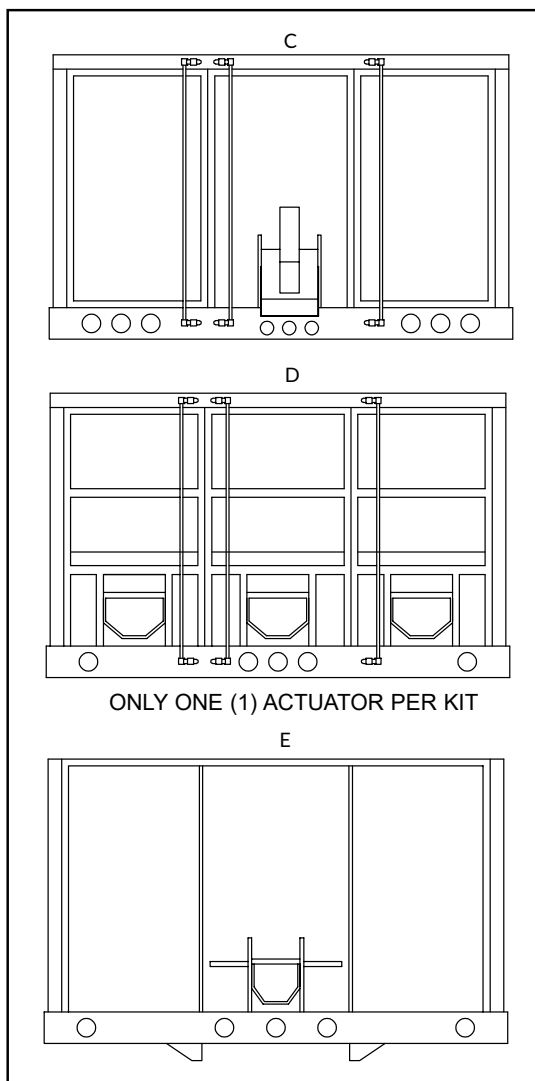
GATE STYLE

- ☐ FLAT ☐ RIBBED

MANUALLY CONTROLLED AIR SWITCH

- ☐ YES ☐ NO

FIGURE 1



SHUR-CO® SALES REP _____ DATE _____

Phone 800.474.8756 • Fax 605.665.0501
www.SHURCO.com



WARRANTIES



TERMS AND CONDITIONS



PATENTS



SHURCO™ SALES TEAM



SHURCO.COM | 800-474-8756

Marks are owned by Shur-Co, LLC or their respective owners. © 2025 Shur-Co, LLC. All rights reserved.
SC010CAT_1225