



THE FIRST – AND STILL THE BEST – ON THE MARKET
Shur-Lok® Roll Tarp for Grain Carts



The 'Shur' Way to Lock in Profits

A001BD-0711

This heavy-duty workhorse will outperform your expectations. It offers dependable protection from the elements and superior construction that will stand the test of time. What comes standard will do the job for you – and do it well, but if you like to customize, we have an outstanding selection of options and upgrades.

Our adaptable hardware lets you position the crank arm in the most efficient spot. An upgrade to our pinless offset retainer eliminates pin-and-cable hassles and can be secured on either side of the cart. Our universal crank retainer support kit can accommodate non-vertical configurations.

Ridge straps are made of stretch-resistant high-tensile webbing to keep the tarp from sagging between bows. We recommend dual straps for offset placement, a larger center opening and a clear flow for loading to reduce grain splatter.

Key Features: Aluminum Latchplate, Recessed Tarp Stops, Galvanized Steel Bows and Brackets, Fabric End Caps, Pinless Retainer with 7" Standoff, 1" Ridge Strap (over 8'6" carts get two), Stretch Cord Return, Long Straight Crank Arm, 18-Oz. Vinyl Tarp.

For more information, contact:

SHUR-CO® OF SD | 800.474.8756
2309 Shur-Lok St., Yankton

SHUR-CO® OF ND | 877.868.4488
920 38th St. NW, Exit 66, Fargo

SHUR-CO® OF IA | 866.356.0245
3839 Midway Blvd., Ft. Dodge

SHUR-CO® OF IL | 866.356.0246
4350 E. Boyd Rd., Decatur

SHUR-CO® OF OH | 866.356.0242
1100 N. Freedom, State Rt. 88 & 14, Ravenna

SHUR-CO® OF CO | 866.355.9173
10220 Brighton Rd., Unit #1, Henderson

SHUR-CO® OF TX | 866.689.0039
34505 I-10 West, S. Frontage Rd., Brookshire

SHUR-CO® OF OK | 866.356.0243
1604 East, U.S. Hwy 66, El Reno



www.shurco.com

Box Details

PROVIDE ALL REQUESTED INFORMATION OR YOUR ORDER MAY BE DELAYED.
DO NOT USE UNIVERSAL BOX SIZES. ALWAYS USE ACTUAL MEASUREMENTS.

CONTACT INFORMATION

NAME _____
 ADDRESS _____
 CITY _____ STATE _____ ZIP _____
 PHONE _____ FAX _____
 BOX/TRAILER MAKE _____

BOX DIMENSIONS

A _____ UPPER OUTSIDE BOX LENGTH
 B _____ UPPER OUTSIDE BOX WIDTH
 Front _____ Center _____ Rear _____
 N _____ TOP RAIL WIDTH
 U _____ INSIDE BOX WIDTH
 X _____ UPPER OUTSIDE BOX HEIGHT

FRONT CONFIGURATION | *Must answer this*

VERTICAL SLOPED

BOX EXTENSION STYLE | *See Figures 1 and 2*

FLAT SLANTED FLAT W/ANGLE
 SLANTED W/ANGLE SLANTED W/OVERHANG
 SLANTED W/OVERHANG AND ANGLE

BOX EXTENSION DIMENSIONS

B4 _____ EXTENSION WIDTH
 X1 _____ EXTENSION HEIGHT DRIVER SIDE
 X2 _____ EXTENSION HEIGHT PASSENGER SIDE
 X3 _____ LOWER EXTENSION ANGLE

TARP COLOR(S) _____

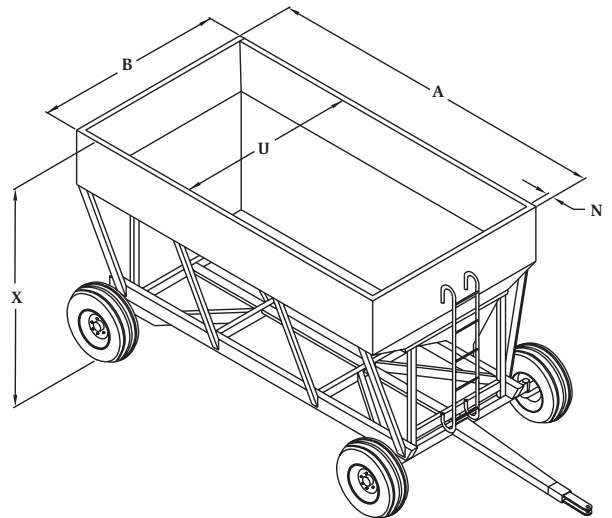
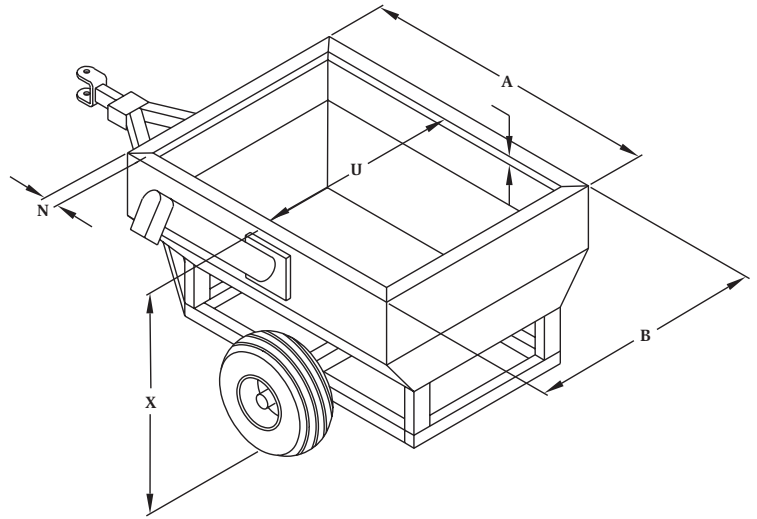


FIGURE 1

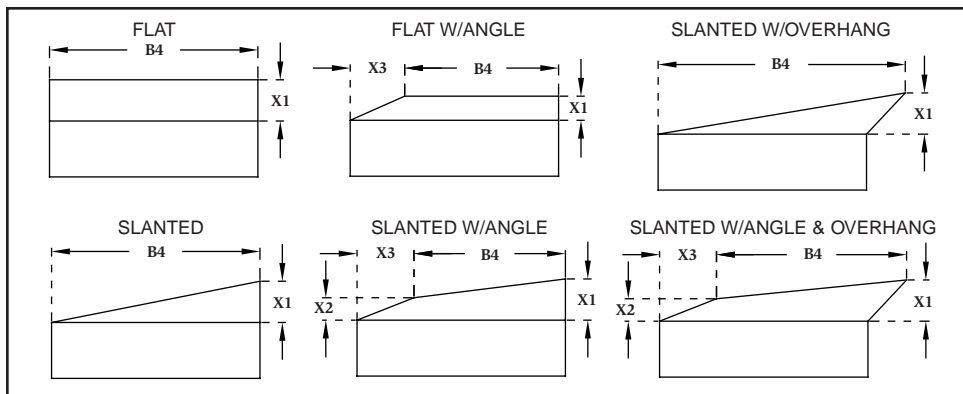
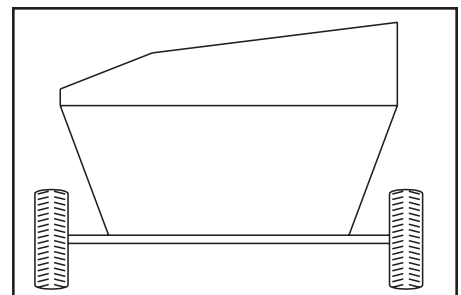


FIGURE 2



NOTE: If ordering galvanized caps, make sure box is flat across top. Figure 2 shows a box with an uneven angle across the top. Galvanized caps will NOT fit this box; you must order fabric caps instead.