



THE FIRST – AND STILL THE BEST – ON THE MARKET
Shur-Lok® Junior for Grain Wagons



The Most Affordable Tarping Available

A005BD-0111

The economical Shur-Lok® Junior operates just like the Shur-Lok®, but the caps are built right into the tarp! One-person operation is fast, safe and easy – you crank the tarp while standing on the ground.

A specially designed Econo-crank with square key allows for four-position adjustment of the tarp tension. Easy-to-reach straps with bungee cords enable quick release and are readily accessible when securing the tarp for windy weather and transport.

Recessed tarp stops wrap the narrow top rails of grain wagons and keep the tarp from rolling off. The plastic protective cap protects the tarp from sharp corners.

Key Features: Galvanized Steel Latchplate, Fabric Caps Built into the Tarp, Standard Galvanized Steel Bows and Brackets, Recessed Tarp Stops, Crank Arm with 4-Position U-Joint, J-Hook Retainer with 7" Standoff, Ridge Rope, 18-Oz. Vinyl Tarp.

For boxes up to 9' wide and 15' long and vehicles not to exceed speeds of 35 mph.

For more information, contact:

SHUR-CO® OF SD | 800.474.8756
2309 Shur-Lok St., Yankton

SHUR-CO® OF ND | 877.868.4488
920 38th St. NW, Exit 66, Fargo

SHUR-CO® OF IA | 866.356.0245
3839 Midway Blvd., Ft. Dodge

SHUR-CO® OF IL | 866.356.0246
4350 E. Boyd Rd., Decatur

SHUR-CO® OF OH | 866.356.0242
1100 N. Freedom, State Rt. 88 & 14, Ravenna

SHUR-CO® OF CO | 866.355.9173
10220 Brighton Rd., Unit #1, Henderson

SHUR-CO® OF TX | 866.689.0039
34505 I-10 West, S. Frontage Rd., Brookshire

SHUR-CO® OF OK | 866.356.0243
1604 East, U.S. Hwy 66, El Reno



www.shurco.com

Box Details

PROVIDE ALL REQUESTED INFORMATION OR YOUR ORDER MAY BE DELAYED. **DO NOT** USE UNIVERSAL BOX SIZES. **ALWAYS** USE ACTUAL MEASUREMENTS.

CONTACT INFORMATION

NAME _____
 ADDRESS _____
 CITY _____ STATE _____ ZIP _____
 PHONE _____ FAX _____
 BOX/TRAILER MAKE _____

BOX DIMENSIONS

A _____ UPPER OUTSIDE BOX LENGTH
 B _____ UPPER OUTSIDE BOX WIDTH
 Front _____ Center _____ Rear _____
 N _____ TOP RAIL WIDTH
 U _____ INSIDE BOX WIDTH
 X _____ UPPER OUTSIDE BOX HEIGHT

FRONT CONFIGURATION | *Must answer this*

VERTICAL SLOPED

BOX EXTENSION STYLE | *See Figures 1 and 2*

FLAT SLANTED FLAT W/ANGLE
 SLANTED W/ANGLE SLANTED W/OVERHANG
 SLANTED W/OVERHANG AND ANGLE

BOX EXTENSION DIMENSIONS

B4 _____ EXTENSION WIDTH
 X1 _____ EXTENSION HEIGHT DRIVER'S SIDE
 X2 _____ EXTENSION HEIGHT PASSENGER SIDE
 X3 _____ LOWER EXTENSION ANGLE

TARP COLOR(S) _____

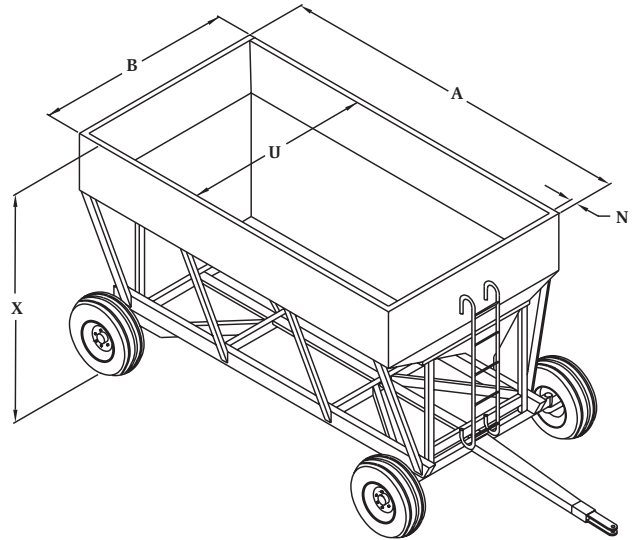


FIGURE 1

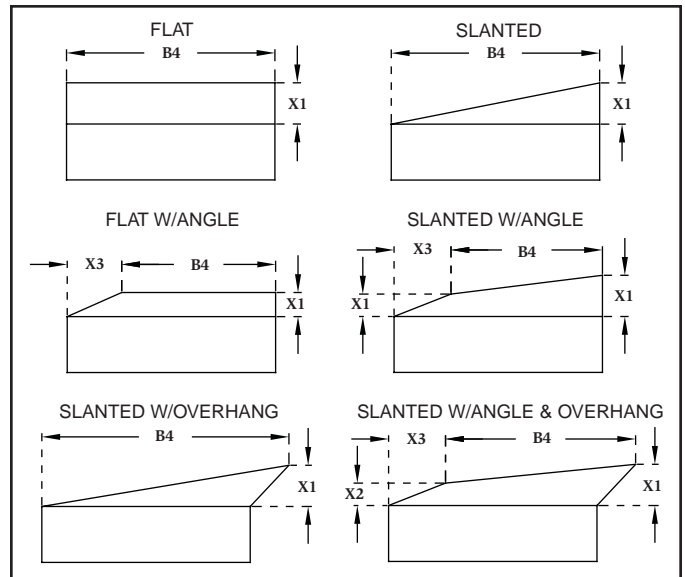
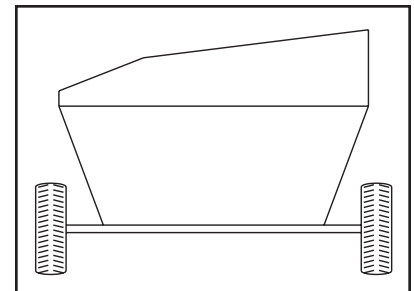


FIGURE 2



NOTE: You **MUST** use face mount caps on carts with angles. If the box has extensions, measure outside of extensions on the angle.