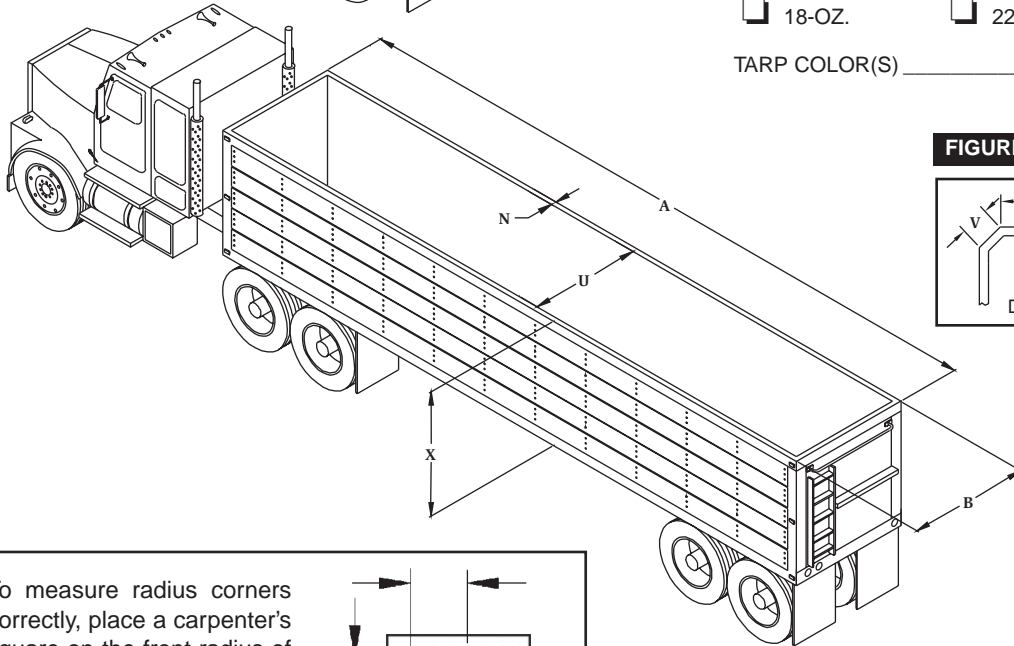
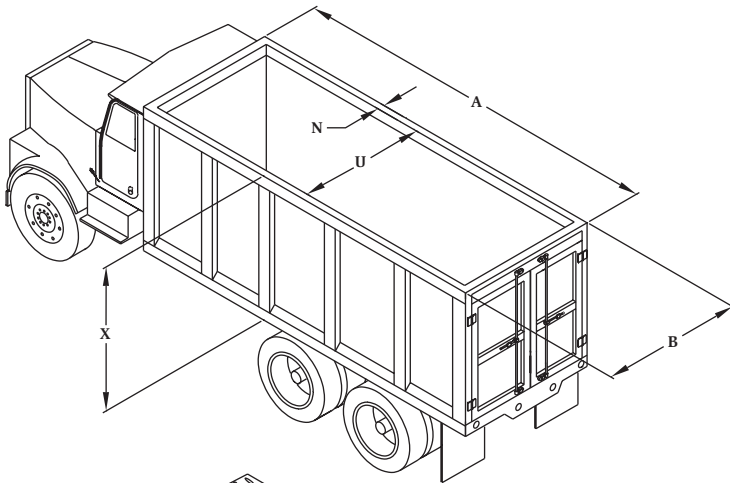
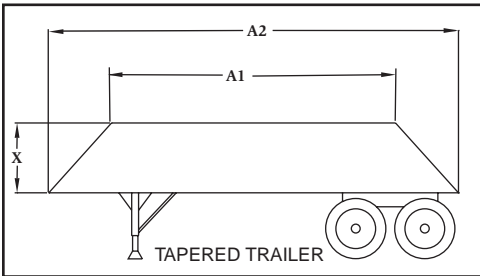


BOX DETAIL SHEET FOR FARM BODIES AND GRAIN TRAILERS

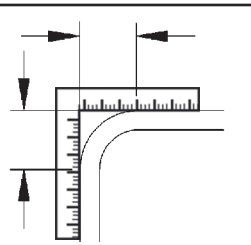
PROVIDE ALL REQUESTED INFORMATION OR YOUR ORDER MAY BE DELAYED.
DO NOT USE UNIVERSAL BOX SIZES. **ALWAYS** USE ACTUAL MEASUREMENTS.

G02BD-0410

FIGURE 1



To measure radius corners correctly, place a carpenter's square on the front radius of the trailer. Measure at the point where the radius starts to arch around the front of the trailer.



CONTACT INFORMATION

NAME _____

ADDRESS _____

CITY _____ STATE _____ ZIP _____

PHONE _____ FAX _____

BOX/TRAILER MAKE _____

BOX DIMENSIONS | Give A1 and A2 for grain trailers

A _____ UPPER BOX LENGTH
 A1 _____ TAPERED UPPER LENGTH
 A2 _____ TAPERED LOWER LENGTH

B _____ UPPER BOX WIDTH
 Front _____ Center _____ Rear _____

N _____ TOP RAIL WIDTH
 U _____ INSIDE BOX WIDTH
 X _____ BOX HEIGHT

CORNER CONFIGURATION | See Figure 2

SQUARE DIAGONAL RADIUS

C _____ OUTSIDE CORNER RADIUS | For all radius fronts

E _____ FLAT ACROSS FRONT

V _____ FLAT ACROSS DIAGONAL

W _____ DIAGONAL DEPTH

TARP WEIGHT

18-OZ. 22-OZ.

TARP COLOR(S) _____

FIGURE 2

